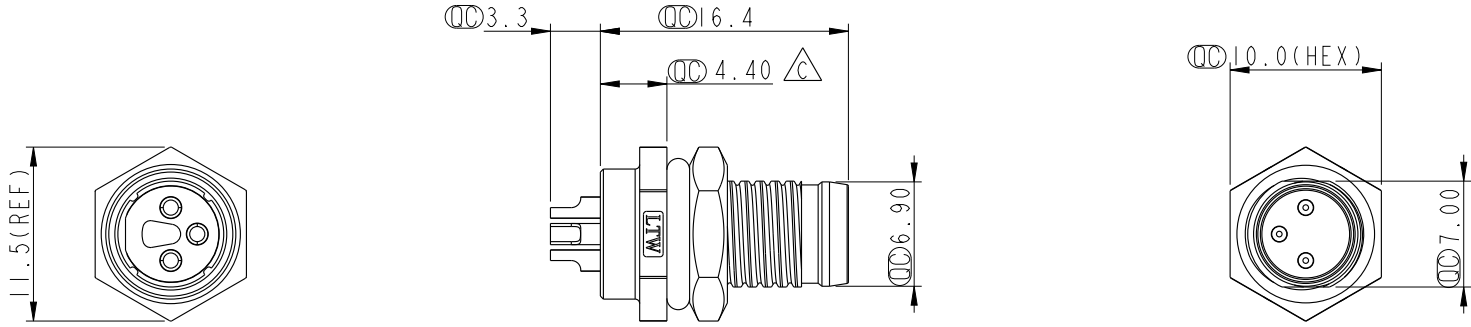
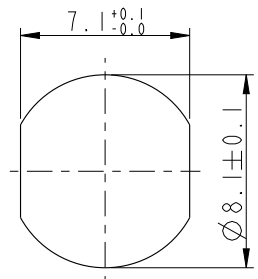
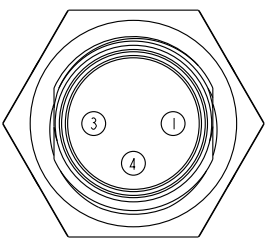
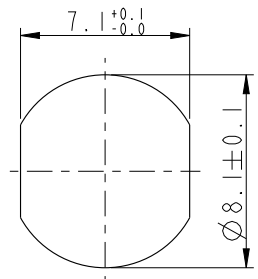
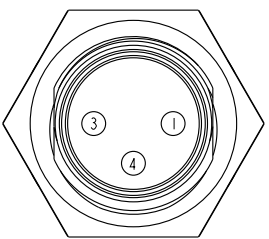
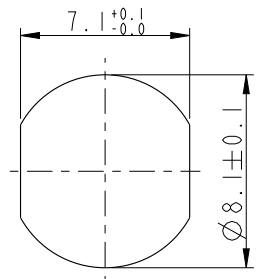
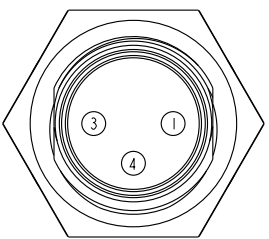
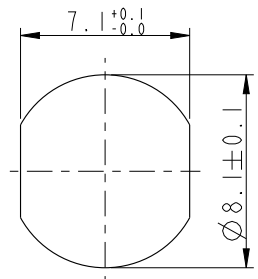
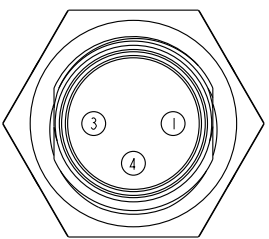
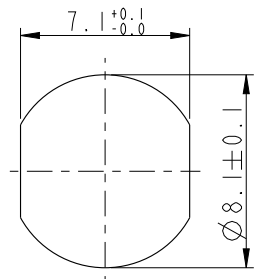
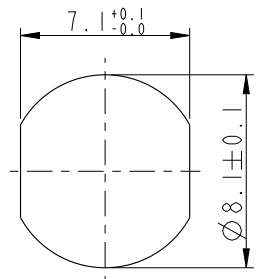
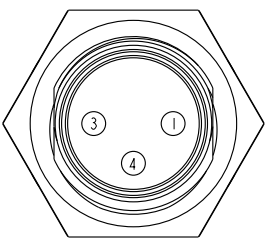
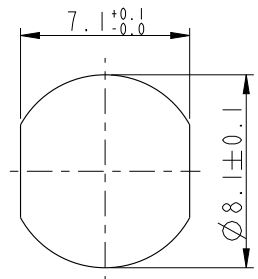
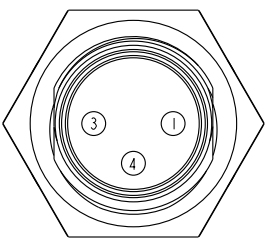
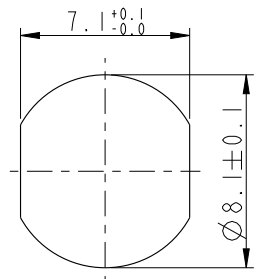
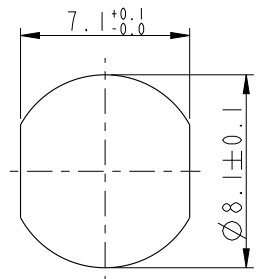
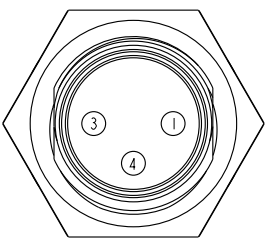
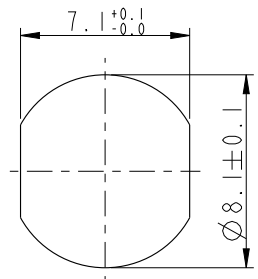
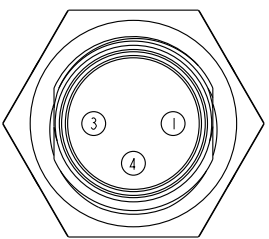
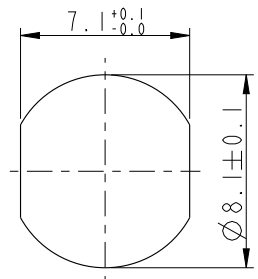
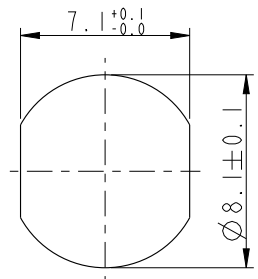
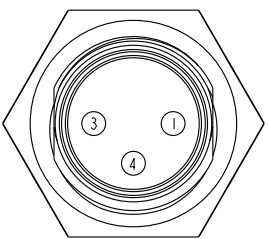
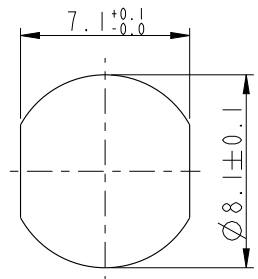
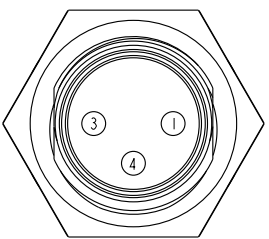
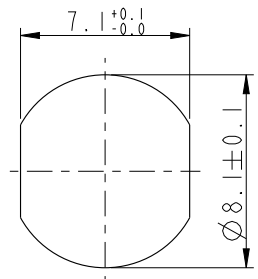
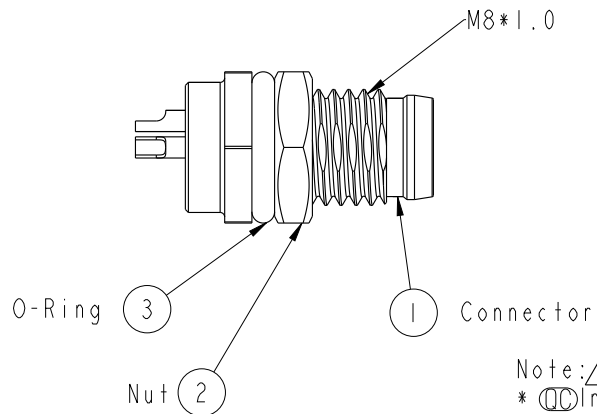


F	1		2	3	4	5	6	7	8
					REV.	ECN NO.	DATE	SIGN	DESCRIPTION
					B	LEN-7A0174	2007/09/29	Myrdal	Added Note
					C	LEN-910180	2009/01/07	Ivan Lin	Change rev. to ECN note
					D	CI92160	2019/12/21	Peng	\triangle X1
E									
									
									
									
									
D									
									
									
									
									
C									
									
									
									
									
B									
									
									
									
									
A									
									
									
									
									





THIS DOCUMENT IS SUBJECT TO CHANGE WITHOUT NOTICE. IT IS CONFIDENTIAL AND A PROPERTY OF Amphenol LTW. DISCLOSURE TO THIRD PARTY HAS TO BE AUTHORIZED BY Amphenol LTW.



- Note: \triangle
- * CC Important Dimension.
 - * Waterproof Rate: IP67
 - * Housing: Black, Nylon+GF
 - * Male Pin: Copper Alloy, Gold Plated
 - * Shield: Zinc Alloy, Nickel Plated
 - * \triangle Nut: Copper Alloy, Nickel Plated
 - * O-Ring: Black, EPDM
 - * Panel Thickness For Snap-in Type Max 3.0mm
 - * \triangle Panel Thickness For Screw Type Max 1.9mm
 - * Nut Torque: 4-6 kgf.cm

Amphenol LTW
安費諾亮泰企業股份有限公司

ITEM NO	8-03PMMS-SF7001	DRAWN BY	Ivan Lin	DATE	2009/01/07
DWG NO	8-03PMMS-SF7001	CHECKED BY	Tommy Hom	DATE	2009/01/07
CUSTOMER	ALTW	APPROVED BY	Luke Chang	DATE	2009/01/07

UNIT:mm			TITLE  M8 Conn Panel Screw 3P M Conn M Pin			
TOLERANCE			SCALE	SIZE	SHEET 1 OF 1	
.X	± 0.25		2:1	A4		
.XX	± 0.1					
.XXX	± 0.05		REV. D	WC-REV. A.5	 : Inspection item	
ANGLES	$\pm 1^\circ$					