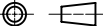
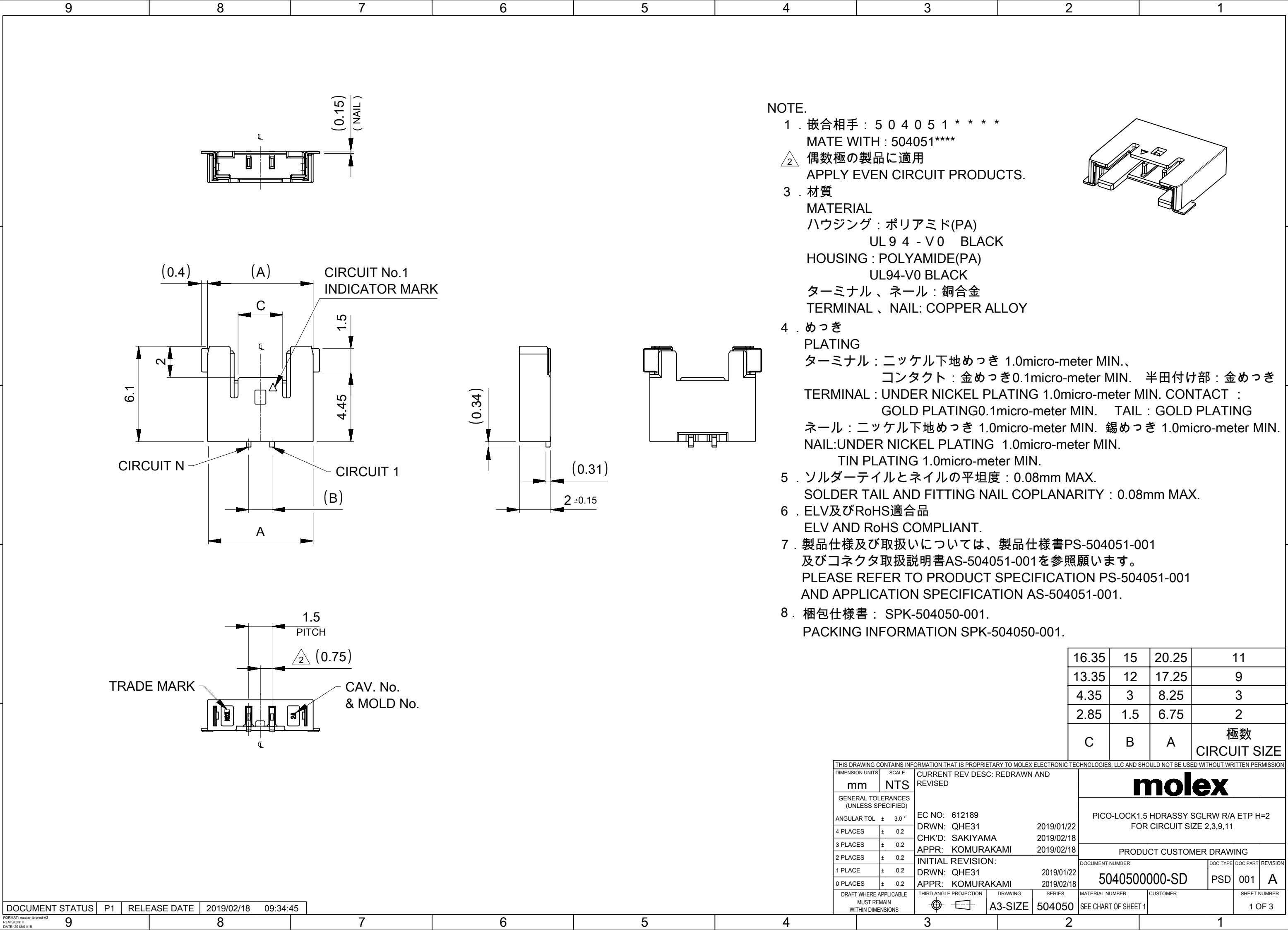


NOTE.

- 1 . 嵌合相手 : 5 0 4 0 5 1 * * * *
MATE WITH : 504051****
- 2 . 偶数極の製品に適用
APPLY EVEN CIRCUIT PRODUCTS.
- 3 . 材質
MATERIAL
ハウジング : ポリアミド(PA)
UL 9 4 - V 0 BLACK
HOUSING : POLYAMIDE(PA)
UL94-V0 BLACK
ターミナル、ネール : 銅合金
TERMINAL、NAIL: COPPER ALLOY
- 4 . めっき
PLATING
ターミナル : ニッケル下地めっき 1.0micro-meter MIN.、
コンタクト : 金めっき0.1micro-meter MIN. 半田付け部 : 金めっき
TERMINAL : UNDER NICKEL PLATING 1.0micro-meter MIN. CONTACT :
GOLD PLATING0.1micro-meter MIN. TAIL : GOLD PLATING
ネール : ニッケル下地めっき 1.0micro-meter MIN. 錫めっき 1.0micro-meter MIN.
NAIL:UNDER NICKEL PLATING 1.0micro-meter MIN.
TIN PLATING 1.0micro-meter MIN.
- 5 . ソルダールテイルとネールの平坦度 : 0.08mm MAX.
SOLDER TAIL AND FITTING NAIL COPLANARITY : 0.08mm MAX.
- 6 . ELV及びRoHS適合品
ELV AND RoHS COMPLIANT.
- 7 . 製品仕様及び取扱いについては、製品仕様書PS-504051-001
及びコネクタ取扱説明書AS-504051-001を参照願います。
PLEASE REFER TO PRODUCT SPECIFICATION PS-504051-001
AND APPLICATION SPECIFICATION AS-504051-001.
- 8 . 梱包仕様書 : SPK-504050-001.
PACKING INFORMATION SPK-504050-001.

17.85	16.5	21.75	12
14.85	13.5	18.75	10
11.85	10.5	15.75	8
10.35	9.0	14.25	7
8.85	7.5	12.75	6
7.35	6.0	11.25	5
5.85	4.5	9.75	4
C	B	A	極数 CIRCUIT SIZE

THIS DRAWING CONTAINS INFORMATION THAT IS PROPRIETARY TO MOLEX ELECTRONIC TECHNOLOGIES, LLC AND SHOULD NOT BE USED WITHOUT WRITTEN PERMISSION										
DIMENSION UNITS		SCALE		CURRENT REV DESC: REDRAWN AND REVISED				molex		
mm		NTS								
GENERAL TOLERANCES (UNLESS SPECIFIED)				PICO-LOCK1.5 HDRASSY SGLRW R/A ETP H=2 FOR CIRCUIT SIZE 4-8, 10,12						
ANGULAR TOL ± 3.0 °										
4 PLACES		± 0.2		EC NO: 612189		PRODUCT CUSTOMER DRAWING				
3 PLACES		± 0.2		DRWN: QHE31 2018/03/14						
2 PLACES		± 0.2		CHK'D: SAKIYAMA 2019/02/18		DOCUMENT NUMBER 5040500000-SD				
1 PLACE		± 0.2		APPR: KOMURAKAMI 2019/02/18						DOC TYPE PSD
0 PLACES		± 0.2		INITIAL REVISION:		REVISION		A		
DRAFT WHERE APPLICABLE MUST REMAIN WITHIN DIMENSIONS				DRWN: QHE31 2018/03/14		SERIES		MATERIAL NUMBER		CUSTOMER
				APPR: KOMURAKAMI 2019/02/18		A3-SIZE 504050		SEE CHART OF SHEET 1		SHEET NUMBER 1 OF 3
										

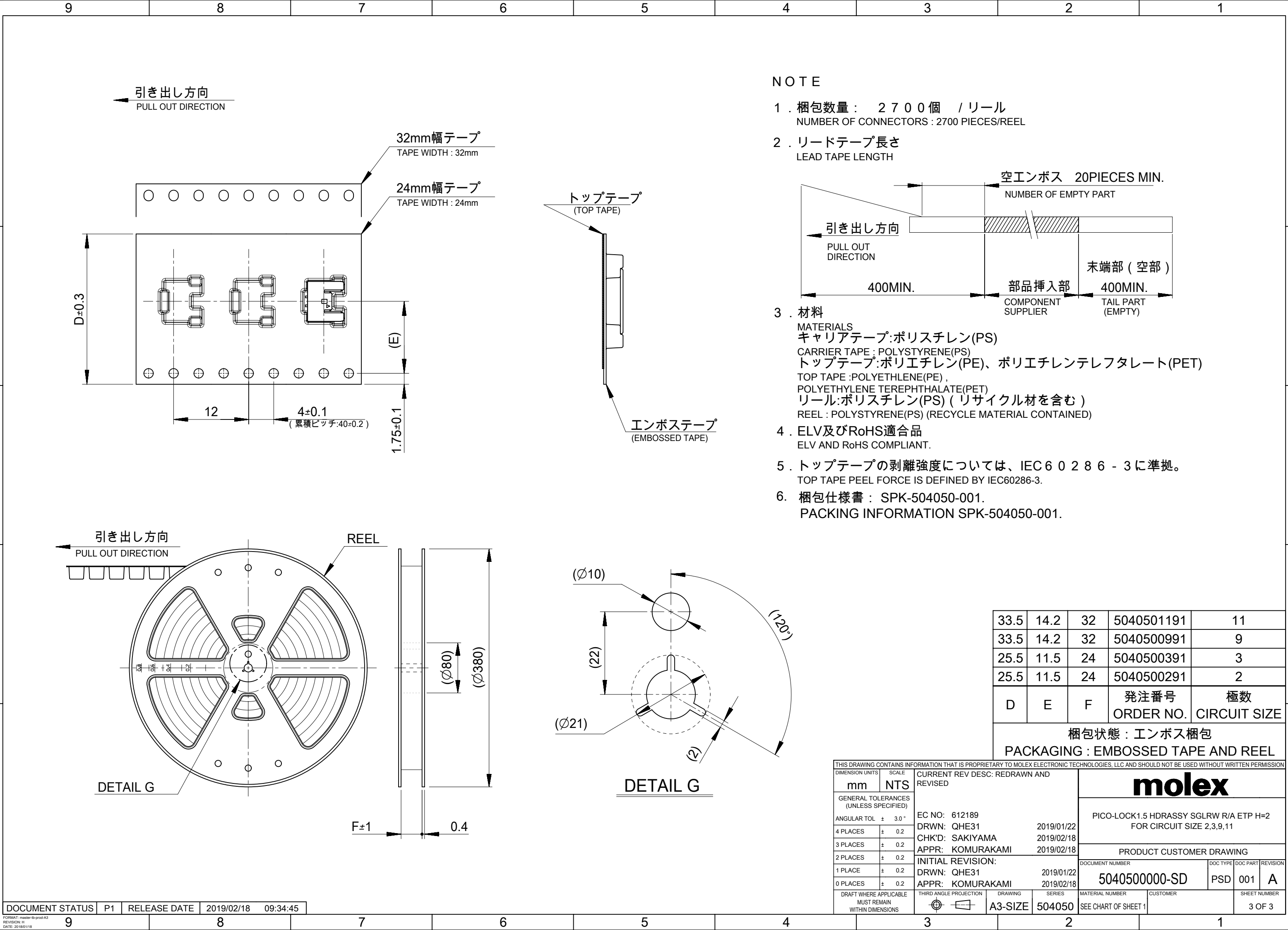


NOTE.

- 1 . 嵌合相手 : 5 0 4 0 5 1 * * * *
MATE WITH : 504051****
- 2 . 偶数極の製品に適用
APPLY EVEN CIRCUIT PRODUCTS.
- 3 . 材質
MATERIAL
ハウジング : ポリアミド(PA)
UL 9 4 - V 0 BLACK
HOUSING : POLYAMIDE(PA)
UL94-V0 BLACK
ターミナル、ネール : 銅合金
TERMINAL、NAIL: COPPER ALLOY
- 4 . めっき
PLATING
ターミナル : ニッケル下地めっき 1.0micro-meter MIN.、
コンタクト : 金めっき0.1micro-meter MIN. 半田付け部 : 金めっき
TERMINAL : UNDER NICKEL PLATING 1.0micro-meter MIN. CONTACT :
GOLD PLATING0.1micro-meter MIN. TAIL : GOLD PLATING
ネール : ニッケル下地めっき 1.0micro-meter MIN. 錫めっき 1.0micro-meter MIN.
NAIL:UNDER NICKEL PLATING 1.0micro-meter MIN.
TIN PLATING 1.0micro-meter MIN.
- 5 . ソルダーテイルとネイルの平坦度 : 0.08mm MAX.
SOLDER TAIL AND FITTING NAIL COPLANARITY : 0.08mm MAX.
- 6 . ELV及びRoHS適合品
ELV AND RoHS COMPLIANT.
- 7 . 製品仕様及び取扱いについては、製品仕様書PS-504051-001
及びコネクタ取扱説明書AS-504051-001を参照願います。
PLEASE REFER TO PRODUCT SPECIFICATION PS-504051-001
AND APPLICATION SPECIFICATION AS-504051-001.
- 8 . 梱包仕様書 : SPK-504050-001.
PACKING INFORMATION SPK-504050-001.

16.35	15	20.25	11
13.35	12	17.25	9
4.35	3	8.25	3
2.85	1.5	6.75	2
C	B	A	極数 CIRCUIT SIZE

THIS DRAWING CONTAINS INFORMATION THAT IS PROPRIETARY TO MOLEX ELECTRONIC TECHNOLOGIES, LLC AND SHOULD NOT BE USED WITHOUT WRITTEN PERMISSION											
DIMENSION UNITS		SCALE		CURRENT REV DESC: REDRAWN AND REVISED			<div>molex</div>				
mm		NTS									
GENERAL TOLERANCES (UNLESS SPECIFIED)				PICO-LOCK1.5 HDRASSY SGLRW R/A ETP H=2 FOR CIRCUIT SIZE 2,3,9,11							
ANGULAR TOL ± 3.0 °											
4 PLACES		± 0.2		EC NO: 612189			PRODUCT CUSTOMER DRAWING				
3 PLACES		± 0.2		DRWN: QHE31 2019/01/22							
2 PLACES		± 0.2		CHK'D: SAKIYAMA 2019/02/18							
1 PLACE		± 0.2		APPR: KOMURAKAMI 2019/02/18			DOCUMENT NUMBER 5040500000-SD				
0 PLACES		± 0.2		INITIAL REVISION:							
DRAFT WHERE APPLICABLE MUST REMAIN WITHIN DIMENSIONS				THIRD ANGLE PROJECTION		DRAWING		CUSTOMER		SHEET NUMBER	
						A3-SIZE		504050		SEE CHART OF SHEET 1	




NOTE

- 梱包数量 : 2700個 / リール
NUMBER OF CONNECTORS : 2700 PIECES/REEL
- リードテープ長さ
LEAD TAPE LENGTH
- 材料
MATERIALS
キャリアテープ:ポリスチレン(PS)
CARRIER TAPE : POLYSTYRENE(PS)
トップテープ:ポリエチレン(PE)、ポリエチレンテレフタレート(PET)
TOP TAPE :POLYETHYLENE(PE) ,
POLYETHYLENE TEREPHTHALATE(PET)
リール:ポリスチレン(PS) (リサイクル材を含む)
REEL : POLYSTYRENE(PS) (RECYCLE MATERIAL CONTAINED)
- ELV及びRoHS適合品
ELV AND RoHS COMPLIANT.
- トップテープの剥離強度については、IEC 6 0 2 8 6 - 3 に準拠。
TOP TAPE PEEL FORCE IS DEFINED BY IEC60286-3.
- 梱包仕様書 : SPK-504050-001.
PACKING INFORMATION SPK-504050-001.

33.5	14.2	32	5040501191	11
33.5	14.2	32	5040500991	9
25.5	11.5	24	5040500391	3
25.5	11.5	24	5040500291	2
D	E	F	発注番号 ORDER NO.	極数 CIRCUIT SIZE

梱包状態 : エンボス梱包
PACKAGING : EMBOSSED TAPE AND REEL

THIS DRAWING CONTAINS INFORMATION THAT IS PROPRIETARY TO MOLEX ELECTRONIC TECHNOLOGIES, LLC AND SHOULD NOT BE USED WITHOUT WRITTEN PERMISSION											
DIMENSION UNITS		SCALE		CURRENT REV DESC: REDRAWN AND REVISED			<div>molex</div>				
mm		NTS									
GENERAL TOLERANCES (UNLESS SPECIFIED)		ANGULAR TOL ± 3.0 °			PICO-LOCK1.5 HDRASSY SGLRW R/A ETP H=2 FOR CIRCUIT SIZE 2,3,9,11						
4 PLACES ± 0.2											
3 PLACES ± 0.2		EC NO: 612189			PRODUCT CUSTOMER DRAWING						
2 PLACES ± 0.2		DRWN: QHE31 2019/01/22									
1 PLACE ± 0.2		CHK'D: SAKIYAMA 2019/02/18			DOCUMENT NUMBER 5040500000-SD						
0 PLACES ± 0.2		APPR: KOMURAKAMI 2019/02/18								DOC TYPE PSD	
DRAFT WHERE APPLICABLE MUST REMAIN WITHIN DIMENSIONS		THIRD ANGLE PROJECTION		DRAWING	SERIES	MATERIAL NUMBER		CUSTOMER		SHEET NUMBER	
				A3-SIZE	504050	SEE CHART OF SHEET 1				3 OF 3	