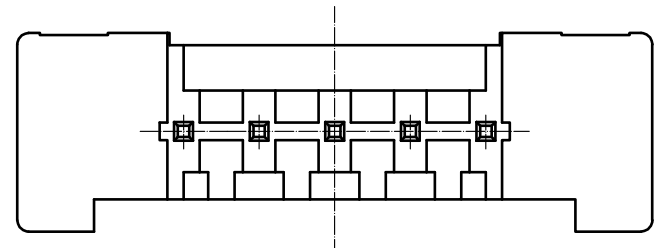
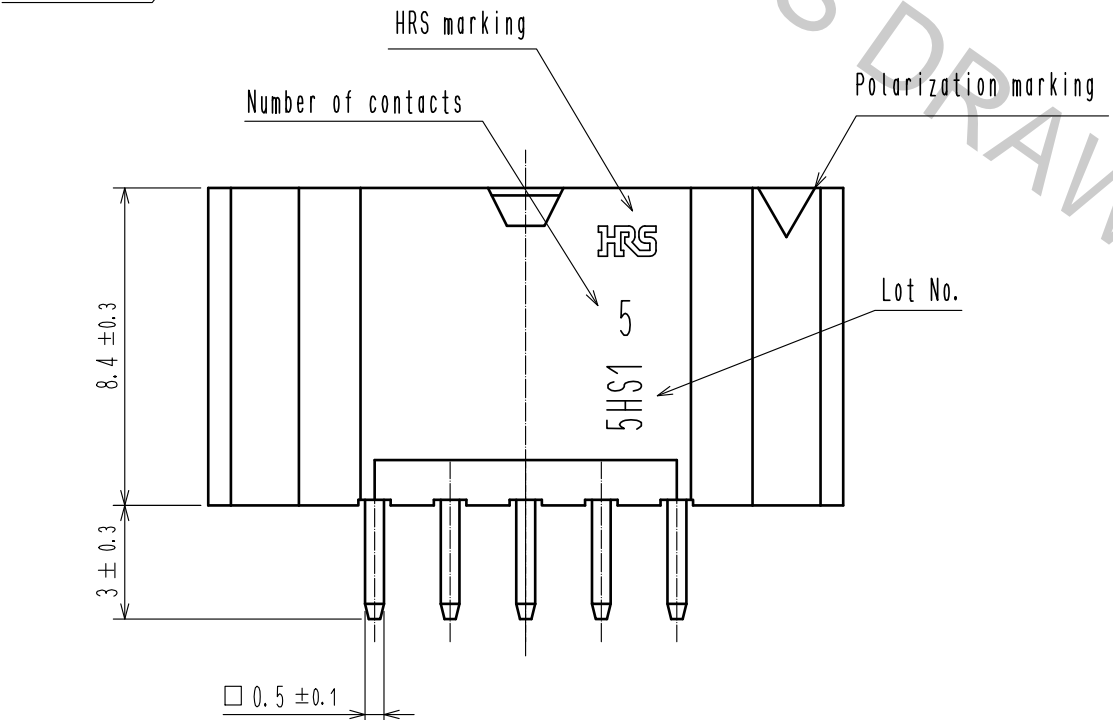
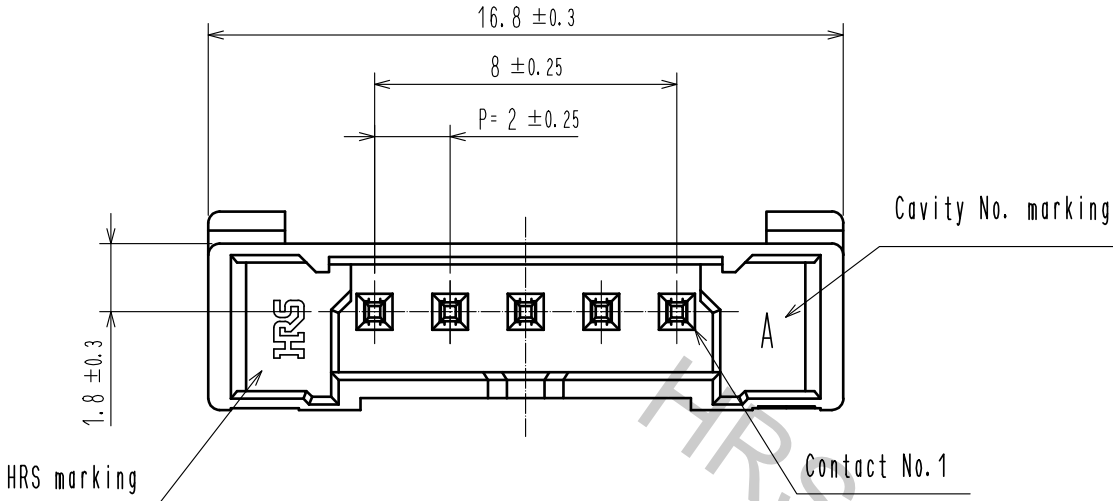
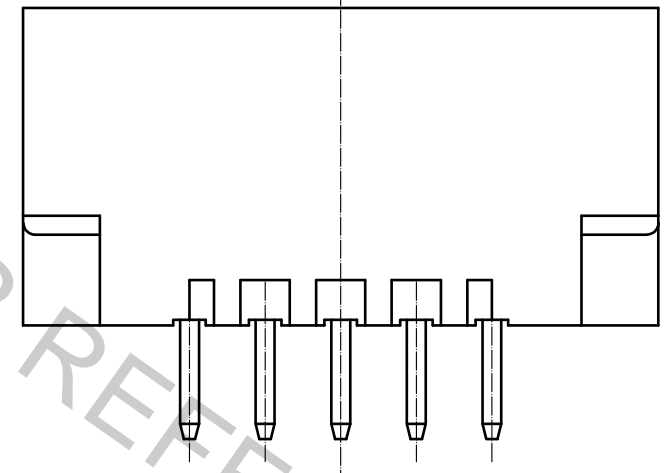
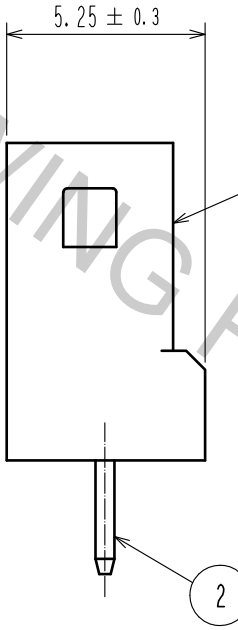
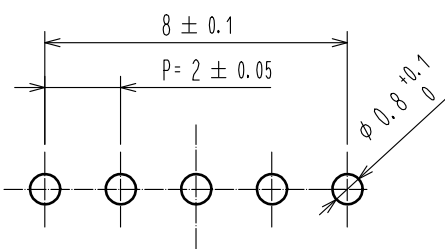


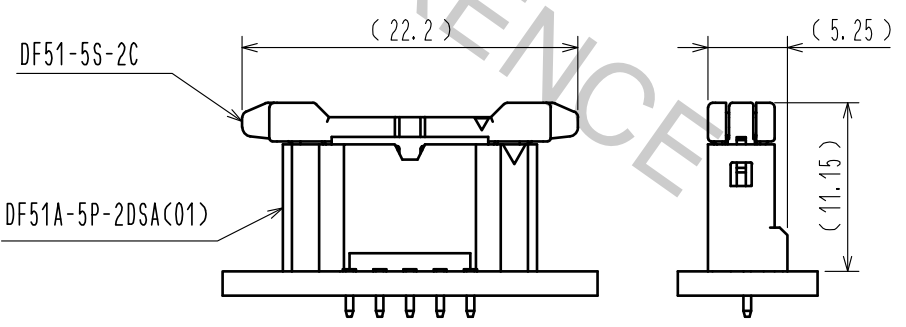
Mar.1.2019 Copyright 2019 HIROSE ELECTRIC CO., LTD. All Rights Reserved.
In case that the application demands a high level of reliability, such as automotive,
please contact a company representative for further information.



RECOMMENDED PATTERN(FREE)
(BOARD THICKNESS $t=1.6$ mm)



MATING FIGURE (2:1)



Note 1. Per pack : 100 Pieces.
2. The dimension parenthesis are for reference.
3. UL(File No.E52653),
C-UL(File No.E52653) authorization article.



1	PBT	UL94V-0, BLACK	2	BRASS	SURFACE:AU PLATING 0.1μm MIN UNDER PLATING:NICKEL PLATING 0.5μm MIN
NO.	MATERIAL	FINISH , REMARKS	NO.	MATERIAL	FINISH , REMARKS
UNITS mm		SCALE 5 : 1	COUNT 1	DESCRIPTION OF REVISIONS DIS-H-00004512	DESIGNED TS.MIYAKI
APPROVED : HS. OKAWA CHECKED : ST. WADA DESIGNED : TH. SATO DRAWN : TH. SATO				20180320 20180320 20180320 20180320	DATE 20181214
HRS HIROSE ELECTRIC CO., LTD.				DRAWING NO. EDC-363917-01-00	
				PART NO. DF51A-5P-2DSA(01)	
				CODE NO. CL543-5108-0-01	
				1/1	