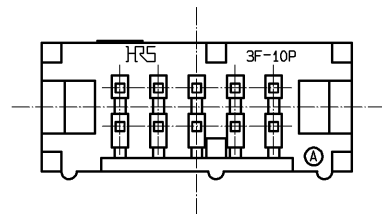
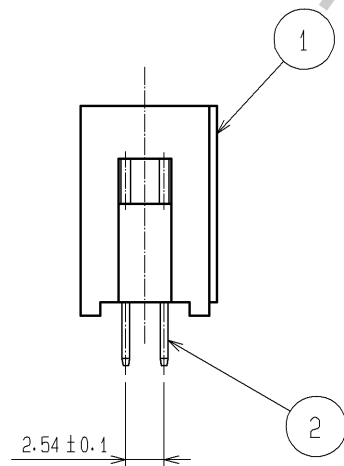
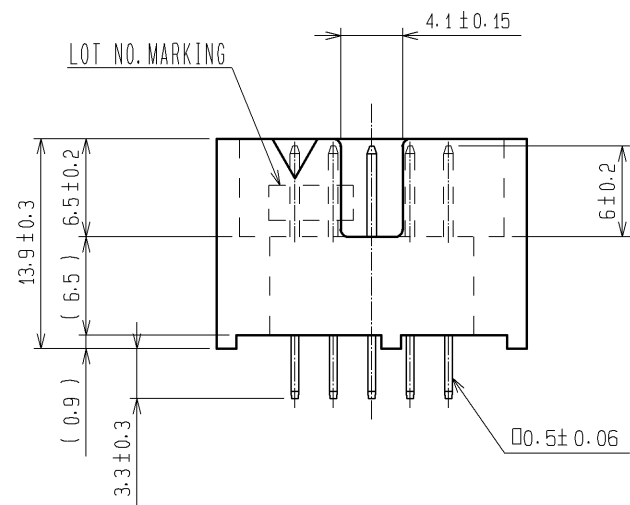
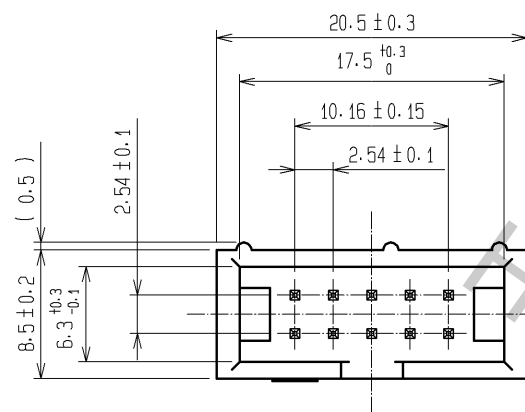
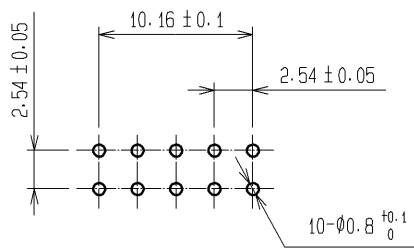


Oct.1.2018 Copyright 2018 HIROSE ELECTRIC CO., LTD. All Rights Reserved.
In case that the application demands a high level of reliability, such as automotive,
please contact a company representative for further information.



RECOMMENDED PC BOARD HOLE PATTERN



NOTE 1. THE DIMENSIONS IN PARENTHESES ARE FOR REFERENCE.

1		PBT	BLACK UL94V-0		2		BRASS		CONTACT AREA : Ni2.5μm+Au0.2μm				
									DIP AREA : Ni2.5μm+Sn2μm				
NO.		MATERIAL		FINISH , REMARKS			NO.		MATERIAL		FINISH , REMARKS		
UNITS mm				SCALE 2 : 1		COUNT	DESCRIPTION OF REVISIONS			DESIGNED		CHECKED	DATE
HIROSE ELECTRIC CO., LTD.				APPROVED : HS. OKAWA		12.06.05		DRAWING NO. EDC3-016854-21					
				CHECKED : HT. YAMAGUCHI		12.06.05		PART NO. HIF3F-10PA-2.54DSA(71)					
				DESIGNED : KJ. NISHIWAKI		12.06.05		CODE NO. CL615-0061-3-71					
				DRAWN : CR. TAKESHIMA		12.06.05		1/1					