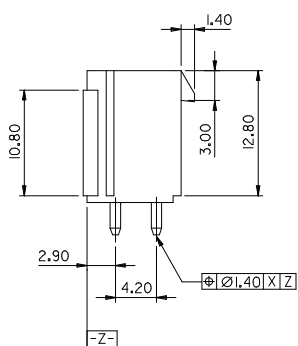
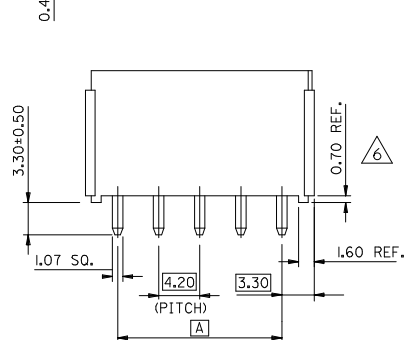


RECOMMENDED INSTALLATION PATTERN



LEGEND

36633-**** SEE SHEET 2 FOR CKT. SIZE, PKG, PLATING, & HSG COLOR OPTIONS.

87427-****

CKT. SIZE

PLATING OPTIONS

2 = NOTE 2.2

8 = NOTE 2.3

COLOR & PACKAGING

3 = BEIGE, TAPE & REEL PACKED

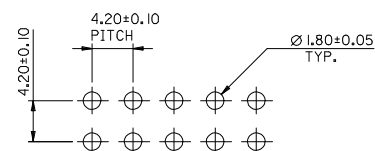
4 = BEIGE, BULK PACKED

9 = BLACK, BULK PACKED

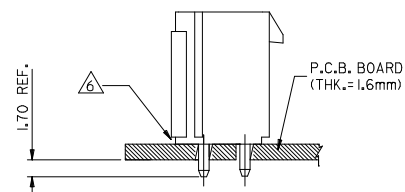
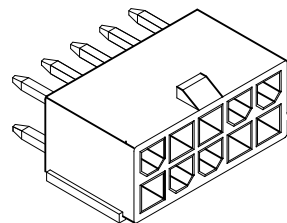
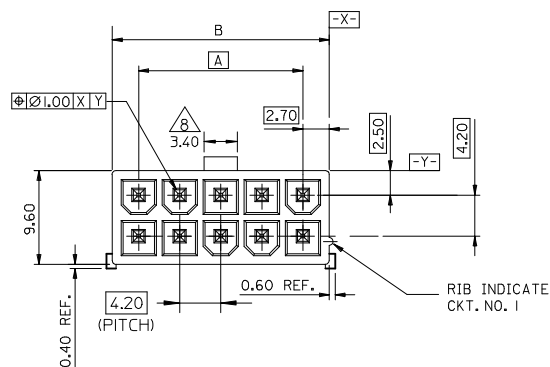
NOTES

- MATERIALS:
- HEADER: NYLON 46, UL94V-0, COLOR SEE LEGEND.
- PIN: BRASS
- FINISH- PLATING OF PIN:
2.2 .00254 MIN. MATTE TIN OVER .00127 MIN. NICKEL
2.3 0.00076 MIN. SELECT GOLD AND 0.00254 MIN. SELECT MATTE TIN OVER 0.00127 MIN. NICKEL OVERALL
- PRODUCT SPECIFICATION: PS-87427-0001.
PACKAGING SPECIFICATION :
BULK PACK PER PK-87427-004.
TAPE & REEL PACK PER PK-87427-009
- MATES WITH: MINI-FIT JR. RECEPTACLE SERIES 5557.
- HOUSING STANDOFF (0.70mm REF)
- THESE PARTS CONFORM TO CLASS 'B' REQUIREMENTS OF COSMETIC SPECIFICATION PS-45499-002.
- THIS DIMENSION IS 4.2 ON 2 CKT PARTS.
- DISCOLORATION IN THE BANDOLIER CARRIER AREA OF THE PIN IS INHERENT TO THE PLATING PROCESS AND IS DUE TO THE MASKING EFFECT OF THE CARRIER. THIS DISCOLORATION IS IN A NON-FUNCTIONAL AREA OF THE PIN AND WILL NOT AFFECT THE PERFORMANCE OF THE HEADER ASSEMBLY.
- PARTS ARE NOT DESIGNED FOR CURRENT SHARING.
- CONNECTORS ARE NOT TO BE MATED AND UNMATED WHILE CIRCUITS ARE LIVE.

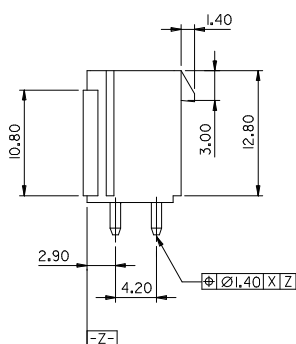
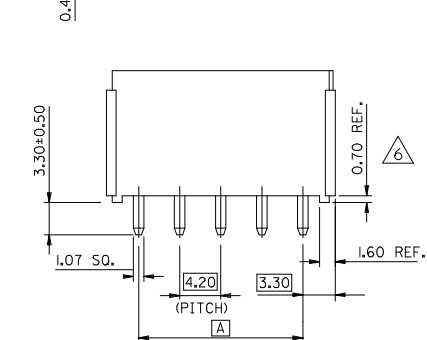
RECOMMENDED P.C.B.LAYOUT



EDIT NOTE 4				QUALITY SYMBOLS		GENERAL TOLERANCES (UNLESS SPECIFIED)		DIMENSION STYLE MM ONLY		SCALE 4:1	DESIGN UNITS METRIC	THIRD ANGLE PROJECTION	
EC NO: UCP2017-1059				F=0		mm INCH		DRAWN BY DATE		TITLE			
DRAWN:SLAFTER 2016/11/08				F=0		4 PLACES ± --- ± ---		SAM.C 960401		4.2MM W-T-B VERT. HEADER W/O FLANGES MINI-FIT JR			
CHKD:BELL 2016/11/08				F=0		3 PLACES ± --- ± ---		CHECKED BY DATE					
APPR:FSMITH 2017/02/06				F=0		2 PLACES ± 0.20 ± ---		APPROVED BY DATE		molex			
						1 PLACE ± --- ± ---		FSMITH 2010/10/04					
						0 PLACE ± --- ± ---		MATERIAL NO.		DOCUMENT NO.		SHEET NO.	
						ANGULAR ± ---°		SEE CHART		SD-87427-***4*		1 OF 2	
E4				REV		DRAFT WHERE APPLICABLE MUST REMAIN WITHIN DIMENSIONS		SIZE B		THIS DRAWING CONTAINS INFORMATION THAT IS PROPRIETARY TO MOLEX INCORPORATED AND SHOULD NOT BE USED WITHOUT WRITTEN PERMISSION			



RECOMMENDED INSTALLATION PATTERN



LEGEND

36633-**** SEE SHEET 2 FOR CKT. SIZE, PKG, PLATING, & HSG COLOR OPTIONS.

87427-****

CKT. SIZE

PLATING OPTIONS

2 = NOTE 2.2

8 = NOTE 2.3

COLOR & PACKAGING

3 = BEIGE, TAPE & REEL PACKED

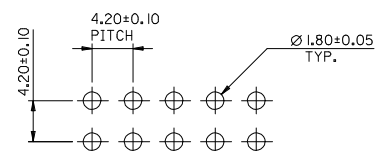
4 = BEIGE, BULK PACKED

9 = BLACK, BULK PACKED

NOTES

- MATERIALS:
- HEADER: NYLON 46, UL94V-0, COLOR SEE LEGEND.
- PIN: BRASS
- FINISH- PLATING OF PIN:
2.2 .00254 MIN. MATTE TIN OVER .00127 MIN. NICKEL
2.3 0.00076 MIN. SELECT GOLD AND 0.00254 MIN. SELECT MATTE TIN OVER 0.00127 MIN. NICKEL OVERALL
- PRODUCT SPECIFICATION: PS-87427-0001.
PACKAGING SPECIFICATION :
BULK PACK PER PK-87427-004.
TAPE & REEL PACK PER PK-87427-009
- MATES WITH: MINI-FIT JR. RECEPTACLE SERIES 5557.
- HOUSING STANDOFF (0.70mm REF)
- THESE PARTS CONFORM TO CLASS 'B' REQUIREMENTS OF COSMETIC SPECIFICATION PS-45499-002.
- THIS DIMENSION IS 4.2 ON 2 CKT PARTS.
- DISCOLORATION IN THE BANDOLIER CARRIER AREA OF THE PIN IS INHERENT TO THE PLATING PROCESS AND IS DUE TO THE MASKING EFFECT OF THE CARRIER. THIS DISCOLORATION IS IN A NON-FUNCTIONAL AREA OF THE PIN AND WILL NOT AFFECT THE PERFORMANCE OF THE HEADER ASSEMBLY.
- PARTS ARE NOT DESIGNED FOR CURRENT SHARING.
- CONNECTORS ARE NOT TO BE MATED AND UNMATED WHILE CIRCUITS ARE LIVE.

RECOMMENDED P.C.B.LAYOUT



EDIT NOTE 4 EC NO: UCP2017-1059 DRAWN:CSLAFTER 2016/11/108 CHKD:BELL 2016/11/108 APPR:FSMITH 2017/02/106	DESCRIPTION	QUALITY SYMBOLS	GENERAL TOLERANCES (UNLESS SPECIFIED)				DIMENSION STYLE		SCALE	DESIGN UNITS	THIRD ANGLE PROJECTION					
							MM ONLY		4:1	METRIC						
					mm	INCH	DRAWN BY	DATE	TITLE 4.2MM W-T-B VERT. HEADER W/O FLANGES MINI-FIT JR							
			4 PLACES ± --- ± ---		SAM.C	960401										
			3 PLACES ± --- ± ---		CHECKED BY	DATE	molex									
			2 PLACES ± 0.20 ± ---		APPROVED BY	DATE										
			1 PLACE ± --- ± ---		FSMITH	2010/10/04						DOCUMENT NO. SD-87427-***4* SHEET NO. 1 OF 2				
			0 PLACE ± --- ± ---		MATERIAL NO.											
			ANGULAR ± ---°		SEE CHART											
			DRAFT WHERE APPLICABLE MUST REMAIN WITHIN DIMENSIONS		SIZE B		THIS DRAWING CONTAINS INFORMATION THAT IS PROPRIETARY TO MOLEX INCORPORATED AND SHOULD NOT BE USED WITHOUT WRITTEN PERMISSION									

