

Honeywell

FED.MFG.CODE 91929

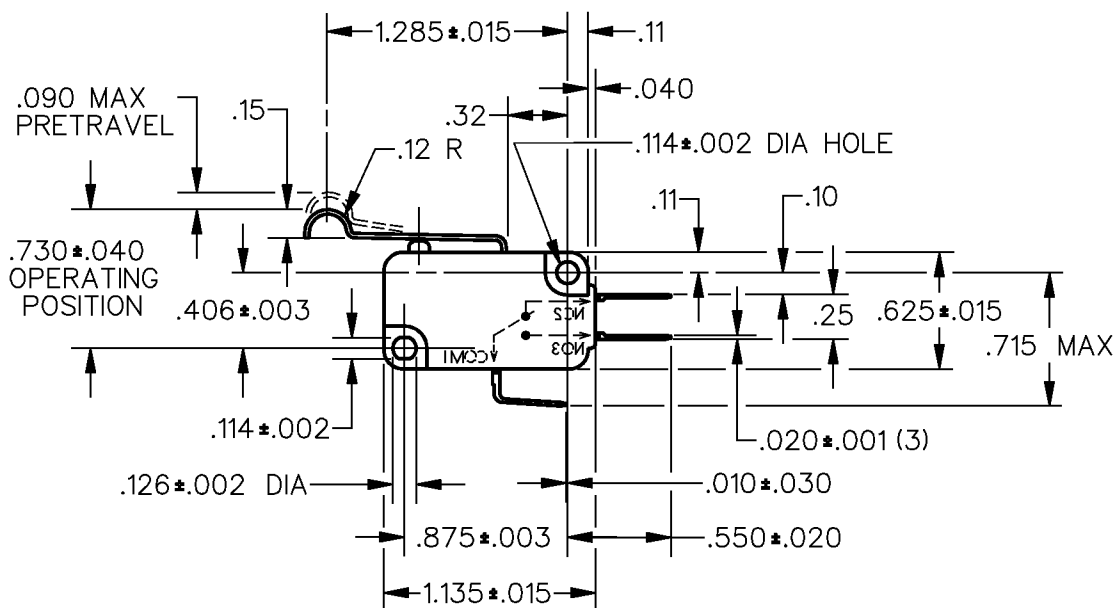
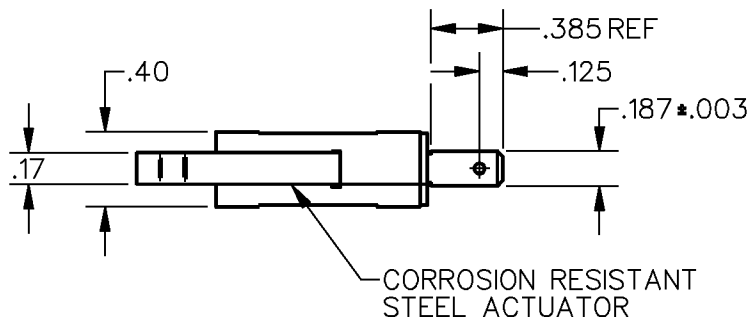
SWITCH-BASIC

CATALOG LISTING

V7-6C17D8-263

CW-C6023

CATALOG LISTING
V7-6C17D8-263
PAGE 1 OF 1
RELEASE NO. PR-17243
REPLACES
ISSUE
M
8

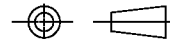


REVISIONS

A	CO 66350 JAP 20 SEP 89	11JUL08
B	CO 69205 BAB 7 JAN 91	ASD
C	CO 70247 JAP 20 JUN 91	CHECK
D	CO 76418 DCS 9 DEC 93	CHECK
E	OBS 79950 CSL 15 MAR 95	5 APR 89
F	RE-IN PR22394 DCS 6 SEP 96	PK 11JUL08
G	0041190	

THIS DRAWING COVERS A PROPRIETARY ITEM AND IS THE PROPERTY OF HONEYWELL.
THIS DRAWING IS NOT TO BE COPIED OR USED WITHOUT THE APPROVAL OF HONEYWELL.

THIRD ANGLE PROJECTION



CHARACTERISTICS

OPERATING FORCE — — — — 8 OZ MAX
RELEASE FORCE — — — — 2 OZ MIN
DIFFERENTIAL TRAVEL — — — .065 MAX
OVERTRAVEL — — — — — .080 MIN
RELEASE TRAVEL — — — — — .015 MIN

ELECTRICAL DATA

CONTACT ARRANGEMENT
S P D T

L215

15.1A 1/2HP 125, 250 OR 277 VAC
1/2A 125 VDC
1/4A 250 VDC; 5A 125 VAC "L"

SCALE — DO NOT SCALE PRINT

UNLESS OTHERWISE SPECIFIED TOLERANCES ARE

ONE PLACE (.0) ±.030
TWO PLACE (.00) ±.015
THREE PLACE (.000) ±.005
ANGLES ±

WEIGHT



RASTER

DRAWN

S D F 4 APR 89 CHECK J A P