

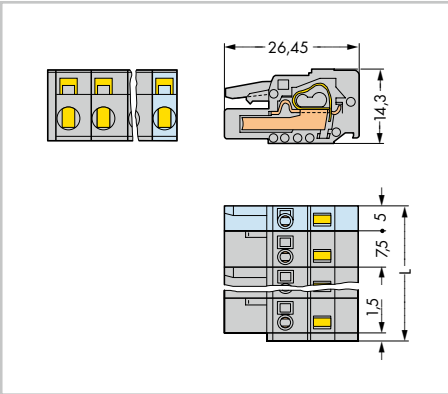
Female Connectors MCS MIDI Classic

CAGE CLAMP®

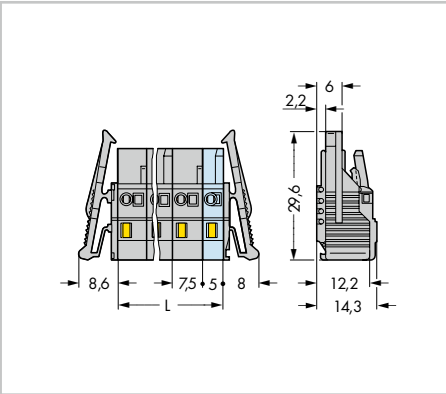
6

429

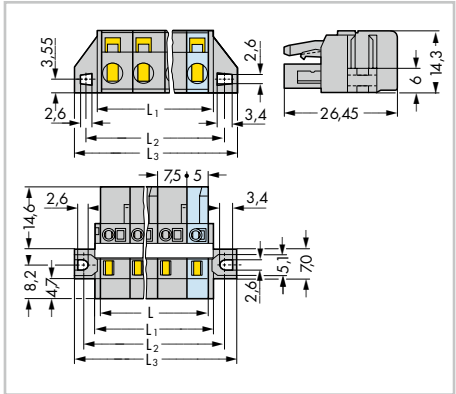
Pin spacing: 7.5 mm / 0.295 in.		With locking levers Pin spacing: 7.5 mm / 0.295 in.		With fixing flanges, for racks and through-panel mounting Pin spacing: 7.5 mm / 0.295 in.	
0.08 ... 2.5 mm ²	28 ... 12 AWG	0.08 ... 2.5 mm ²	28 ... 12 AWG	0.08 ... 2.5 mm ²	28 ... 12 AWG
630 V/6 kV/2 16 A	300 V/15 A	630 V/6 kV/2 16 A	300 V/15 A	630 V/6 kV/2 16 A	300 V/15 A



$$L = (\text{pole no.} - 1) \times \text{pin spacing} + 5 \text{ mm} + 1.5 \text{ mm}$$



$$L = (\text{pole no.} - 1) \times \text{pin spacing} + 5 \text{ mm}$$



$$L = (\text{pole no.} - 1) \times \text{pin spacing} + 5 \text{ mm}$$

$$L_1 = L + 3 \text{ mm}$$

$$L_2 = L + 8.8 \text{ mm}$$

$$L_3 = L + 14.8 \text{ mm}$$

Pole No.	Item No.	Pack. Unit	Pole No.	Item No.	Pack. Unit	Pole No.	Item No.	Pack. Unit
Female connector, gray			Female connector with locking levers, gray			Female connector with fixing flanges, for racks and through-panel mounting, with reinforcing strips, gray		
2	231-202/026-000	100	2	231-202/037-000	50	2	231-202/031-000	50
3	231-203/026-000	100	3	231-203/037-000	50	3	231-203/031-000	50
4	231-204/026-000	50	4	231-204/037-000	50	4	231-204/031-000	50
5	231-205/026-000	50	5	231-205/037-000	50	5	231-205/031-000	50
6	231-206/026-000	50	6	231-206/037-000	25	6	231-206/027-000	25
7	231-207/026-000	50	7	231-207/037-000	25	7	231-207/027-000	25
8	231-208/026-000	25	8	231-208/037-000	25	8	231-208/027-000	25
9	231-209/026-000	25	9	231-209/037-000	25	9	231-209/027-000	25
10	231-210/026-000	25	10	231-210/037-000	25	10	231-210/027-000	25
11	231-211/026-000	25	11	231-211/037-000	10	11	231-211/027-000	10
12	231-212/026-000	25	12	231-212/037-000	10	12	231-212/027-000	10
13	231-213/026-000	10	13	231-213/037-000	10	13	231-213/027-000	10
16	231-216/026-000	10	16	231-216/037-000	10	16	231-216/027-000	10
2-to 3-pole female connectors – one latch only						Item no. for 2- to 5-pole female connectors are identical to item nos. for Panel Mounting.		
						For cutout dimensions, see page 488, Table 1.		

For other lengths, please contact factory.

