

Item description

Black coding A (L N)

Note:

All connectors for mounted installations (snap-in versions for lighting fixtures or devices, all types of PCB and distribution connectors) are factory-equipped with locking levers to ensure plugs and sockets are securely locked. Additional locking levers are only required for flying leads (plug /socket).

Data

Electrical data

Ratings per IEC/EN 60664-1

| | |
|---------------------------------|---|
| Rated voltage (III / 3) | 250 V |
| Rated impulse voltage (III / 3) | 4 kV |
| Rated current | 25 A |
| Legend (ratings) | (III / 3) ≙ Overvoltage category III / Pollution degree 3 |



Connection data

| | |
|---|------------------------------------|
| Connection technology | Push-in CAGE CLAMP® |
| Actuation type | Operating tool Push-in |
| Nominal cross section | 4 mm² |
| Solid conductor | 0.5 ... 4 mm² / 20 ... 12 AWG |
| Solid conductor, push-in termination | 1.5 ... 4 mm² / 16 ... 12 AWG |
| Stranded conductor | 0.5 ... 2.5 mm² / 20 ... 14 AWG |
| Fine-stranded conductor | 0.5 ... 4 mm² / 20 ... 12 AWG |
| Fine-stranded conductor with ferrule with plastic collar | 0.25 ... 1.5 mm² / 20 ... 16 AWG |
| Fine-stranded conductor with ferrule without plastic collar | 0.25 ... 2.5 mm² / 20 ... 14 AWG |
| Fine-stranded conductor with ferrule, push-in termination, from | 1.5 mm² / 16 AWG |
| Strip length | 9 mm / 0.35 Inch |
| Note (strip length) | see also packaging or instructions |
| No. of poles | 3 |
| Total number of connection points | 6 |
| Total number of potentials | 3 |
| Ground function | with preceding GND contact |
| Conductor entry direction to mating direction | 0° |

Geometrical Data

| | |
|-------------|----------------------|
| Pin spacing | 10 mm (0.394 inch) |
| Width | 30 mm / 1.181 inch |
| Height | 12.9 mm / 0.508 inch |
| Depth | 37.5 mm / 1.476 inch |

Mechanical data

| | |
|---|---|
| Coding | A |
| Mating force of a plug-in connection | approx. 20 ... 70 N (depending on pole number) |
| Retention force of a plug-in connection | when locked: > 80N |
| Unmating force of a plug-in connection | when unlocked: approx. 20 ... 70 N (depending on pole number) |
| Marking | L N |
| Degree of protection | IP20 |
| Potential marking | L N |

Plug connection

| | |
|------------------------------------|---------------------|
| Contact type (pluggable connector) | Male connector/plug |
| Connector connection type | for conductors |
| Mismating protection | Yes |

| | |
|-------------------------------|---------------|
| Locking of plug-in connection | locking lever |
| Locking lever | no |

Material Data

| | |
|-----------------------------|---|
| Color | black |
| Insulating material | Polyamide 66 (PA 66) |
| Flammability class per UL94 | V0 |
| Clamping spring material | Chrome nickel spring steel (CrNi) |
| Contact material | Copper or copper alloy, surface-treated |
| Fire load | 0.194 MJ |
| Weight | 9.896 g |

Environmental Requirements



| | |
|---|---------------|
| Surrounding air (operating) temperature | -35 ... 85 °C |
|---|---------------|

Commercial data


| | |
|-------------------|---------------|
| Country of origin | DE |
| GTIN | 4044918254137 |
| Product Group | 20 (WINSTA) |

Approvals / Certificates

Country specific Approvals

| Logo | Approval | Certificate name |
|--|--|------------------|
|  | CCA DEKRA Certification B.V. | 2173495.02 |
| | CCA DEKRA Certification B.V. | NL-32105 |
|  | VDE VDE Prüf- und Zertifizierungsinstitut | 40002889 |

Ship Approvals


| Logo | Approval | Certificate name |
|--|--|------------------|
|  | ABS American Bureau of Shipping | 14-HG1241528-PDA |
| | DNV GL Det Norske Veritas, Germanischer Lloyd | TAE00001Z6 |



LR
Lloyds Register








02/20050 (E6)

UL-Approvals

| Logo | Approval | Certificate name |
|--|---|------------------|
|  | cURus Underwriters Laboratories Inc. | E45171 Sec. 9 |

Compatible products

Strain relief plate

| | | |
|--|---|--|
|  | Item no.: 770-503 Strain relief housing; 3-pole; for 2 cables; 8.0 ... 11.5 mm; 55 mm | www.wago.com/770-503 |
| | Item no.: 770-503/021-000 Strain relief housing; 3-pole; for 1 cable; 9.0 ... 13.0 mm; 71 mm | www.wago.com/770-503/021-000 |
|  | Item no.: 770-503/023-000 Strain relief housing; 3-pole; for 2 cables; 4.5 ... 8.0 mm; 55 mm | www.wago.com/770-503/023-000 |
|  | Item no.: 770-503/032-000 Strain relief housing; 3-pole; with locking clip; for 2 cables; 8.0 ... 11.5 mm; 55 mm | www.wago.com/770-503/032-000 |
|  | Item no.: 770-503/035-000 Strain relief housing; 3-pole; with locking clip; for 1 cable; 7.0 ... 11.5 mm; 48 mm | www.wago.com/770-503/035-000 |
|  | Item no.: 770-503/038-000 Strain relief housing; 3-pole; with locking clip; for 1 cable; 7.0 ... 11.5 mm; 48 mm | www.wago.com/770-503/038-000 |
|  | Item no.: 770-513 Strain relief housing; 3-pole; for 1 cable; 8.0 ... 11.5 mm; 55 mm | www.wago.com/770-513 |
| | Item no.: 770-513/021-000 Strain relief housing; 3-pole; for 1 cable; 9.0 ... 13.0 mm; 71 mm | www.wago.com/770-513/021-000 |
|  | Item no.: 770-513/023-000 Strain relief housing; 3-pole; for 2 cables; 4.5 ... 8.0 mm; 55 mm | www.wago.com/770-513/023-000 |



Item no.: 770-513/032-000
Strain relief housing; 3-pole; for 2 cables; 8.0 ... 11.5 mm; 55 mm

www.wago.com/770-513/032-000



Item no.: 770-513/035-000
Strain relief housing; 3-pole; with locking clip; for 1 cable; 7.0 ... 11.5 mm; 48 mm

www.wago.com/770-513/035-000



Item no.: 770-513/038-000
Strain relief housing; 3-pole; with locking clip; for 1 cable; 7.0 ... 11.5 mm; 48 mm

www.wago.com/770-513/038-000

protection



Item no.: 770-360
Lockout cap; for plugs; 5-pole; separable

www.wago.com/770-360

tools



Item no.: 210-720
Operating tool with partially insulated shaft; Type 2, blade (3.5 x 0.5) mm

www.wago.com/210-720



Item no.: 770-383
Operating tool; 3-way

www.wago.com/770-383

Marking accessories



Item no.: 770-450
Marker card; for manual marking

www.wago.com/770-450



Item no.: 770-450/000-001
Marker card; for manual marking

www.wago.com/770-450/000-001



Item no.: 770-450/000-002
Marker card; for manual marking

www.wago.com/770-450/000-002



Item no.: 770-450/000-005
Marker card; for manual marking

www.wago.com/770-450/000-005



Item no.: 770-450/000-006
Marker card; for manual marking

www.wago.com/770-450/000-006



Item no.: 770-450/000-012
Marker card; for manual marking

www.wago.com/770-450/000-012

Coding



Item no.: 770-401
Coding pin; for plugs

www.wago.com/770-401

Locking lever

Item no.: 770-101

Locking lever; manually operated; for "flying leads"

www.wago.com/770-101**Item no.: 770-111**

Locking lever; tool operated; for "flying leads"

www.wago.com/770-111**Item no.: 770-121**

Locking lever; manually operated; for "flying leads"

www.wago.com/770-121**Item no.: 770-131**

Locking lever; tool operated; for "flying leads"

www.wago.com/770-131**shield connection****Item no.: 770-523**

Shield connecting plate; for 3-pole plugs and sockets

www.wago.com/770-523**Downloads****Documentation****Bid Text**

770-213

Feb 1, 2016

DOC
24.1 kB

Download

WINSTA MIDI 3-polig

smartDATA**CAD data**

3D Download 770-213

URL

Download

Subject to changes.

WAGO Kontakttechnik GmbH & Co. KG

Hansastr. 27

32423 Minden

Phone: +49571 887-0 | Fax: +49571 887-169

Email: info.de@wago.com | Web: www.wago.com

Do you have any questions about our products?

We are always happy to take your call at +91-120-4388700.