



PCB terminal block; 4 mm²; Pin spacing 5 mm; 6-pole; Push-in CAGE CLAMP®

Item No.: 2624-3106



PCB terminal block; 4 mm²; Pin spacing 5 mm; 6-pole; Push-in CAGE CLAMP®

Marking

RoHS ✓
Compliant

Business data

Supplier	WAGO
Item no.	2624-3106
GTIN / EAN	4055143578783
Content	1
Order amount	80
Customer item number	

Notes

Item description: PCB terminal blocks with Push-in CAGE CLAMP® connection. Push-in termination of solid and ferruled conductors. Ideal for panel feedthrough applications via operation parallel to conductor entry. Testing can be performed both parallel and perpendicular to conductor entry.

Technical data

Miscellaneous


Available upon request (depending on quantity required):	Other pole numbers
Packaging type	BOX
Ratings per	IEC/EN 60664-1

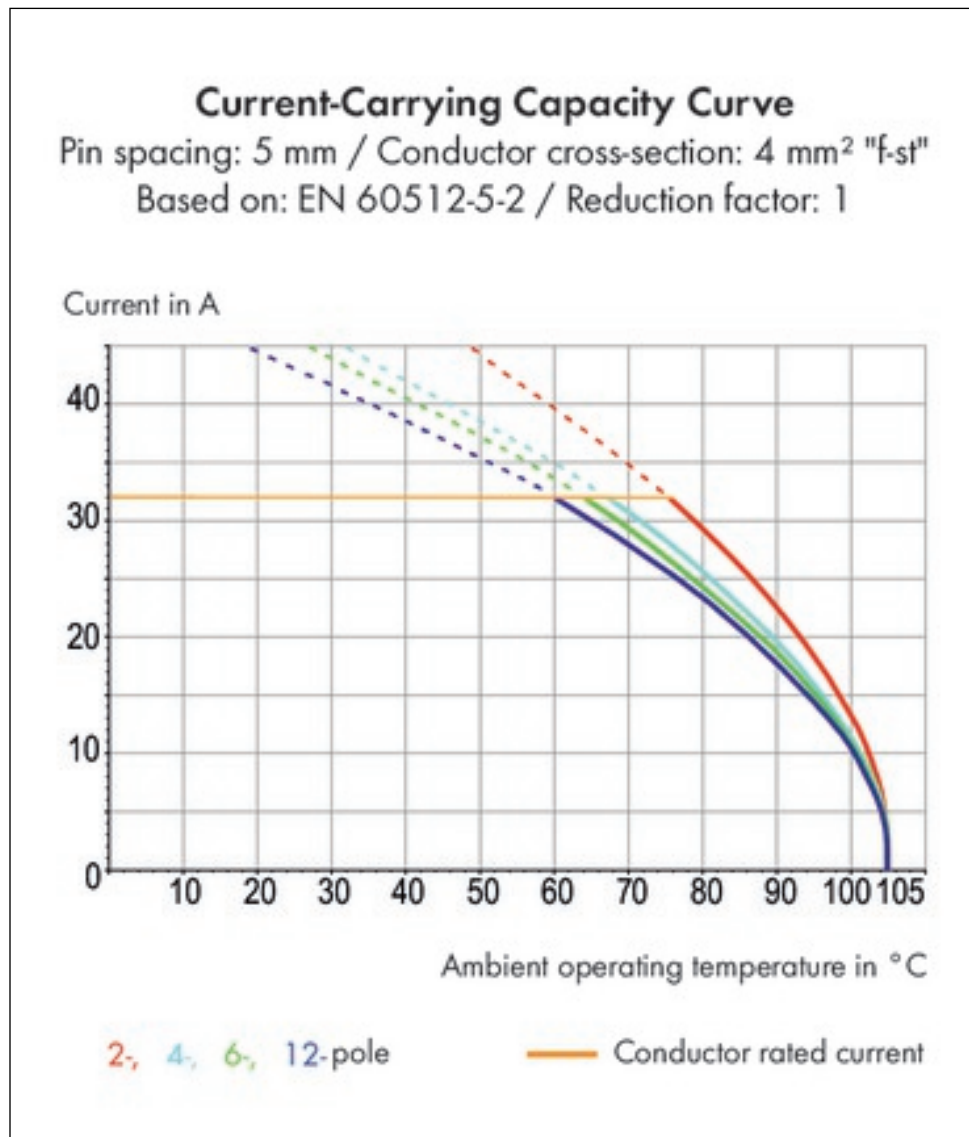
Technical data	
Rated voltage (III / 3) [V]	320 [V]
Rated impulse voltage (III / 3) [kV]	4 [kV]
Rated voltage (III/2) [V]	400 [V]
Rated impulse voltage (III / 2) [kV]	4 [kV]
Rated voltage (II / 2) [V]	630 [V]
Rated impulse voltage (II / 2) [kV]	4 [kV]
Rated current [A]	32 [A]
Legend (ratings)	(III / 2) Overvoltage category III / Pollution degree 2
No. of poles	6
Total number of connection points	6
Total number of potentials	6
Number of connection types	1
Number of levels	1
Connection technology	Push-in CAGE CLAMP®
Actuation type	Operating tool
Solid conductor	0.2 ... 6 mm ² / 24 ... 10 AWG
Fine-stranded conductor	0.2 ... 6 mm ² / 24 ... 10 AWG
Fine-stranded conductor with ferrule with plastic collar	0.25 ... 2.5 mm ²
Fine-stranded conductor with ferrule without plastic collar	0.25 ... 2.5 mm ² / ...
Strip length	10 ... 12 mm / 0.39 ... 0.47 Inch
Conductor entry angle to the PCB [°]	90 [°]
Pin spacing	5 mm (0.197 in)
Width	31.5 mm / 1.24 Inch
Height	20.3 mm / 0.799 Inch
Height from the surface	16.3 mm / 0.642 Inch
Depth	15.4 mm / 0.606 Inch
Solder pin length [mm]	4 [mm]
Solder pin dimensions	0.8 x 1 mm
Drilled hole diameter (tolerance) [mm]	1.3(+ 0.1) [mm]
Type of mounting	Feed-through mounting
PCB contact	THT
Solder pin arrangement	over the entire terminal strip, in line
Number of solder pins per potential	2
Color	gray

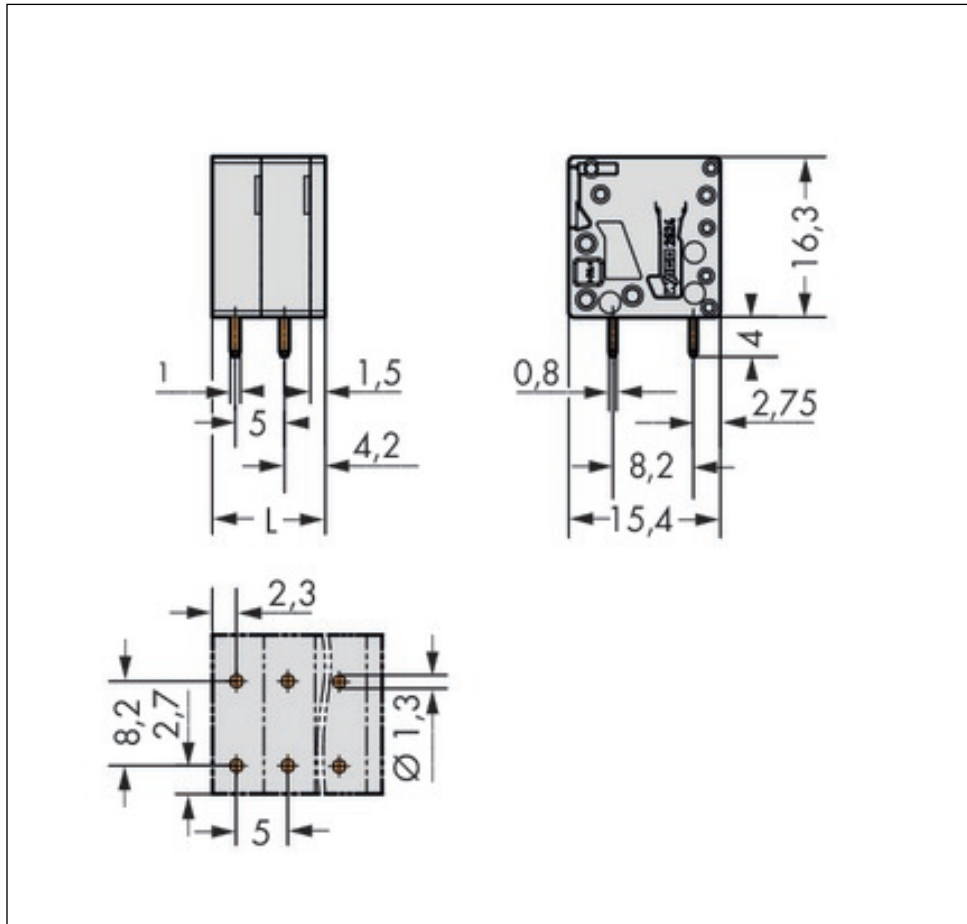
Technical data	
Material group	I
Insulating material	Polyamide 66 (PA 66)
Flammability class per UL94	V0
Clamping spring material	Chrome nickel spring steel (CrNi)
Contact material	Electrolytic copper (Ecu)
Contact plating	tin-plated
Fire load [MJ]	0.128 [MJ]
Weight [g]	9.83 [g]
Limit temperature range	-60 ... 105 °C
Pin spacing from [mm]	5 [mm]
Main product function	PCB terminal block
Product type	PCB terminal blocks

Images & drawings









Address

WAGO Kontakttechnik GmbH & Co. KG

Hansastr. 27

32423 Minden

Telefon: 0571/887-0

Fax: 0571/887-169

<http://www.wago.com>

© WAGO Kontakttechnik GmbH & Co. KG

Technische Änderungen und Irrtümer vorbehalten.