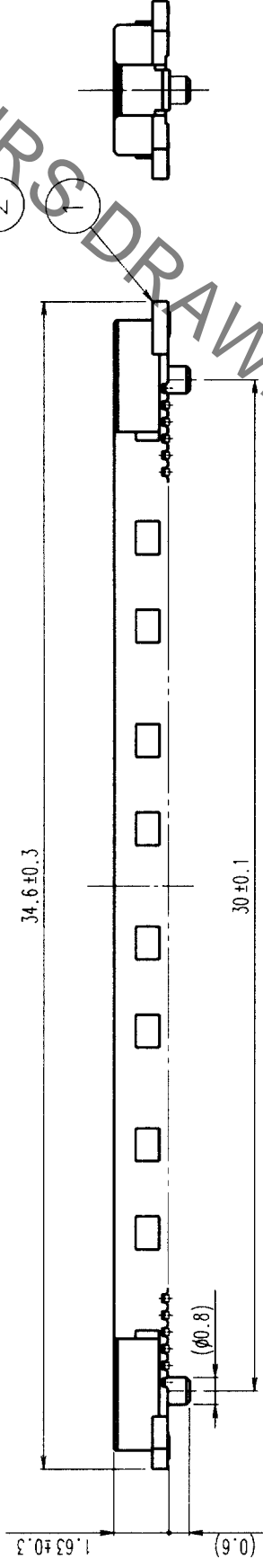
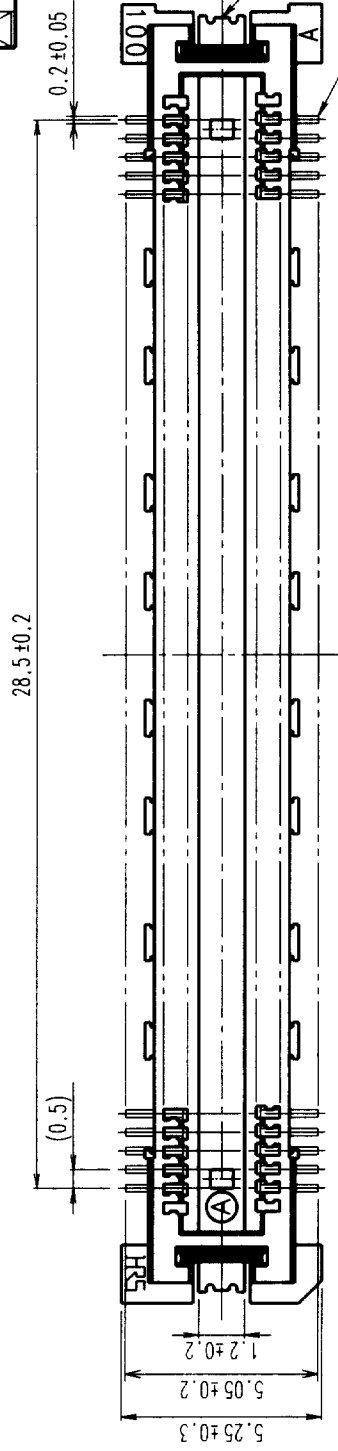
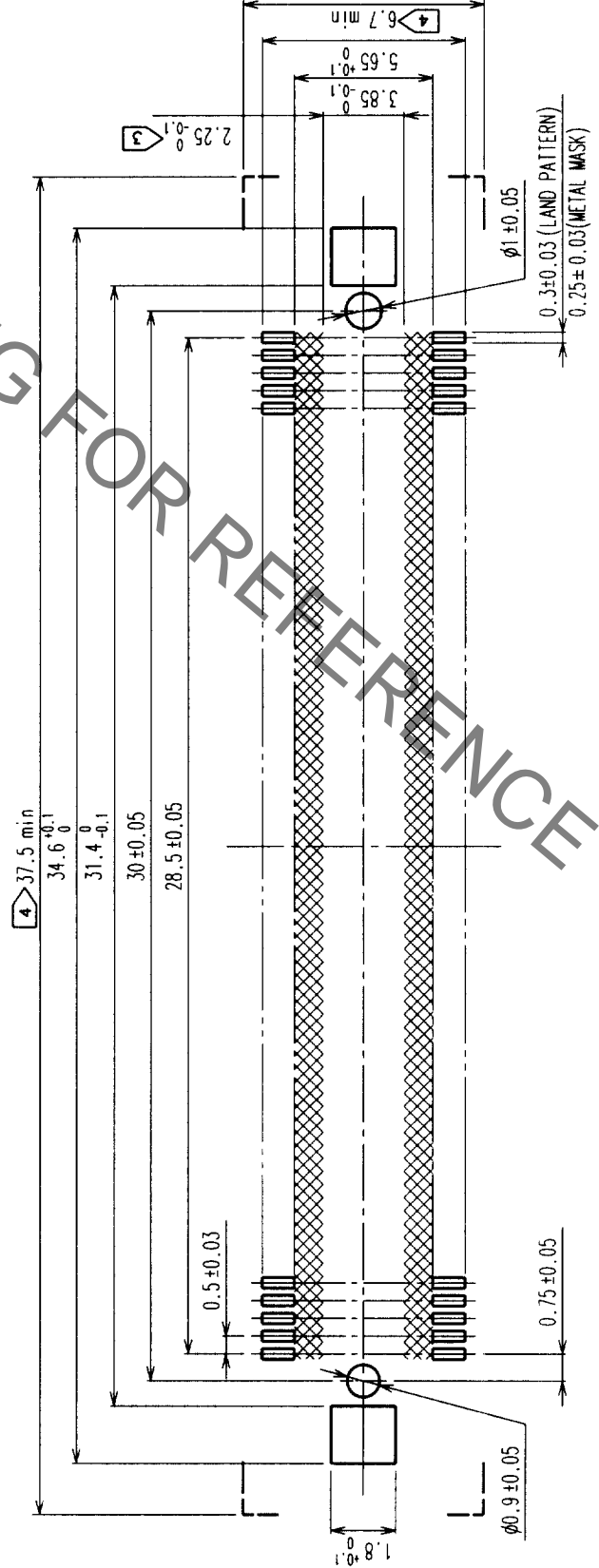


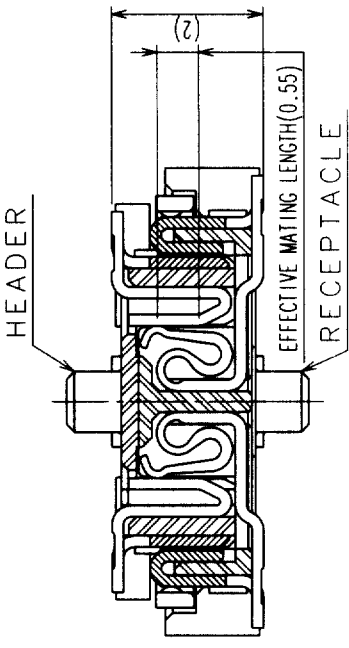
COUNT	DESCRIPTION OF REVISIONS	BY	CHKD	DATE	COUNT	DESCRIPTION OF REVISIONS	BY	CHKD	DATE
△				. .	△				. .
△				. .	△				. .
△				. .	△				. .



RECOMMENDED LAND PATTERN DIMENSION OF PCB



SIGNAL PORTION CROSS SECTION (10:1)



- NOTES
- 1 SMT LEAD-COPLANARITY:0.1 MAX.
  - 2 THIS PRODUCT HAS NO POLARITY TO PATTERN FOR MOUNTING.
  - 3 MAKE SURE WIDTH OF PATTERN IS WITHIN THAT OF LAND ,OR LEAD MAY TOUCH PATTERN. (THIS APPLIES TO HATCHED AREA.)
  - 4 DO NOT MOUNT OTHER DEVICES ONTO [ ] AREA ,OR MATING PAIR CANNOT BE MATED.
  - 5 TO BE EMBOSSED CARRIER TAPED AS SPECIFIED IN SHEET 2.

TO
PCK

2	COPPER ALLOY	CONTACT AREA:GOLD (0.1μm) OVER NICKEL
1	LCP	LEAD:GOLD FLASH OVER NICKEL
NO.	MATERIAL	BEIGE UL94V-0
3	PHOSPHOR BRONZE	TIN PLATED
FINISH, REMARKS	FINISH, REMARKS	FINISH, REMARKS
CODE NO. (OLD)	CL	CODE NO.
DRAWN	DESIGNED	CHECKED
APPROVED	APPROVED	RELEASED
DRAWING NO.	EDC3-152102-01	PART NO.
SCALE	5 : 1	FX111LA-116P-SV (21)
UNITS	mm	CODE NO.
		CL573-0044-7-21

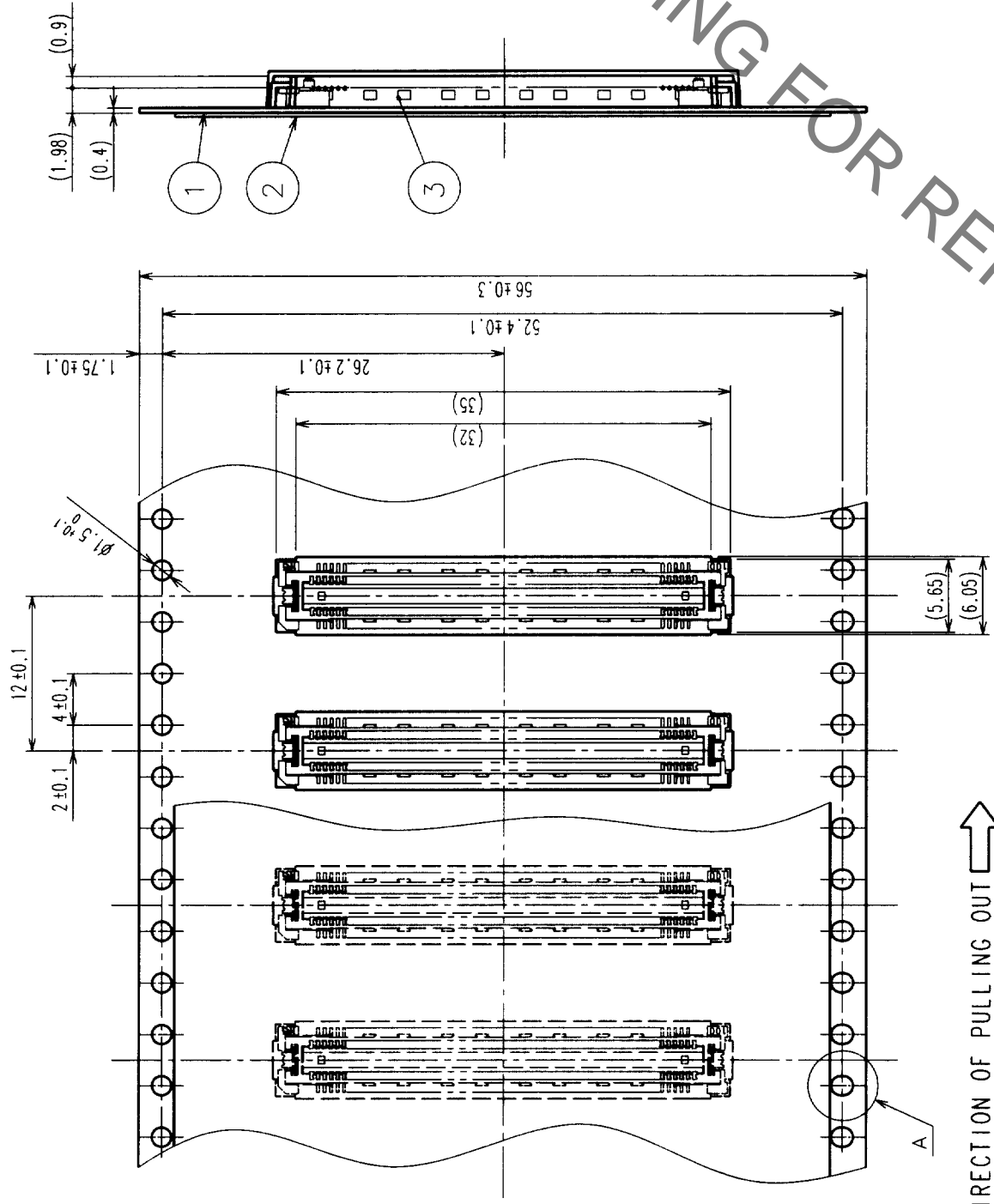
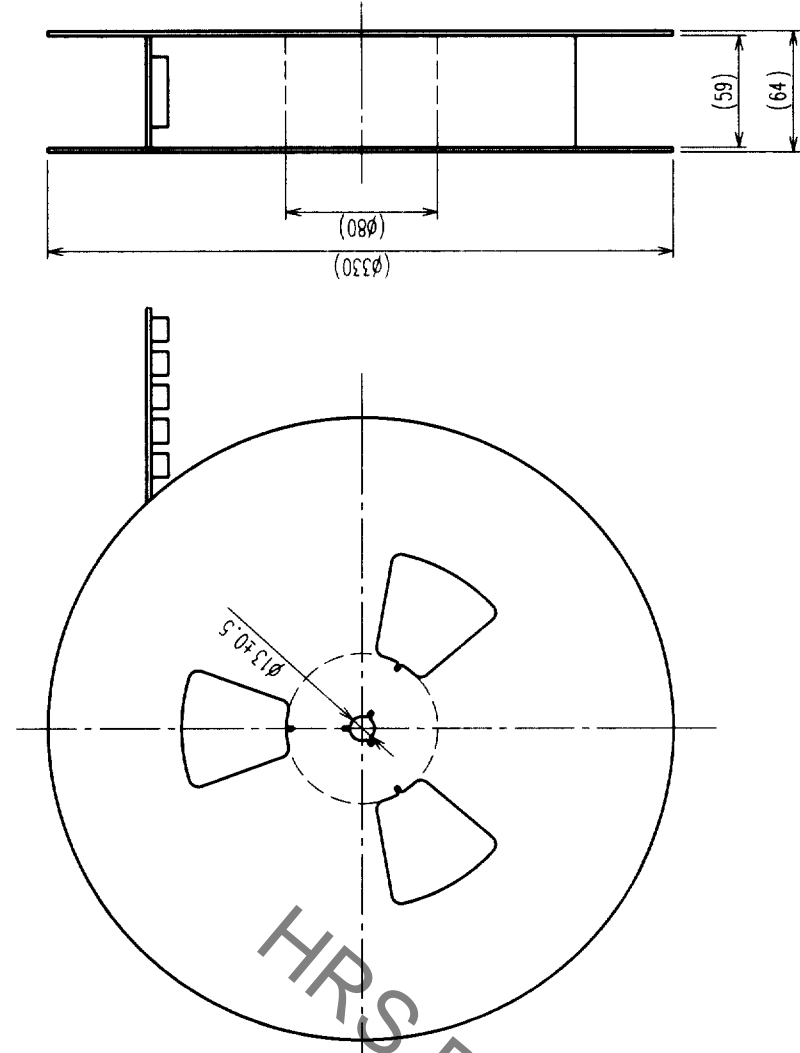


HIROSE ELECTRIC CO.,LTD.

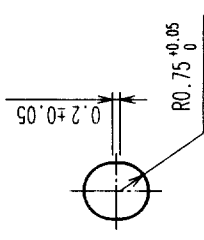
FORM NO.229

COUNT	DESCRIPTION OF REVISIONS	BY	CHKD	DATE	COUNT	DESCRIPTION OF REVISIONS	BY	CHKD	DATE
△					△				
△					△				
△					△				

REELED DIMENSION (Free)



A (5 : 1)



- NOTES 1 1 REEL : 1000 CONNECTORS.
- 2 MINIMUM 10 COMPARTMENTS FROM BOTH REEL ENDS REMAIN EMPTY.
- 3 THIS PRODUCT HAS NO POLARITY TO TAPE AND REEL PACKAGING.

2	PET	TOP COVER TAPE	3	(CONNECTOR)			
1	PS	EMBOSSED CARRIER TAPE					
NO.	MATERIAL	FINISH, REMARKS	NO.	MATERIAL	FINISH, REMARKS		
CODE NO. (OLD) CL		DRAWN		DESIGNED	CHECKED	APPROVED	
DRAWING FOR PACKING		Mitsubishi		Mitsubishi	Mitsubishi	Mitsubishi	
DRAWING NO. EDC3-152102-01		PART NO. FX11LA-116P-SV(21)					
SCALE 2 : 1		CODE NO. CL573-0044-7-21					
UNITS mm		HIROSE ELECTRIC CO., LTD					

TO	
PCK	