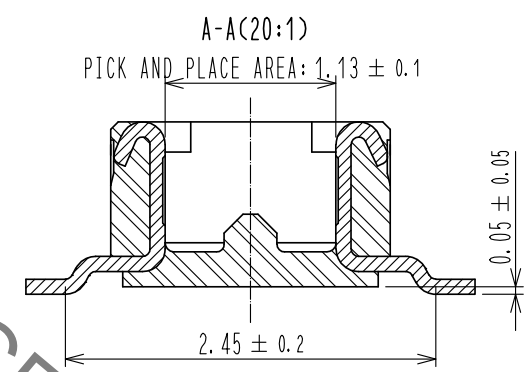
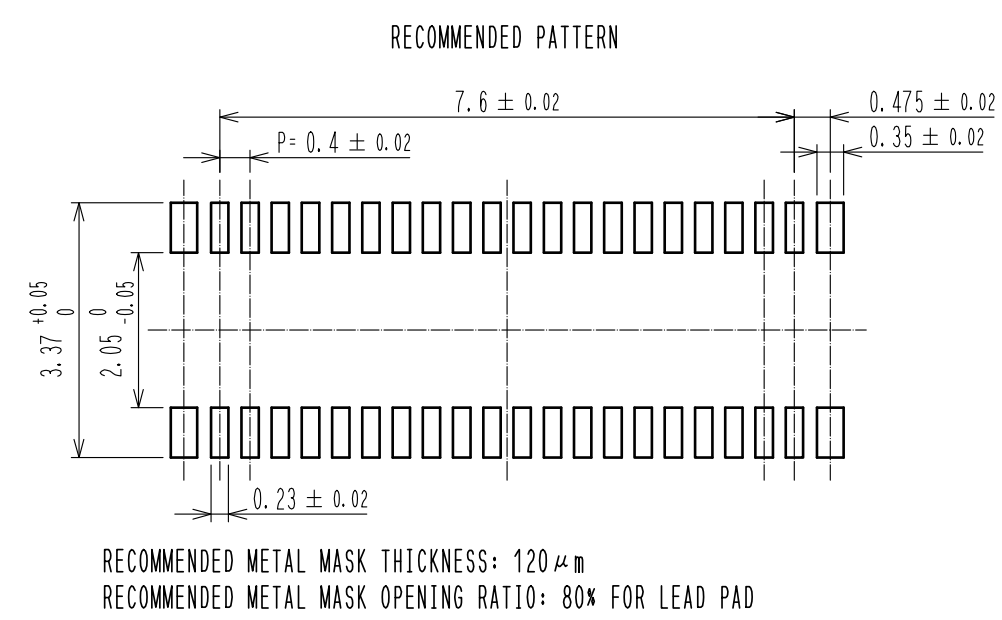
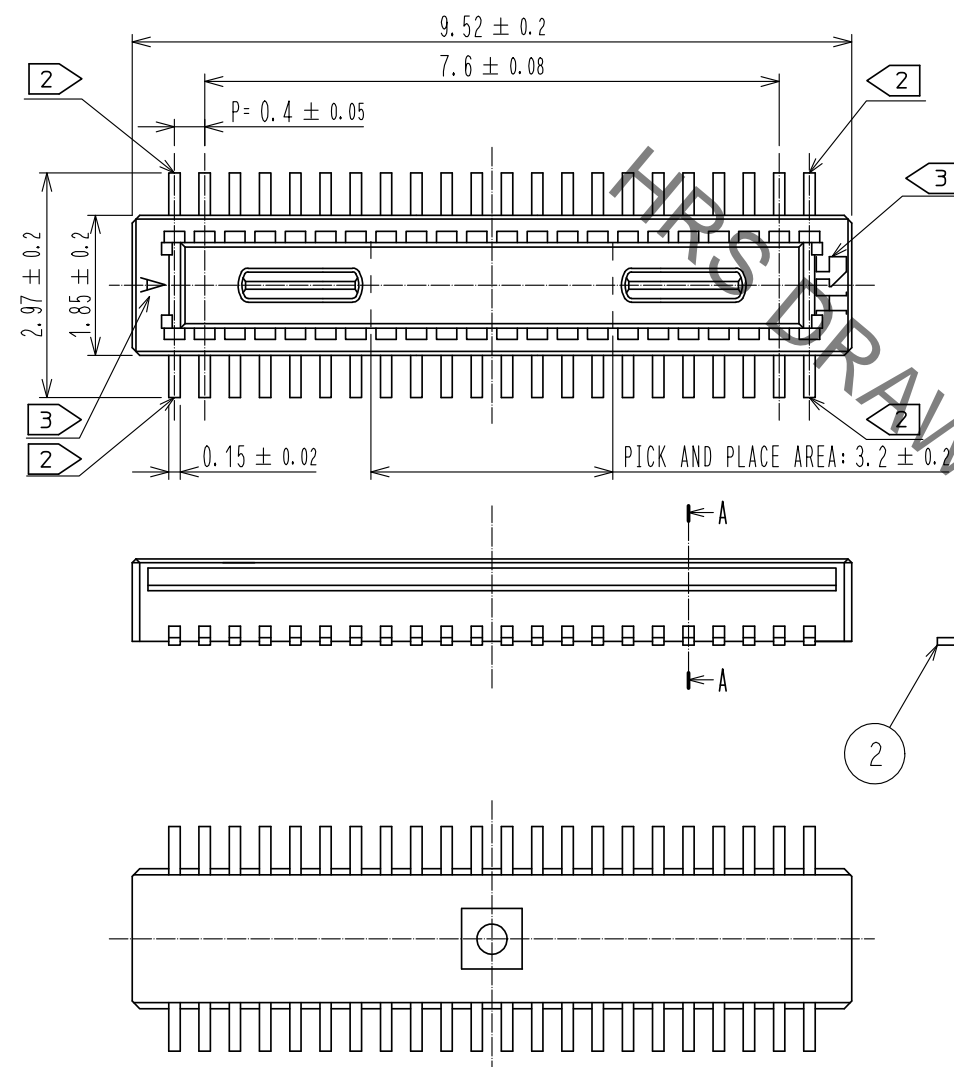


Jun.1.2020 Copyright 2020 HIROSE ELECTRIC CO., LTD. All Rights Reserved.
In case of consideration for using Automotive equipment / device which demand high reliability, kindly contact our sales window correspondents.



- NOTES) 1. ALL LEADS CO-PLANARITY SHALL BE 0.1mm MAX.
2. EACH ONE CONTACT AT 4 CORNERS SHALL BE REINFORCED METAL FITTINGS.
3. HRS MARK AND CAV NO. IS INDICATED IN APPROXI POSITION SHOWN.

2	PHOSPHOR BRONZE	CONTACT AREA: GOLD $0.05 \mu\text{m}$ MIN	6	PS	CLEAR, REINFORCEMENT COLLAR
		SMT LEAD: GOLD $0.05 \mu\text{m}$ MIN	5	PS	BLACK
		UNDERPLATING: NICKEL $1 \mu\text{m}$ MIN	4	POLYESTER	CLEAR, COVER TAPE
1	LCP	BLACK, UL94V-0	3	PS	CLEAR, EMBOSSED CARRIER TAPE
NO.	MATERIAL	FINISH , REMARKS	NO.	MATERIAL	FINISH , REMARKS
UNITS mm		SCALE 10 : 1	COUNT 	DESCRIPTION OF REVISIONS	
HIROSE ELECTRIC CO., LTD.		APPROVED : WR. FUKUCHI	20190902	DRAWING NO.	EDC-311345-58-01
		CHECED : TS. MIYAZAKI	20190902	PART NO.	DF40C-40DP-0.4V(58)
		DESIGNED : YK. SATAKE	20190902	CODE NO.	CL684-4013-7-58
		DRAWN : PAN YIWEI	20190902		1/2

Jun.1.2020 Copyright 2020 HIROSE ELECTRIC CO., LTD. All Rights Reserved.
In case of consideration for using Automotive equipment / device which demand high reliability, kindly contact our sales window correspondents.

