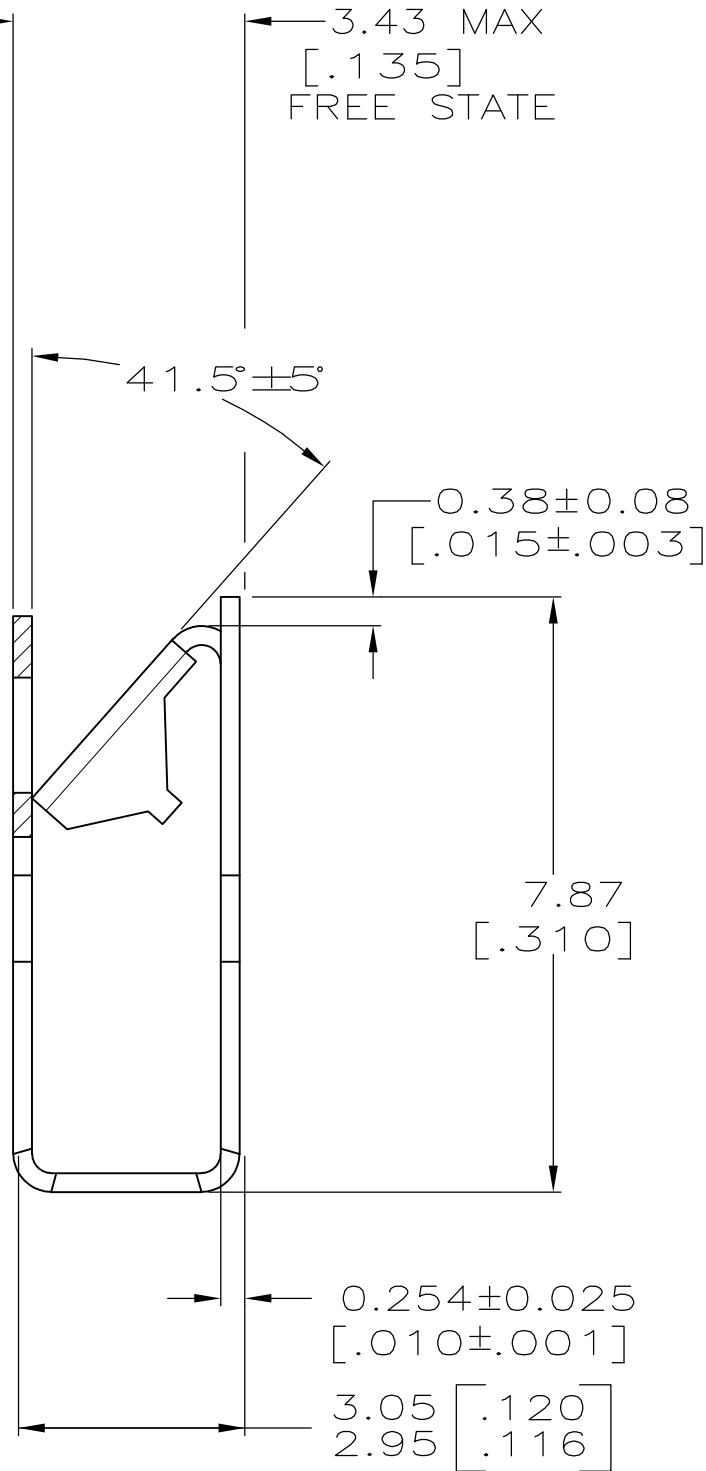
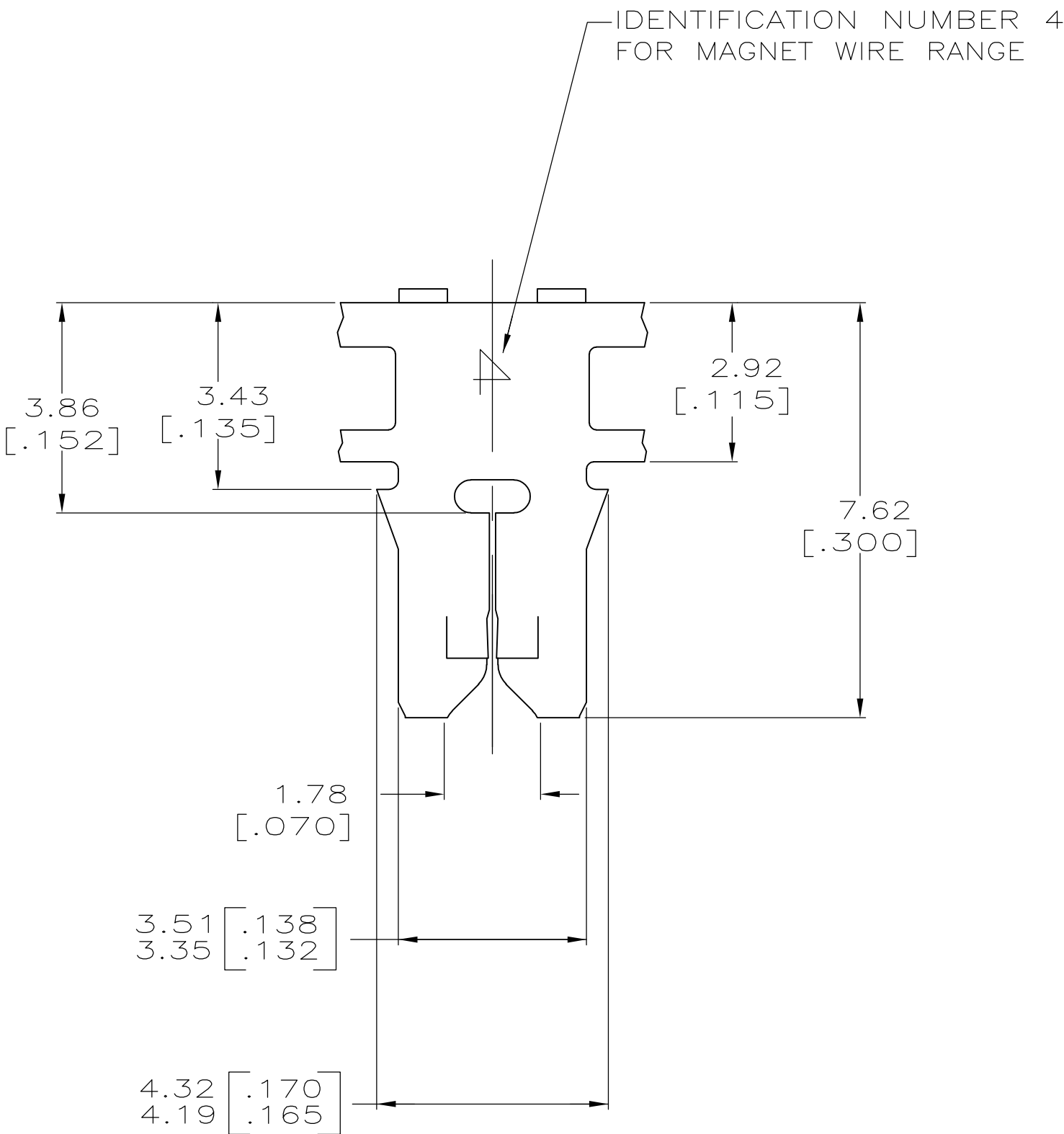
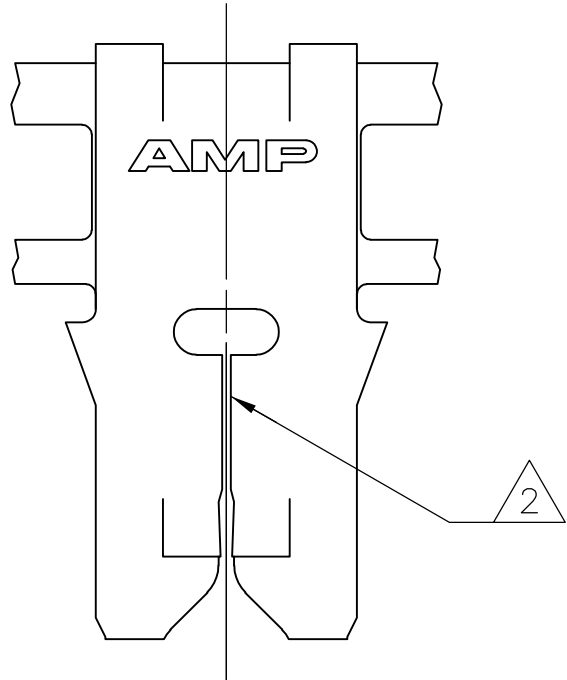
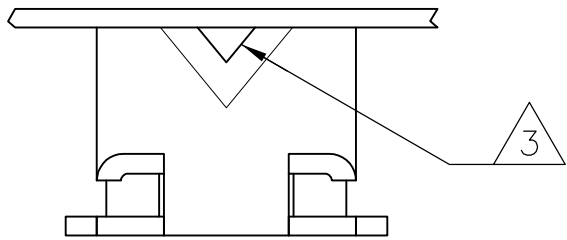


LOC	DIST	REVISIONS					
		P	LTR	DESCRIPTION	DATE	DWN	APVD
AF	50						
			Z4	ECR-14-010091	04JUL14	PKS	RRP

1 CONTINUOUS STRIP ON REELS WITH TERMINALS  
LOCATED ON 5.59±0.08 [.220±.003] CENTERS.

- 2
- SLOT ACCEPTS 0.18–0.23mm [#33–#31] AWG COPPER  
MAGNET WIRE. 2 WIRES OF THE SAME SIZE PER SLOT.
- 3
- POKE-IN ACCEPTS A 0.50–0.90mm<sup>2</sup> [#20–#18]  
AWG SOLID OR FUSED STRANDED LEAD WIRE.
- 4
- SPECIAL REEL QUANTITY – SPAIN PRODUCTION ONLY.
- 5
- RESTRICTED FOR BSH–GERMANY



PAPER SPLICE	WITH PAPER	TIN PLATE	BRASS	5	62431-7
PAPER SPLICE	WITH PAPER	TIN PLATE	BRASS		62431-6
WELD SPLICE	WITH PAPER	TIN PLATE	BRASS	4	62431-5
		—	—		—
		—	—		—
WELD SPLICE	PLASTIC REEL W/ PAPER	UNPLATED	BRASS		62431-2
WELD SPLICE	WITH PAPER	TIN PLATE	BRASS		62431-1
SPLICE	REELING	FINISH	MATERIAL		PART NO

THIS DRAWING IS A CONTROLLED DOCUMENT.

DIMENSIONS:  
INCHES

MATERIAL

SEE TABLE

TOLERANCES UNLESS  
OTHERWISE SPECIFIED:

0 PLC	±	—
1 PLC	±	—
2 PLC	±	0.25 [.010]
3 PLC	±	—
4 PLC	±	—
ANGLES	±	—

FINISH

SEE TABLE

DWN 23/JUN/94  
R.R. BUCHHEISTER JR.

CHK 24/JUN/94  
MICHAEL S. FEHER

APVD 27/JUN/94  
NELSON E. NEFF

PRODUCT SPEC  
108-2012

APPLICATION SPEC  
114-2046

WEIGHT  
—

CUSTOMER DRAWING

NAME

TE Connectivity

TERMINAL, POKE-IN,  
300 SERIES MAG-MATE™

SIZE  
A2

CAGE CODE  
00779

DRAWING NO  
C=62431

RESTRICTED TO  
—

SCALE  
10:1

SHEET  
1 of 1

REV  
Z4