


SYCAMORE Contact



Surface Mount PCB Sockets

Single PCB connections



HARWIN

There are many electronics devices and modules that are replaceable – by soldering these products directly to the PCB, the life of the board is limited. By using a PCB socket for the board connections, the product becomes fully repairable. In some cases, a device may be too temperature sensitive – the use of a PCB socket can eliminate the soldering temperature exposure. SMT PCB Sockets are ideal for odd-form components, which do not fit in a regularly-spaced socket strip. As individual connections, they can also provide connectivity when just one signal or power connection is required.

Surface Mount PCB Sockets

High-Reliability connections



HARWIN

Previous designs of SMT contacts have only included 2 points of contact to the mating pin, making them potentially vulnerable to vibration. The SYCAMORE Contact patent-pending design incorporates 3 points of contact for improved continuous signal integrity.

Sockets are also manufactured from Beryllium Copper for increased temperature range and increased durability (number of mating cycles), and gold-plated for improved wear resistance.


Surface Mount PCB Sockets

Flexibility of design options

Bottom
Entry



Top
Entry




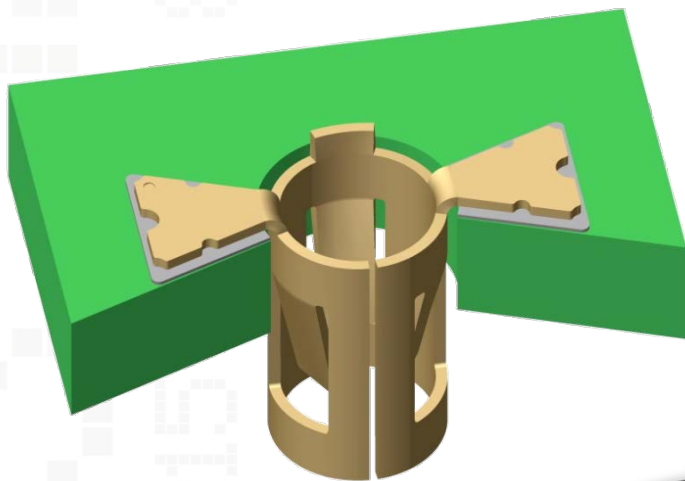
HARWIN

The SYCAMORE Contact is available in 4 designs – two entry types, two mating pin sizes:

- [S9111-45R](#) – Top entry design, suitable for Ø1.50 to Ø1.90mm mating pins.
- [S9121-45R](#) – Bottom entry design, suitable for Ø1.50 to Ø1.90mm mating pins.
- [S9131-45R](#) – Top entry design, suitable for Ø0.80 to Ø1.30mm mating pins.
- [S9141-45R](#) – Bottom entry design, suitable for Ø0.80 to Ø1.30mm mating pins.

Surface Mount PCB Sockets

Ready for auto-placement




HARWIN

All SYCAMORE contacts are available in Tape and Reel packaging options, ready to facilitate automated assembly processes to the PCB. The SMT placement feet provide the pickup areas on either side of the product. Pack size is 1400 contacts per reel,

Surface Mount PCB Sockets

Mating pin variability **included**



HARWIN

Due to the open-ended style of the design, mating pins of over-long design can easily be accommodated, in either direction.

Surface Mount PCB Sockets

Electrical & Mechanical Specifications

Current Rating	6A max
Contact Resistance	15mΩ max
Durability (min. no. of mating cycles)	500

HARWIN

Component Specifications are given in more detail on individual connector [Technical Drawings](#).

Surface Mount PCB Sockets

Environmental Specifications

Temperature Range	-50°C to +125°C
Soldering Heat Resistance	260°C for 10 seconds

HARWIN

The use of the Beryllium Copper material gives the PCB sockets similar High-Reliability performance as the Gecko, Datamate and M300 products.

Surface Mount PCB Sockets

Markets



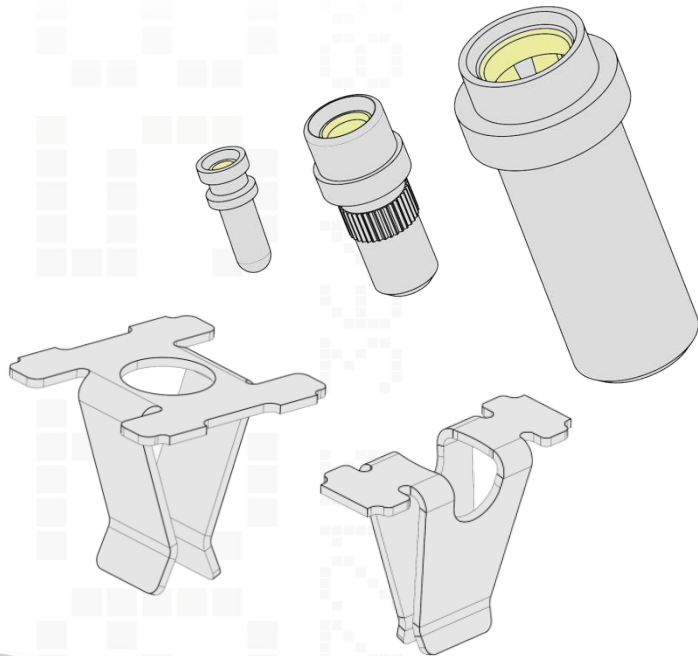
HARWIN

The requirement for single connections or high-reliability odd-form modules can appear in any application, and the SYCAMORE Contact range from Harwin has the variety required to meet these needs.

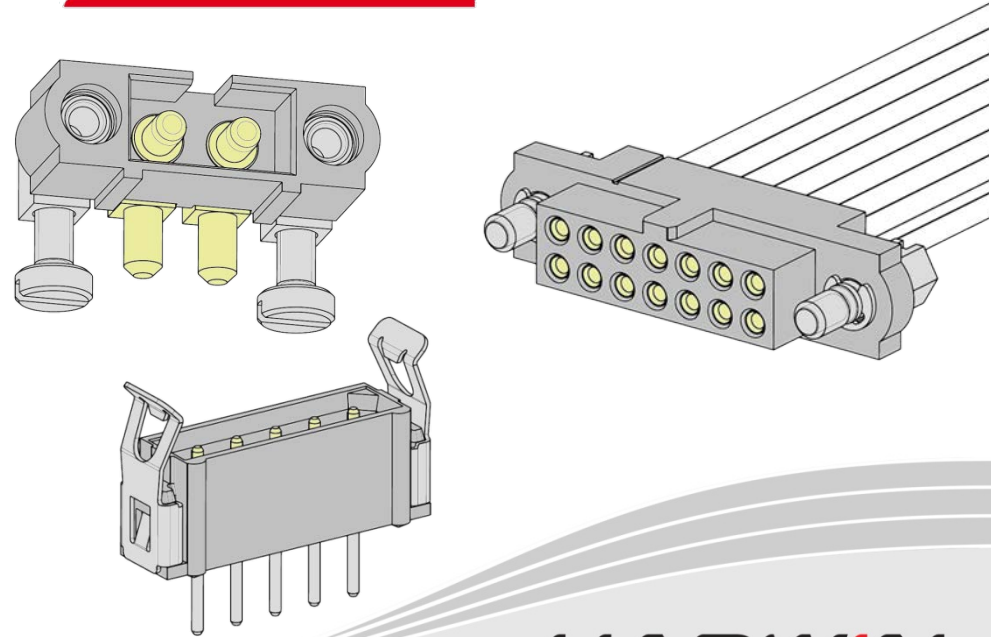
- Fire and Security
- Gas Detection
- Home Automation
- Modular Systems
- Handheld Equipment

If you like this product, try...

PCB Sockets



Datamate - 2.00mm Pitch



HARWIN

- Two-piece turned shell PCB sockets and other SMT sockets
- Accepts mating pin sizes Ø0.5 to 1.8mm
- Low-profile and open-ended options
- Single connection designs for odd-form components
- Stocked in depth across the Harwin distribution network

- 3A per signal, up to 40A per power contact
- Jackscrew or latching system for strain relief
- Resists Vibration to 10G and Shock to 100G
- Temperature range -55 deg C to +125 deg C
- PCB connectors in Throughboard or SMT, Cable options

Happy to Help

Contact our product support team

✦ **Live Help**



Get CAD models for FREE

✦ **Download here**



Request evaluation samples

✦ **Click here**



Contact our technical support team

✦ **Email us**

