



MotionGrade™ DIN M23/M40 Connectors and Servo Cable



We Are Amphenol

Global Interconnect Solution Supplier

For over 80 years Amphenol has enjoyed success as the interconnection technology provider of choice for industry leading companies around the world. Our organization works with leading manufacturers across a wide range of applications - including Energy Generation & Distribution, Transportation, Heavy Equipment, Factory Automation, Wireless Outdoor, Information Technology and Data Communications Equipment, Mobile Devices, Mobile Networks, Broadband Communication, Military and Commercial Aerospace, Industrial, Automotive and Chip Card Readers - enabling smarter, faster and better technologies to connect products to customer solutions.

Our engineers design innovative combinations of industry standard connectors and application specific shielding components to create assembly systems that set the standards for performance, reliability, and cost effectiveness. Our engineering, materials, and manufacturing organizations meet the high standards imposed by ISO 9001:2008 as well as many customer specific quality systems. Our performance has earned us ship to stock and world class performance awards from many major OEMs.

We are one of the largest interconnect solution suppliers in the world and supply a wide range of product solutions globally. The industrial market footprint of Amphenol covers more than 30 countries.



© 2015 Amphenol Sine Systems Corporation. Every effort has been made to ensure that the information contained in this document is accurate at the time of publication. Specifications or information stated in this document are subject to change without notice. www.amphenol-sine.com +1 800 394 7732

MotionGrade™ DIN M23/M40

Table of Contents

We Are Amphenol

Global Interconnect Solution Supplier	1
Standard products. Custom solutions.	5

Series Overview

Typical Applications	7
Product Overview	8
Insert Arrangements	10
M23 Elite Series Connector Configurations - Positions 12,16,17	12
M23 Elite Series Connector Configurations - Positions 6,8,9	14
M23 Standard Series Connector Configurations - Positions 12,16,17,19	16
M23 Standard Series Connector Configurations - Positions 6,8,9	18
M40 Connector Configurations - Positions 6, 8	20
M23 Checkmate™ Quick Locking Connectors Featuring Metrifi™ Strain Relief System	22
Bulk Cable Offerings	23
Elite Series Features & Benefits	30

Connector Solutions M23 Elite Series

Signal

12 POSITIONS 10A / 160V E type	Checkmate™ Quick Locking	33
12 POSITIONS 10A / 160V E type	Threaded	37
12 POSITIONS 10A / 160V P type	Checkmate™ Quick Locking	41
12 POSITIONS 10A / 160V P type	Threaded	45
16 POSITIONS 9A / 125V E type	Checkmate™ Quick Locking	49
16 POSITIONS 9A / 125V E type	Threaded	53
16 POSITIONS 9A / 125V P type	Checkmate™ Quick Locking	57
16 POSITIONS 9A / 125V P type	Threaded	61
17 POSITIONS 9A / 125V E type	Checkmate™ Quick Locking	65
17 POSITIONS 9A / 125V E type	Threaded	69
17 POSITIONS 9A / 125V P type	Checkmate™ Quick Locking	73
17 POSITIONS 9A / 125V P type	Threaded	77

Power

6 POSITIONS 28A / 630V	Checkmate™ Quick Locking	81
6 POSITIONS 28A / 630V	Threaded	87
8 (4+4) POSITIONS Power 30A/ 630V Signal 10A/ 250V	Checkmate™ Quick Locking	93
8 (4+4) POSITIONS Power 30A/ 630V Signal 10A/ 250V	Threaded	99
9 (4+5) POSITIONS Power 30A/ 630V Signal 10A/ 250V	Checkmate™ Quick Locking	105
9 (4+5) POSITIONS Power 30A/ 630V Signal 10A/ 250V	Threaded	111

M23 Hybrid Series

8 POSITIONS 18A PE/1A Signal/0.5A Quadrax / 850V PE & Signal/ 30V Quadrax	117
---	-----

continued on next page

Table of Contents (con't)

Connector Solutions M23 Standard Series

Signal

12 POSITIONS 10A / 160V E type	Checkmate™ Quick Locking & Threaded	121
12 POSITIONS 10A / 160V P type	Checkmate™ Quick Locking & Threaded	129
16 POSITIONS 9A / 125V E type	Checkmate™ Quick Locking & Threaded	139
16 POSITIONS 9A / 125V P type	Checkmate™ Quick Locking & Threaded	147
17 POSITIONS 9A / 125V E type	Checkmate™ Quick Locking & Threaded	155
17 POSITIONS 9A / 125V P type	Checkmate™ Quick Locking & Threaded	165
19 POSITIONS 7A / 63V E type	Checkmate™ Quick Locking & Threaded	175
19 POSITIONS 7A / 63V P type	Checkmate™ Quick Locking & Threaded	181

Power

6 POSITIONS 28A / 630V	Checkmate™ Quick Locking & Threaded	187
8 (4+4) POSITIONS Power 30A/ 630V Signal 10A/ 250V	Checkmate™ Quick Locking & Threaded	197
9 (4+5) POSITIONS Power 30A/ 630V Signal 10A/ 250V	Checkmate™ Quick Locking & Threaded	207
9 (3+6) POSITIONS Power 30A/ 250V Signal 10A/ 630V	Checkmate™ Quick Locking & Threaded	217

Connector Solutions M40 Series

Power

6 (4+2) POSITIONS Power 75A/ 630V Signal 30A/ 250V	Checkmate™ Quick Locking	225
6 (4+2) POSITIONS Power 75A/ 630V Signal 30A/ 250V	Threaded	229
8 (4+4) POSITIONS Power 75A/ 630V Signal 30A/ 250V	Checkmate™ Quick Locking	233
8 (4+4) POSITIONS Power 75A/ 630V Signal 30A/ 250V	Threaded	237

Assembly Instructions

M23 Elite Series 12,16,17 Position Plug Assembly Instructions	240
M23 Elite Series 6,8,9 Position Plug Assembly Instructions	244
M23 Elite Series 12,16,17 Position 90° Receptacle Assembly Instructions	248
M23 Elite Series 6,8,9 Position 90° Receptacle Assembly Instructions	251
M23 Standard Series Straight Receptacle Assembly Instructions	255
FlexGrip™ Backshell System	256
Standard Series Plug and Cable Prep and Assembly featuring the FlexGrip™ Backshell	257
M23 Shielded Backshell Assembly Instructions	258

Appendix

Glossary of Terms	260
Part Number Index	262

Standard products. Custom solutions.

Our MotionGrade™ DIN Style Automation product lines, which include M23, Checkmate™, Hybrid DMC and the M40 Series, have key placement in all areas of automation. Based on our superior build quality, high-performance capabilities and compatibility with existing standard products industry-wide, our MotionGrade™ DIN Style products are the right choice for your interconnect needs.

We can custom design, engineer and manufacture cable assemblies to your exact customer specifications and produce them in large or small quantities, manufactured at the industry's highest standards. Delivered on-time and in-specification, all with a significant cost-savings over the competition.

The cost savings derived by combining Michigan based program management & engineering and our low-cost production centers in North America and Asia allows our team to work with you to design the most cost-efficient and reliable interconnect system available on the market today.



Features and Benefits

Superior Shielding

First quality components coupled with a simplistic design provide maximum EMI/RFI shielding capabilities while reducing assembly preparation times.

Cable Strain Relief

Your choice of the innovative design features of FlexGrip™, Metrifi™, or traditional cable strain relieving similar to existing standard systems.

For an overmolded option, the Metrifi™ Strain Relief System provides maximum 360° EMI/RFI shielding, with advanced sealing capability

Fluid Resistance and Sealing

In combination with our strain relief systems, Amphenol utilizes advanced sealing technologies & materials to ensure highest reliability when subjected to the harshest environments.

RoHS Compliant

RoHS All materials meet the requirements of the European Directive 2002/95/EC, Issue 13.2.2003.

Approvals

ISO 9001/2000, UL Listed, E224856, CYJV2/CYJV8

Our Standard Series M23 products have ECBT2 UL list E336860

All Elite Products are UL E491265

MotionGrade™ DIN M23/M40 Connectors and Servo Cable

Typical Applications



INDUSTRIAL



ON-MACHINE



PACKAGING MACHINERY



DISTRIBUTED POWER



MOTION CONTROL



ENTERTAINMENT



MEDICAL



COMMUNICATIONS



RENEWABLE ENERGY

MotionGrade™ DIN M23/M40 Connectors and Servo Cable

Product Overview

Amphenol Sine Systems' MotionGrade™ M23 and M40 Connector Systems are designed to excel in performance and reliability in our customers' most demanding environments. Amphenol's MotionGrade™ M23 and M40 products are ideally suited for advanced servo drive encoder feedback applications, packaging, robotic, printing, machine tool, medical and automation environments where control signal transmission or power are required in a robust and compact delivery system.

INTRODUCING the ELITE™ SERIES



Starting at page 33

M23 Elite Threaded and Checkmate™ Series State-of-the-art Design Features

6, 8, 9, 12, 16 and 17 positions available

- Next Generation Single Pc Design
- Reduced Cost
- Faster Assembly
- Checkmate™ Coupling.
(See page 22 for more details)
- Compatible with other industry standard products
- Loose Pc Insert Assembly
- Ground Protection
- Industry Standard Insert Design
- 360° Shielding

M23 Standard Threaded and Checkmate™ Series Offering Expanded Connector Options

6, 8, 9, 12, 16, 17 and 19 positions available

Starting at page 121

- 10A Max Current; 160V (12 pos), 125V (16-19 pos); 18-28AWG
- 28A Max Current; 630V Power; 14-18 AWG (6 Postions)
- 30A Max Current , 630V Power; 10A Max Current / 250V Signal ; 14-28 AWG (8,9 Postions)
- High-performance, cost-effective
- Superior environmental seal retention
- Compatible with existing standard products industry-wide
- Available with Checkmate™ quick locking technology. (See page 22 for more details)

Standard Products. Custom Solutions.



Starting at page 117

M23 Hybrid Series

2 Power + PE + 1 Signal + 4 Quadrax
Ethernet Element

- 18A (2.0mm), 1A (1.0mm), 0.5A (Quad Element)
Max Current
- 850V (2.0/1.0mm Contacts), 30VDC (Quad Element)
Max. Volt.
- High-performance, cost-effective
- Superior environmental seal retention
- Ideally suited for advanced servo-drive encoder
feedback applications where POWER, SIGNAL and
COMMUNICATION are required in a robust and
compact delivery system.



Starting at page 229

M40 Series Threaded and Checkmate™





6 and 8 positions available


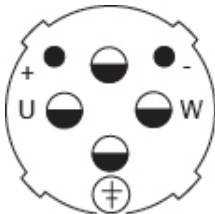
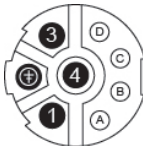
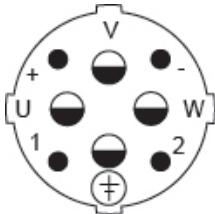
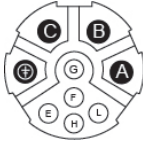
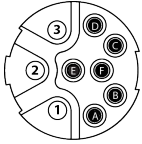
Amphenol's MotionGrade™ M40 products are ideally suited for advanced servo drive encoder feedback applications, packaging, robotic, printing, machine tool, medical and automation environments where control signal transmission or power are required in a robust and compact delivery system.

- Power: 75A Max Current; 630V Max Voltage;
8-12AWG
- Signal: 30A Max Current; 250V Max Voltage;
14-18AWG
- High-performance, cost-effective
- Superior environmental seal retention
- Compatible with existing standard products
industry-wide
- Available with Checkmate™ quick locking
technology.

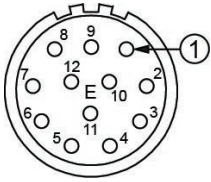
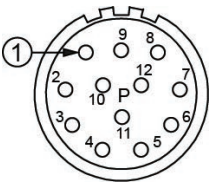
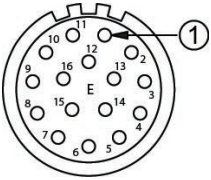
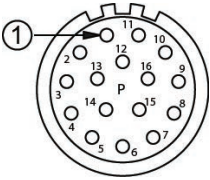
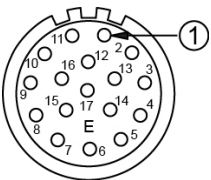
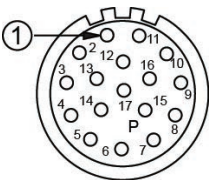
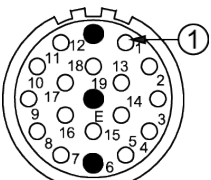
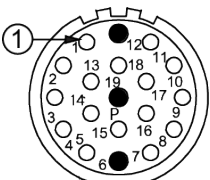
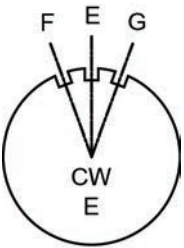
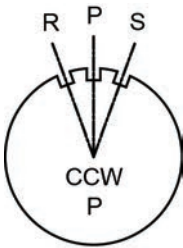
MotionGrade™ DIN M23/M40

Insert Arrangements

	M23 Hybrid			
contact size	2 Power + PE (2.0mm) + 1 Signal (1.0mm), 4 Quadrax Ethernet Element (.7mm)			
No. of Positions	Plugs		Receptacles	
8				
	female 18A PE/1A Signal/0.5A Quad /850V PE & Signal/ 30V Quadrax Checkmate™ see page 107	female 18A PE/1A Signal/0.5A Quad /850V PE & Signal/ 30V Quadrax Threaded see page 117	male 18A PE/1A Signal/0.5A Quad /850V PE & Signal/ 30V Quadrax Checkmate™ see page 107	male 18A PE/1A Signal/0.5A Quad /850V PE & Signal/ 30V Quadrax Threaded see page 117

	M23 Series	M40 Series	
contact size	2.0mm Power / 1.0mm Signal	3.6mm Power /2.0mm Signal	
No. of Positions			
6	 <p>28A /630V see pages 81,87,187</p>	 <p>75A /630V Power 30A/250V Signal see pages 225,229</p>	
8	 <p>30A Power/ 10A Signal 630V Power/250V Signal see 93,99,197</p>	 <p>75A /630V Power 30A/250V Signal see pages 233,237</p>	
9	 <p>30A-Power/ 10A Signal 630V Power/250V Signal see pages 105,111,207,217</p>	 <p>30A-Power/ 10A Signal 630V Power/250V Signal see page 217</p>	Note: Faceviews shown on this chart are of female inserts

Connector Guide

M23 Series		
contact size	1.0mm	
No. of Positions	E Type	P Type
12	 <p>10A / 160V see pages 33,37,121</p>	 <p>10A / 160V see pages 41,37,129</p>
16	 <p>9A / 125V see pages 53,57,139</p>	 <p>9A / 125V see pages 61,65,147</p>
17	 <p>9A / 125V see pages 65,69,155</p>	 <p>9A / 125V see pages 73,77,165</p>
contact size	1.0mm and 1.5 mm	
19	 <p>7A / 63V see page 175</p>	 <p>7A / 63V see page 181</p>
Coding Keys		
	<p>interconnection key "F" mates with "S", "E" mates with "P" and "G" mates with "R"</p>	

MotionGrade™ DIN M23/M40

M23 Elite Series Connector Configurations - Positions 12,16,17

STEP 1

Choose a Plug "P" Style

Choose a Plug "E" Style

MATING PARTS

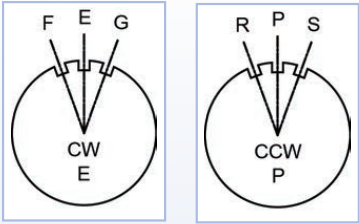


STEP 2

Choose Contacts



overmolded option



Standard connector parts mate "E" Plugs with "P" Receptacles, Mating parts use opposite contact types. *example: plug with pin contacts mates with a receptacle using socket contacts.* Other key code options available not listed here. Please call customer service for assistance when ordering F,G,R,S.

interconnection key
"E" mates with "P"
"F" mates with "S"
"G" mates with "R"

Connector Guide

Connector Solutions:
see page 31 for parts grouped by insert arrangement

STEP 3

→ Choose a Receptacle "E" Style

→ Choose a Receptacle "P" Style



Rotatable 90 °



Straight,
Flange Mount
Receptacle



Receptacle
Extension



Use A
Receptacle Kit
and skip steps 4 & 5

STEP 4

Choose Contacts



STEP 5

Choose a Cord Grip

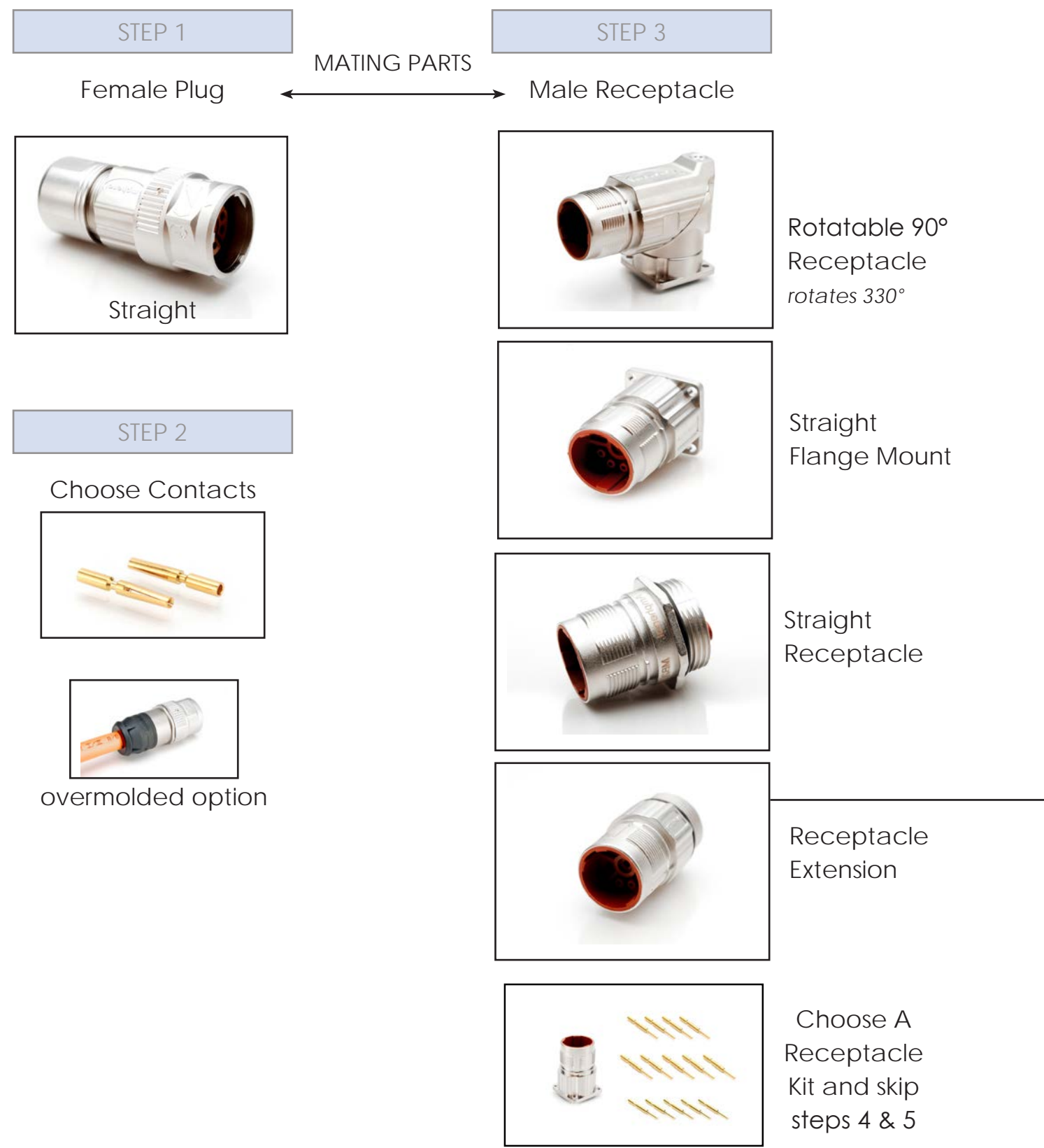
*Step 5 is only required when
utilizing the receptacle extension*



overmolded option

MotionGrade™ DIN M23/M40

M23 Elite Series Connector Configurations - Positions 6,8,9



Connector Guide

Connector Solutions:
see page 31 for parts grouped by insert arrangement

STEP 4

Choose Contacts



Need a complete Cable Assembly?

See page 23 or
contact the factory for assistance

Toll Free: 1-800-394-7732

STEP 5

*Step 5 is only required when utilizing
the receptacle extension*

Cord Grip



overmolded option

MotionGrade™ DIN M23/M40

M23 Standard Series Connector Configurations - Positions 12,16,17,19

STEP 1

Choose a Plug "P" Style
Choose a Plug "E" Style



Straight Plug



90 ° Plug

STEP 2

Choose Contacts

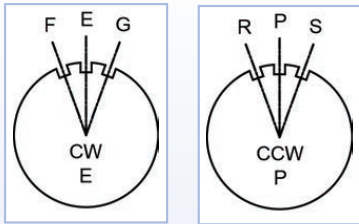


OR



Plug Kit

MATING PARTS



Standard connector parts mate "E" Plugs with "P" Receptacles, Mating parts use opposite contact types. *example: plug with pin contacts mates with a receptacle using socket contacts.*
Other key code options available not listed here. Please call customer service for assistance when ordering F,G,R,S.

interconnection key
"E" mates with "P"
"F" mates with "S"
"G" mates with "R"

STEP 3

Choose a Cord Grip



or FlexGrip™ Backshell System
details page 256



overmolded option

Connector Guide

Connector Solutions:
see page 31 for parts grouped by insert arrangement

STEP 4

- Choose a Receptacle "E" Style
- Choose a Receptacle "P" Style



Straight,
Flange Mount
Receptacle



Rotatable 90°
Receptacle
rotates 330°



Bulkhead
Receptacle



Receptacle
Extension



overmolded option

Need a complete Cable Assembly?

See page 23 or
contact the factory for assistance
Toll Free: 1-800-394-7732

STEP 5

Choose Contacts



OR
A Receptacle Kit



STEP 6

Choose a Cord Grip

*Step 6 is only required when
utilizing the receptacle extension*



or Flex Grip™
Backshell
details page 256



MotionGrade™ DIN M23/M40

M23 Standard Series Connector Configurations - Positions 6,8,9

STEP 1

Female Plug



Straight Plug



Rotatable 90 ° Plug

Choose a Plug Kit
and skip steps 2 & 3



MATING PARTS

Need a complete Cable Assembly?

See page 23 or
contact the factory for assistance
Toll Free: 1-800-394-7732

STEP 2

Choose Contacts



STEP 3

Cord Grip



or FlexGrip™
Backshell System
details page 256



overmolded option

Connector Guide

Connector Solutions:
see page 31 for parts grouped by insert arrangement

STEP 4

Male Receptacle



Rotatable 90 °
Receptacle
rotates 330°




Straight



Bulkhead
Receptacles



Receptacle
Extension



Choose A
Receptacle Kit
and skip Steps 5 & 6

Need a complete Cable Assembly?

See page 23 or
contact the factory for assistance
Toll Free: 1-800-394-7732

STEP 5

Choose Contacts



STEP 6

Step 6 is only required when
utilizing the receptacle
extension

Cord Grip



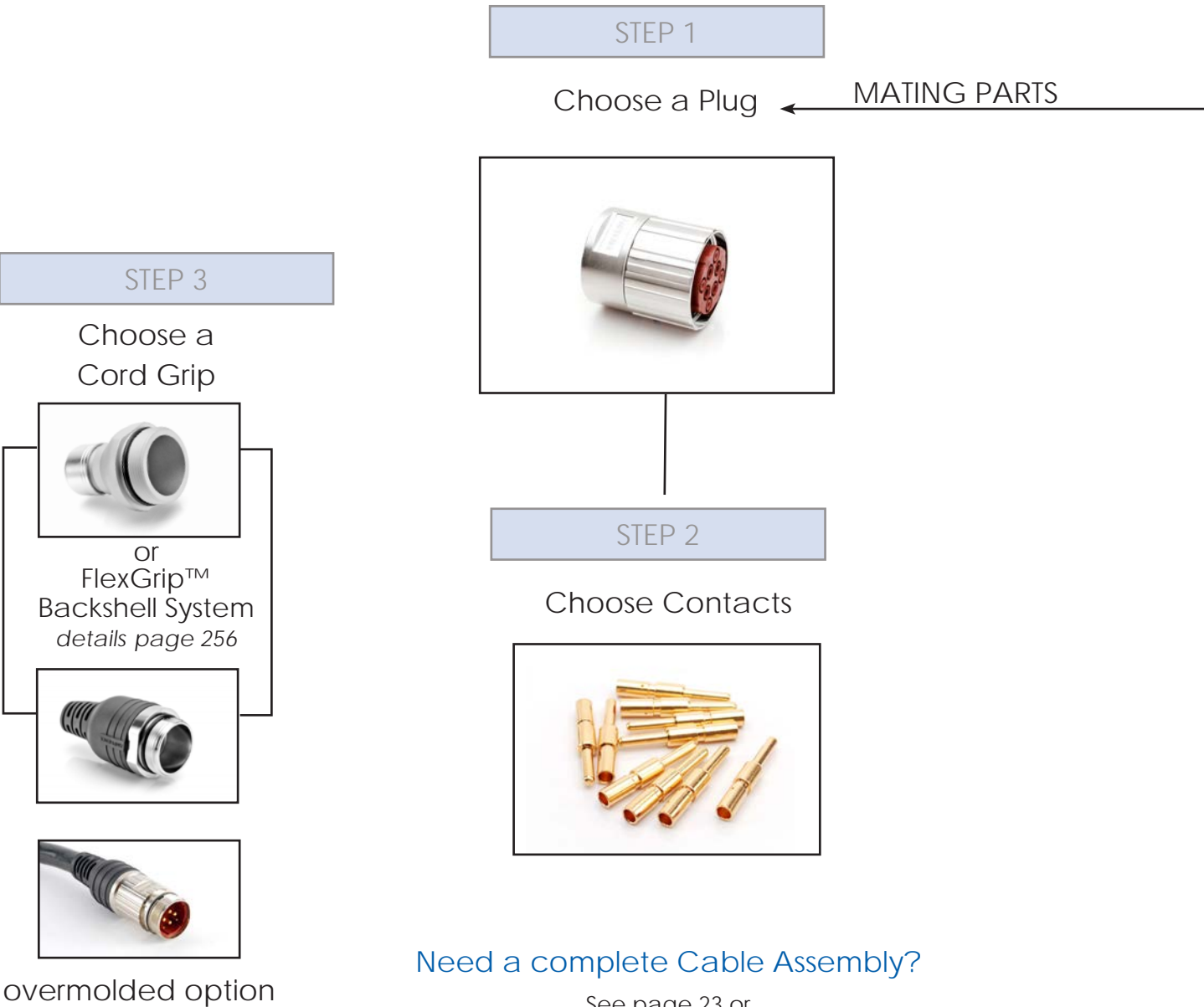
or FlexGrip™
Backshell System
details page 256



overmolded option

MotionGrade™ DIN M23/M40

M40 Connector Configurations - Positions 6, 8



Need a complete Cable Assembly?

See page 23 or
contact the factory for assistance
Toll Free: 1-800-394-7732

Connector Guide

Connector Solutions:
see page 31 for parts grouped by insert arrangement

STEP 4

Choose a Receptacle



Straight
Flange Mount



90 °
Receptacle



Receptacle
Extension

STEP 5

Choose Contacts



STEP 6

*Step 6 is only required when
utilizing the receptacle extension*

Choose a
Cord Grip



or FlexGrip™
Backshell
details page 256



overmolded option

Connector Guide



M23 Checkmate™ Quick Locking Connectors Featuring Metrifi™ Strain Relief System



Amphenol presents the M23 Checkmate™ Quick Locking connector series featuring the Metrifi™ strain relief system.

Ideally suited for the Motion marketplace, the Checkmate™ connector system's robust metal housing features add enhanced performance to today's standard systems by increasing the reliability and performance of one of the most dependable interconnect systems today.

Amphenol began with first quality components in a highly functional and intuitive design incorporating a self-aligning cam locking pathway utilizing shell coding which eliminates mis-mating, component damage, or an unintended connection even in adverse conditions. Once proper insert alignment is assured, proper contact engagement is maintained with a precision anti-vibration ratcheting coupling eliminating unintentional disconnects. This secure Quick Locking capability is accomplished in 1/8 of a turn. The resulting connection integrity ensures the highest reliability achieving vibration and shock capability up to 20g (vibration) and 50g (shock) in 3 axis.

Metrifi's integral strain relief system provides maximum 360° EMI/RFI shielding, with advanced sealing capability (IP67) suitable for harsh environments. Tamper proof design ensures a safe and secure system.



Options available for your next move.

All materials meet the requirements of ISO 9001/2008



- Enhanced next generation anti-vibration dual-ratcheting coupling system. Checkmate™ is intermateable and compatible with rival M23 quickcoupling products.
- Distinctive alignment arrows with lock/unlock identifiers (ensures a solid connection every time)
- Quick locking reliability. 1/8th turn locks the connector vs traditional threaded style coupling
- Functional design allows for rapid orientation with tactile, visual and audible confirmation.
- Vibration and shock tested up to 20g (vibration) and 50g (shock) in 3 axis
- Secure connection ensures signal integrity and longer contact life
- Superior 360° shielding available
- Compact strain relief design allows for tighter clearances
- Greater fluid resistance with IP67 sealing
- Custom colors and labeling available



Connector Guide

Bulk Cable Offerings









Bulk Cable Offering

Cable solutions for power supply, feedback, resolver, static and continuous flex

- PUR, TPE, DESINA styles available
- Custom cable assembly solutions available
- More cable options available. Contact the factory for more information

Power Cables, Non-Flex

Part #	Description / Connector Options	Jacket Color Jacket Material	Flex Life Nominal Cable OD Shielding
KA-50960-ORG 	4/C, 16AWG, Shielded, 90°C 600V, TYPE TC-ER, RoHS Compliant Connector Options: 6 positions pages 81,87,187 8 positions pages 93,99,197 9 positions (4+5) pages 105,111,207 9 positions (3+6) page 217	Orange DESINA RAL 2003 TPE	<ul style="list-style-type: none"> • Non-flex • 0.36" (9.2mm) • Shield Tinned Copper Braid - Coverage ≥ 85%
KA-50961-ORG 	4/C, 14AWG, Shielded, 90°C 600V, TYPE TC-ER, RoHS Compliant Connector Options: 6 positions pages 81,87,187 8 positions pages 93,99,197 9 positions (4+5) pages 105,111,207 9 positions (3+6) page 217	Orange DESINA RAL 2003 TPE	<ul style="list-style-type: none"> • Non-flex • 0.40" (10.2mm) • Shield Tinned Copper Braid - Coverage ≥ 85%
KA-56338 	4/C, 16AWG 2PR, Shielded 18AWG, Overall Shielded 90°C, 600V, TYPE TC-ER, RoHS Compliant Connector Options: 8 positions pages 93,99,197 9 positions (4+5) pages 105,111,207 9 positions (3+6) page 217	Black TPE	<ul style="list-style-type: none"> • Non-flex • 0.60" (15.2mm) • Shield Tinned Copper Braid - Coverage ≥ 85%
KA-56578 	4/C, 16AWG, 1PR, Shielded, 18AWG+ Overall Shield, 90°C, 600V, TYPE TC-ER, RoHS Compliant Connector Options: 8 positions pages 93,99,197 9 positions (4+5) pages 105,111,207 9 positions (3+6) page 217	Orange DESINA RAL 2003 TPE	<ul style="list-style-type: none"> • Non-flex • 0.50" (12.7mm) • Shield Tinned Copper Braid - Coverage ≥ 85%
KA-56579 	4/C, 14AWG, 1PR, Shielded, 18AWG+ Overall Shield, 90°C, 600V, TYPE TC-ER, RoHS Compliant Connector Options: 8 positions pages 93,99,197 9 positions (4+5) pages 105,111,207 9 positions (3+6) page 217	Orange DESINA RAL 2003 TPE	<ul style="list-style-type: none"> • Non-flex • 0.52" (13.3mm) • Shield Tinned Copper Braid - Coverage ≥ 85%
KA-56580 	4/C, 10AWG, 1PR, Shielded, 18AWG+ Braided Shield, 90°C, 600V, TYPE TC-ER, RoHS Compliant Connector Options: 6 positions (M40) pages 225,229 8 positions (M40) pages 233,237	Orange DESINA RAL 2003 TPE	<ul style="list-style-type: none"> • Non-flex • 0.66" (16.8mm) • Shield Tinned Copper Braid - Coverage ≥ 85%

Power Cables, Non-Flex (con't)

Part #	Description / Connector Options	Jacket Color Jacket Material	Flex Life Nominal Cable OD Shielding
KA-50960 	4/C 16AWG Shielded 90°C 600V TC-ER Connector Options: 6 positions pages 81,87,187 8 positions pages 93,99,197 9 positions (4+5) pages 105,111,207 9 positions (3+6) page 217	Black TPE	<ul style="list-style-type: none"> • Non-Flex • 0.36" (9.2mm) • Shield Tinned Copper Braid - Coverage ≥ 85%
KA-50961 	4/C 14AWG Shielded 90°C 600V TC-ER Connector Options: 6 positions pages 81,87,187 8 positions pages 93,99,197 9 positions (4+5) pages 105,111,207 9 positions (3+6) page 217	Black TPE	<ul style="list-style-type: none"> • Non-flex • 0.40" (10.2mm) • Shield Tinned Copper Braid - Coverage ≥ 85%
KA-56340 	4/C, 10AWG, 2PR, Shielded, 18AWG Pairs Overall Shielded, 90°C, 600V, TYPE TC-ER, RoHS Compliant Connector Options: 8 positions (M40) pages 233,237	Black TPE	<ul style="list-style-type: none"> • Non-flex • 0.72" (18.2mm) • Shield Tinned Copper Braid - Coverage ≥ 85%
KA-56029 	4/C, 14AWG, 105°C, 600V, RoHS Compliant Connector Options: 8 positions pages 93,99,197 9 positions (4+5) pages 105,111,207 9 positions (3+6) page 217	Black TPE	<ul style="list-style-type: none"> • Non-flex • 0.40" (10.2mm) • Shield Tinned Copper Braid - Coverage ≥ 85%
KA-56030 	4/C, 10AWG shielded, 105°C, 600V, RoHS Compliant Connector Options: 6 positions (M40) pages 225,229 8 positions (M40) pages 233,237	Black TPE	<ul style="list-style-type: none"> • Non-flex • 0.615" (15.6mm) • Aluminum Foil- Coverage 100%
KA-56339 	4/C, 14AWG, 2PR, Shielded, 18AWG Pairs Overall Shielded, 90°C, 600V, TYPE TC-ER, RoHS Compliant Connector Options: 8 positions pages 93,99,197 9 positions (4+5) pages 105,111,207 9 positions (3+6) page 217	Black TPE	<ul style="list-style-type: none"> • Non-flex • 0.62" (15.7mm) • Shield Tinned Copper Braid - Coverage ≥ 85%
KA-56028 	4/C, 16AWG Shielded, 105°C, 600V AWM Style, RoHS Compliant Connector Options: 8 positions pages 93,99,197 9 positions (4+5) pages 105,111,207 9 positions (3+6) page 217	Black TPE	<ul style="list-style-type: none"> • Non-flex • 0.37" (9.4mm) • Shield Tinned Copper Braid - Coverage ≥ 85%
KA-50967 	6/C, 16AWG Shielded, 105°C, 600V, RoHS Compliant Connector Options: 6 positions pages 81,87,187	Black ELEXAR	<ul style="list-style-type: none"> • Non-flex • 0.45" (10.8mm) • Shield Tinned Copper Braid - Coverage ≥ 85%


Power Cables, Cont-Flex

Part #	Description / Connector Options	Jacket Color Jacket Material	Flex Life Nominal Cable OD Shielding
KA-56313-ORG 	4/C, 16AWG Shielded 105°C, 600V, AWM Style, RoHS Compliant Connector Options: 6 positions pages 81,87,187 8 positions pages 93,99,197 9 positions (4+5) pages 105,111,207 9 positions (3+6) page 217	Orange ELEXAR 8730	<ul style="list-style-type: none"> • 10M Cycles @ 10X O.D. • 0.46" (11.8mm) • Shield Tinned Copper Braid - Coverage ≥ 85%
KA-56314-ORG 	4/C, 14AWG Shielded, 105°C 600V, RoHS Compliant Connector Options: 6 positions pages 81,87,187 8 positions pages 93,99,197 9 positions (4+5) pages 105,111,207 9 positions (3+6) page 217	Orange ELEXAR 8730	<ul style="list-style-type: none"> • 10M Cycles @ 10X O.D. • 0.49" (12.7mm) • Shield Tinned Copper Braid - Coverage ≥ 85%
KA-56349 	4/C, 16AWG, 2PR 18AWG Shielded 105°C, 600V, AWM Style, RoHS Compliant Connector Options: 8 positions pages 93,99,197 9 positions (4+5) pages 105,111,207 9 positions (3+6) page 217	Orange DESINA RAL 2003 TPE	<ul style="list-style-type: none"> • 5M Cycles @ 15 X O.D. • 0.55" (13.9mm) • Shield Tinned Copper Braid - Coverage ≥ 85%
KA-56351 	4/C, 14AWG, 2PR 18AWG Shielded 105°C, 600V, AWM Style, RoHS Compliant Connector Options: 8 positions pages 93,99,197 9 positions (4+5) pages 105,111,207 9 positions (3+6) page 217	Orange DESINA RAL 2003 TPE	<ul style="list-style-type: none"> • 10M Cycles @ 12 X O.D. • 0.61" (15.5mm) • Shield Tinned Copper Braid - Coverage ≥ 85%
KA-56593 	4/C, 16AWG, 1PR, Shielded, 18AWG+ Overall Shield, 105°C, 600V, AWM Style, RoHS Compliant Connector Options: 8 positions pages 93,105,111,207 9 positions (3+6) page 217	Orange DESINA RAL 2003 TPE	<ul style="list-style-type: none"> • 10M Cycles @ 12 X O.D. • 0.46" (11.7mm) • Shield Tinned Copper Braid - Coverage ≥ 85%
KA-56594 	4/C, 14AWG, 1PR, Shielded, 18AWG+ Overall Shield, 90°C, 600V, UL TYPE TC-ER, RoHS Compliant Connector Options: 8 positions pages 93,99,197 9 positions (4+5) pages 105,111,207 9 positions (3+6) page 217	Orange DESINA RAL 2003 TPE	<ul style="list-style-type: none"> • 10M Cycles @ 12 X O.D. • 0.50" (12.7mm) • Shield Tinned Copper Braid - Coverage ≥ 85%
KA-56595 	4/C, 10AWG, 1PR, Shielded, 18AWG+ Overall Shield, 90°C, 600V, UL TYPE TC-ER, RoHS Compliant Connector Options: 6 positions (M40) pages 225,229 8 positions (M40) pages 233,237	Orange ELEXAR 8730	<ul style="list-style-type: none"> • 10M Cycles @ 12 X O.D. • 0.66" (16.8mm) • Shield Tinned Copper Braid - Coverage ≥ 85%
KA-56623 	4/C, 16AWG (1.5mm²) Shielded Connector Options: 6 positions pages 81,87,187	Orange PUR	<ul style="list-style-type: none"> • 10M Cycles @ 10X O.D. • 0.43" (10.9mm) • Shielded Tinned Copper Braid-Coverage 85%






Power Cables, Cont-Flex (con't)

Part #	Description / Connector Options	Jacket Color Jacket Material	Flex Life Nominal Cable OD Shielding
KA-56624	4/C, 14AWG (2.5mm ²) Shielded <i>Connector Options:</i> 6 positions pages 81,87,187	Orange PUR	<ul style="list-style-type: none"> • 10M Cycles @ 10X O.D. • 0.42" (10.6mm) • Shielded Tinned Copper Braid-Coverage 85%
KA-56625	4/C, 16AWG (1.5MM ²), 16AWG (1.5MM ²)-1PR Shielded <i>Connector Options:</i> 6 positions pages 81,87,187	Orange PUR	<ul style="list-style-type: none"> • 10M Cycles @ 10X O.D. • 0.456" (11.6mm) • Shielded Tinned Copper Braid-Coverage 85%
KA-56626	4/C, 14AWG (2.5MM ²), 16AWG (1.5MM ²)-1PR Shielded <i>Connector Options:</i> 6 positions pages 81,87,187	Orange PUR	<ul style="list-style-type: none"> • 10M Cycles @ 10X O.D. • 0.53" (13.4mm) • Shielded Tinned Copper Braid-Coverage 85%
KA-56627	4/C, 12AWG (4.0mm ²), 16AWG (1.5mm ²)-1PR Shielded <i>Connector Options:</i> 6 positions (M40) pages 225,229	Orange PUR	<ul style="list-style-type: none"> • 10M Cycles @ 10X O.D. • 0.58" (14.8mm) • Shielded Tinned Copper Braid-Coverage 85%
KA-56645	CBL, 1.0-4C, 22G-1PR, .75-1PR, 80°C, 1000V, AWM Style, RoHS Compliant <i>Connector Options:</i> 9 positions (4+5) pages 105,111,207 9 positions (3+6) page 217	Orange DESINA RAL 2003 TPE	<ul style="list-style-type: none"> • 5M Cycles @ 5 X O.D. (Static); 5M Cycles @ 7 X O.D. (Dynamic) • 0.47" (11.9mm) • Shield Tinned Copper Braid - Coverage ≥ 85%
KA-56646	CBL, 4X2, 5+(2 X 22AWG)C, 80°C, 1000V, AWM Style, RoHS Compliant <i>Connector Options:</i> 8 positions pages 93,99,197 9 positions (4+5) pages 105,111,207 9 positions (3+6) page 217	Orange DESINA RAL 2003 TPE	<ul style="list-style-type: none"> • 5M Cycles @ 5 X O.D. (Single); 5M Cycles @ 7.5 X O.D. (Multiple) • 0.51" (12.9mm) • Shield Tinned Copper Braid - Coverage ≥ 85%
KA-56647	CBL, 2.5-4C, 22G-1PR, 1.0-1PR, 80°C, 1000V, AWM Style, RoHS Compliant <i>Connector Options:</i> 9 positions (4+5) pages 105,111,207 9 positions (3+6) page 217	Orange DESINA RAL 2003 TPE	<ul style="list-style-type: none"> • 5M Cycles @ 5 X O.D. (Static); 5M Cycles @ 7 X O.D. (Dynamic) • 0.55" (13.9mm) • Shield Tinned Copper Braid - Coverage ≥ 85%
KA-56313	4/C, 16AWG Shielded 105°C, 600V, AWM Style, RoHS Compliant <i>Connector Options:</i> 6 positions pages 81,87,187 8 positions pages 93,99,197 9 positions (4+5) pages 105,111,207 9 positions (3+6) page 217	Black TPE	<ul style="list-style-type: none"> • 10M Cycles @ 10 X O.D. • 0.46" (11.8mm) • Shield Tinned Copper Braid - Coverage ≥ 85%


Power Cables, Cont-Flex (con't)

Part #	Description / Connector Options	Jacket Color Jacket Material	Flex Life Nominal Cable OD Shielding
KA-56314 	4/C, 14AWG Shielded, 105°C, 600V, AWM Style, RoHS Compliant. Connector Options: 6 positions pages 81,87,187 8 positions pages 93,99,197 9 positions (4+5) pages 105,111,207 9 positions (3+6) page 217	Black TPE	<ul style="list-style-type: none"> • 10M @10XOD • 0.47" (11.8mm) • Shield Tinned Copper Braid - Coverage ≥ 85%



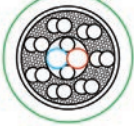
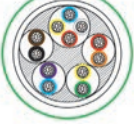
Signal Cables, Non-Flex

Part #	Description / Connector Options	Jacket Color Jacket Material	Flex Life Nominal Cable OD Shielding
KA-56615 	5PR, 22AWG, shielded, 90°C, 300V, PLTC-ER, RoHS Compliant Connector Options: 12 positions pages 33,37,41,45,121,129 16 positions pages 49,53,57,61,139,147 17 positions pages 65,69,73,77,155,165	Green RAL 6018 TPE	<ul style="list-style-type: none"> • Non-flex • 0.38" (9.7mm) • Aluminum Foil - Coverage 100% + Shield Tinned Copper Braid - Coverage ≥ 85%
KA-50203 	8PR, 28AWG, 1PR 16AWG, Shielded, 105°C, 300V, VW-1 AWM Style, RoHS Compliant Connector Options: 17 positions pages 65,69,73,77,155,165 19 positions pages 175,181	Black TPE	<ul style="list-style-type: none"> • Non-flex • 0.39" (9.9mm) • Aluminum Foil - Coverage 100% + Shield Tinned Copper Braid - Coverage ≥ 85%
KA-50959 	4PR, 24AWG, 90°C, 30V, UL Recognized, AWM Style Connector Options: 12 positions pages 33,37,41,45,121,129 16 positions pages 49,53,57,61,139,147 17 positions pages 65,69,73,77,155,165	Black TPE	<ul style="list-style-type: none"> • Non-flex • 0.255" • Aluminum Polyester tape, Aluminum Side facing In, 25% Overlap
KA-56133 	1PR, 16AWG, 7PR 28AWG, 1PR 22AWG, Shielded, 105°C, 300V, VW-1 AWM Style, RoHS Compliant Connector Options: 17 positions pages 65,69,73,77,155,165 19 positions pages 175,181	Black TPE	<ul style="list-style-type: none"> • Non-flex • 0.38" (9.7mm) • Shield Tinned Copper Braid - Coverage ≥ 85%
KA-56441 	8GA-4COND/14GA-1PR,TC-ER/STOOW Connector Options: 6 positions (M40) pages 225,229	Black PVC	<ul style="list-style-type: none"> • Non-flex • 1.058" (26.8mm) • Shielded Tinned Copper Braid - Coverage 85%

Signal Cables, Non-Flex (con't)

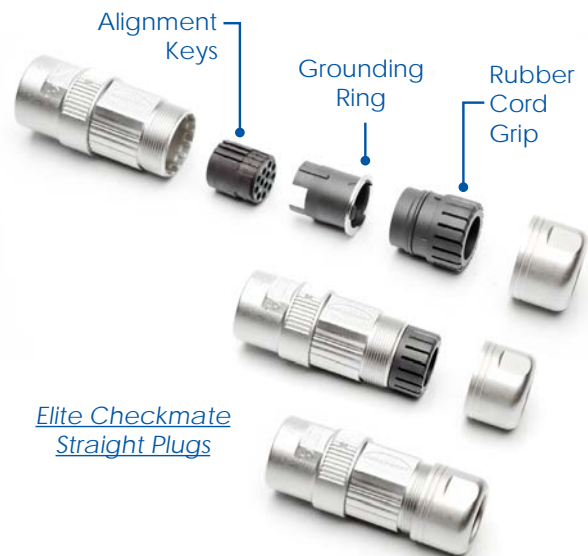
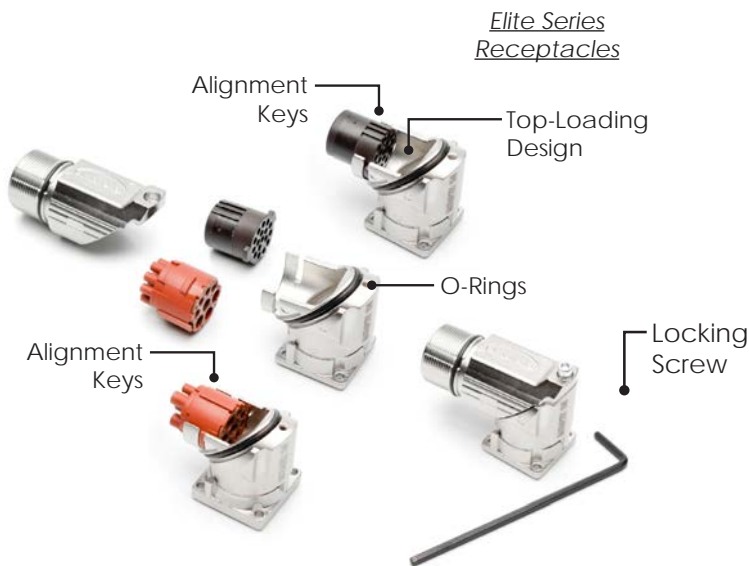

Part #	Description / Connector Options	Jacket Color Jacket Material	Flex Life Nominal Cable OD Shielding
KA-56631 	CBL,12G-5C,Shielded <i>Connector Options:</i> 6 positions pages 81,87,187	Black PVC	<ul style="list-style-type: none"> • Non-flex 0.472" (12mm) • Aluminum Foil-Coverage 100%

Signal Cables, Cont-Flex

Part #	Description / Connector Options	Jacket Color Jacket Material	Flex Life Nominal Cable OD Shielding
KA-56312-GRN 	1PR, 16AWG, 7PR 26AWG, 1PR 22AWG, Shielded, 105°C, 300V, VW-1 AWM Style, RoHS Compliant <i>Connector Options:</i> 17 positions pages 65,69,73,77,155,165 19 positions pages 175,181	Green RAL 6018 TPE	<ul style="list-style-type: none"> • 10M Cycles @ 10X O.D. • 0.43" (10.9mm) • "Shield Tinned Copper Braid, Double Spiral Coverage = 95%
KA-56592 	5PR, 22AWG, 90°C 300V, TYPE PLTC-ER, UL AWM Style 90°C, 600V, CSA AWM I/II A/B/ FT1, RoHS Compliant <i>Connector Options:</i> 12 positions pages 37,41,45,121,129 16 positions pages 49,53,57,61,139,147 17 positions pages 65,69,73,77,155,165	Green RAL 6018 TPE	<ul style="list-style-type: none"> • 10M Cycles @ 10 X O.D. • 0.47" (11.8mm) • Aluminum Foil - Coverage 100% + Shield Tinned Copper Braid - Coverage ≥ 85%
KA-56622 	18AWG (1.0mm²)-1PR, 22AWG (0.34mm²)-7PR Shielded <i>Connector Options:</i> 12 positions pages 33,37,41,45,121,129	Green PUR	<ul style="list-style-type: none"> • 10M Cycles @ 10X O.D. • 0.43" (10.9mm) • Shielded Tinned Copper Braid-Coverage 85%
KA-56621 	20AWG (0.50mm²) 4/C 22AWG (0.34mm²)-4PR Shielded <i>Connector Options:</i> 12 positions pages 33,37,41,45,121,129	Green RAL 6018 PUR	<ul style="list-style-type: none"> • Special-flex • 0.35" (8.9mm) • Shielded Tinned Copper Braid-Coverage 80%

Elite Series Features & Benefits

- Faster Assembly, Less Components
- Compact Design
- Loose-Piece Insert for Hand-Held Assembly
- Top-Loading Design (for Receptacles)
- Clamshell Insert for Contact Insertion (Opens for easy contact placement)
- Alignment Keys for Guided Assembly
- Rubber Cord Grips
- Grounding Rings (for Plugs)
- No Extractions Tools Required (for Power inserts)



Connector Solutions

Connector Solutions M23 Elite Series

Signal

12 POSITIONS 10A / 160V E type	Checkmate™ Qiuck Locking	33
12 POSITIONS 10A / 160V E type	Threaded	37
12 POSITIONS 10A / 160V P type	Checkmate™ Qiuck Locking	41
12 POSITIONS 10A / 160V P type	Threaded	45
16 POSITIONS 9A / 125V E type	Checkmate™ Qiuck Locking	49
16 POSITIONS 9A / 125V E type	Threaded	53
16 POSITIONS 9A / 125V P type	Checkmate™ Qiuck Locking	57
16 POSITIONS 9A / 125V P type	Threaded	61
17 POSITIONS 9A / 125V E type	Checkmate™ Qiuck Locking	65
17 POSITIONS 9A / 125V E type	Threaded	69
17 POSITIONS 9A / 125V P type	Checkmate™ Qiuck Locking	73
17 POSITIONS 9A / 125V P type	Threaded	77

Power

6 POSITIONS 28A / 630V	Checkmate™ Qiuck Locking	81
6 POSITIONS 28A / 630V	Threaded	87
8 (4+4) POSITIONS Power 30A/ 630V Signal 10A/ 250V	Checkmate™ Qiuck Locking	93
8 (4+4) POSITIONS Power 30A/ 630V Signal 10A/ 250V	Threaded	99
9 (4+5) POSITIONS Power 30A/ 630V Signal 10A/ 250V	Checkmate™ Qiuck Locking	105
9 (4+5) POSITIONS Power 30A/ 630V Signal 10A/ 250V	Threaded	111

M23 Hybrid Series

8 POSITIONS 18A PE/1A Signal/0.5A Quadrax / 850V PE & Signal/ 30V Quadrax	117
---	-----

Connector Solutions M23 Standard Series

Signal

12 POSITIONS 10A / 160V E type	Checkmate™ Qiuck Locking & Threaded	121
12 POSITIONS 10A / 160V P type	Checkmate™ Qiuck Locking & Threaded	129
16 POSITIONS 9A / 125V E type	Checkmate™ Qiuck Locking & Threaded	139
16 POSITIONS 9A / 125V P type	Checkmate™ Qiuck Locking & Threaded	147
17 POSITIONS 9A / 125V E type	Checkmate™ Qiuck Locking & Threaded	155
17 POSITIONS 9A / 125V P type	Checkmate™ Qiuck Locking & Threaded	165
19 POSITIONS 7A / 63V E type	Checkmate™ Qiuck Locking & Threaded	175
19 POSITIONS 7A / 63V P type	Checkmate™ Qiuck Locking & Threaded	181

Power

6 POSITIONS 28A / 630V	Checkmate™ Qiuck Locking & Threaded	187
8 (4+4) POSITIONS Power 30A/ 630V Signal 10A/ 250V	Checkmate™ Qiuck Locking & Threaded	197
9 (4+5) POSITIONS Power 30A/ 630V Signal 10A/ 250V	Checkmate™ Qiuck Locking & Threaded	207
9 (3+6) POSITIONS Power 30A/ 250V Signal 10A/ 630V	Checkmate™ Qiuck Locking & Threaded	217

Connector Solutions M40 Series

Power

6 (4+2) POSITIONS Power 75A/ 630V Signal 30A/ 250V	Checkmate™ Qiuck Locking	225
6 (4+2) POSITIONS Power 75A/ 630V Signal 30A/ 250V	Threaded	229
8 (4+4) POSITIONS Power 75A/ 630V Signal 30A/ 250V	Checkmate™ Qiuck Locking	233
8 (4+4) POSITIONS Power 75A/ 630V Signal 30A/ 250V	Threaded	237

Connector Solutions M23 Elite Series

STEP 1

Choose Plug

STEP 2

Choose Receptacle

Standard connector parts mate "E" Plugs with "P" Receptacles, Mating parts use opposite contact types. *example: plug with pin contacts mates with a receptacle using socket contacts.*

Other key code options available not listed here. Please call customer service for assistance when ordering F,G,R,S. See page 12 for connector configurations

Plugs

MA5CAE1200-S1
MA5CAE1200-S2
MA5CAE1200-S3

Plug Kits

MA5CAE1200-S1-KIT
MA25CAE1200S-S1-KIT
MA5CAE1200-S2-KIT
MA5CAE1200S-S2-KIT
MA5CAE1200-S3-KIT
MA5CAE1200S-S3-KIT

Receptacles

MA5RAP1201
MA5RAP1202

MA2JAP1200

MA2LAP1200

Receptacle Kit

MA2LAP1200-KIT
MA2LAP1200S-KIT

BULK CABLE starts

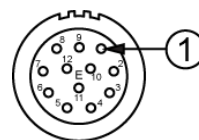
on page 23

Cord Grips

(Required only for Receptacle Extension)



Part Number	Type	Cable Range (mm)	Figure Drawings
MA6CG-S1	Cord grip	4.5-7.5mm	6
MA6CG-S2	Cord grip	7.5-11.0mm	6
MA6CG-S3	Cord grip	11.0-15.0mm	6



12 POSITIONS
10A / 160V
E type
Checkmate™

Style: E type Plug **Number of Contacts: 12** **Contact Size: 1.0mm**
Sealing: IP66/67 **AWG: 22-18 (0.37 - 0.75 mm²) / 28-24 (0.25 - 0.10 mm²)**



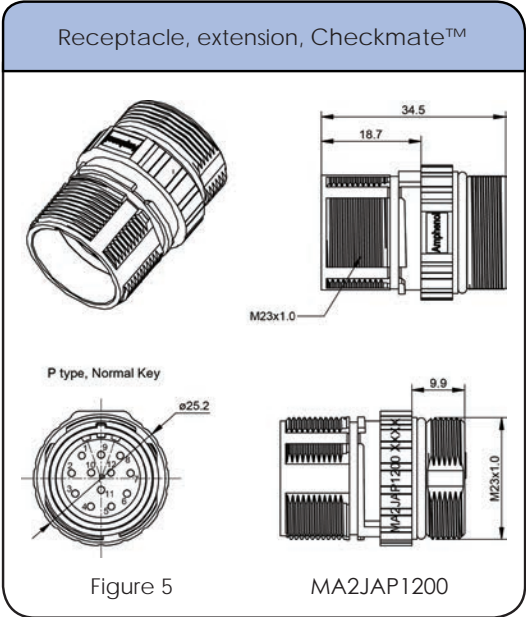
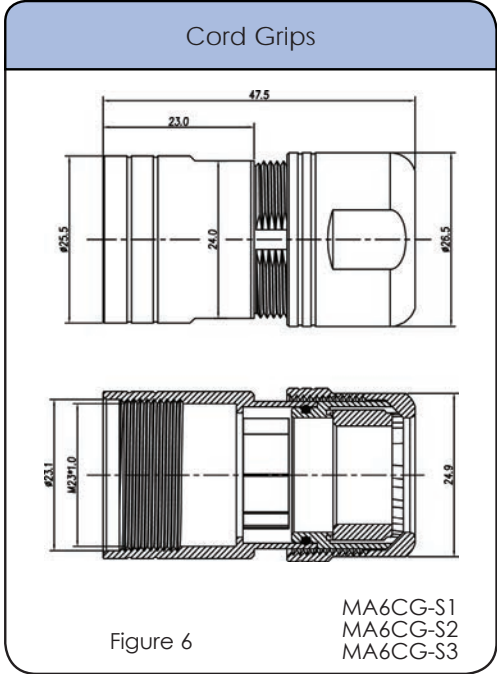
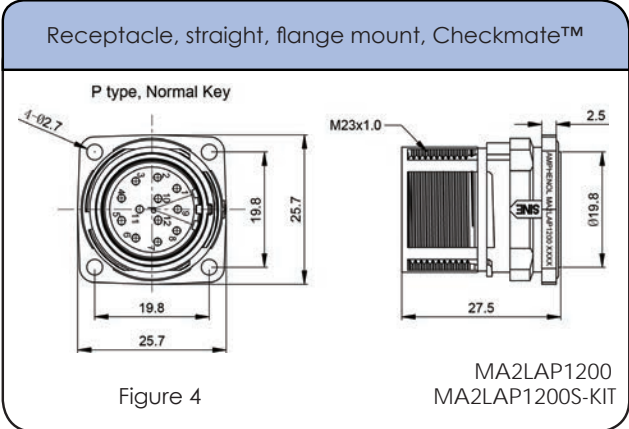
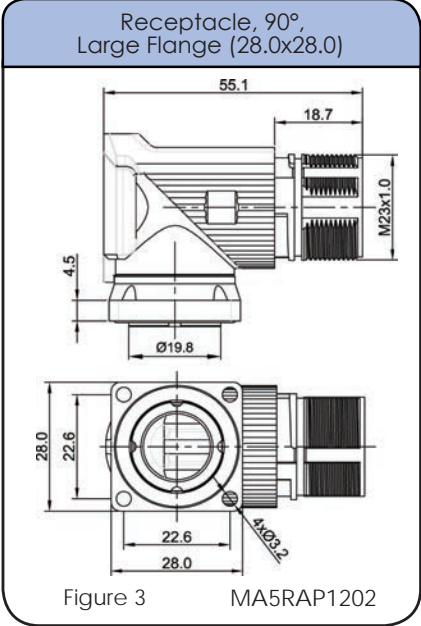
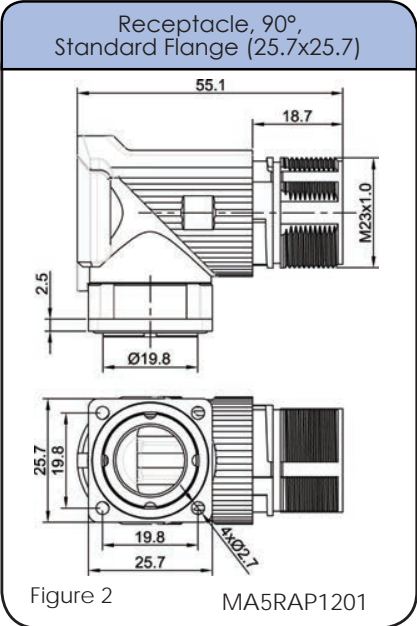
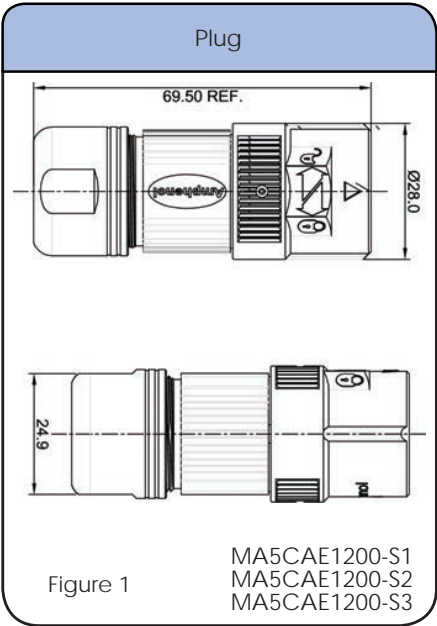
Connector Part Numbers

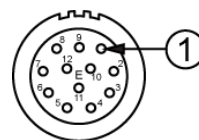
Part Number	Connector Type PLUGS	Style	Contact Type male = pin mates with female = socket ↓Mating Parts↓		Figure Drawings
MA5CAE1200-S1	Plug, straight, Checkmate™ 4.5-7.5mm cord grip	E	Pin	Socket	1
MA5CAE1200-S1-KIT	Plug kit, straight, Checkmate™ 4.5-7.5mm cord grip	E	Pin		1
MA5CAE1200S-S1-KIT	Plug kit, straight, Checkmate™ 4.5-7.5mm cord grip	E		Socket	1
MA5CAE1200-S2	Plug, straight, Checkmate™ 7.5-11mm cord grip	E	Pin	Socket	1
MA5CAE1200-S2-KIT	Plug, straight, Checkmate™ 7.5-11mm cord grip	E	Pin		1
MA5CAE1200S-S2-KIT	Plug, straight, Checkmate™ 7.5-11mm cord grip	E		Socket	1
MA5CAE1200-S3	Plug, straight, Checkmate™ 11-15mm cord grip	E	Pin	Socket	1
MA5CAE1200-S3-KIT	Plug, straight, Checkmate™ 11-15mm cord grip	E	Pin		1
MA5CAE1200S-S3-KIT	Plug, straight, Checkmate™ 11-15mm cord grip	E		Socket	1
RECEPTACLES			↑ Mating Parts ↓		
MA5RAP1201	Receptacle, 90° rotatable, Checkmate™ Standard Flange (25.7x25.7)	P	Socket	Pin	2
MA5RAP1202	Receptacle, 90° rotatable, Checkmate™ Large Flange (28.0x28.0)	P	Socket	Pin	3
MA2LAP1200*	Receptacle, straight, flange mount, Checkmate™	P	Socket	Pin	4
MA2LAP1200-KIT*	Receptacle Kit, straight, flange mount, Checkmate™ . Kit includes contacts.	P		Pin	4
MA2LAP1200S-KIT*	Receptacle Kit, straight, flange mount, Checkmate™ . Kit includes contacts.	P	Socket		4
MA2JAP1200*	Receptacle extension, Checkmate™	P	Socket	Pin	5
↑ Contacts supplied separately see Chart 1 page 35					

*Standard Series receptacles are offered here as additional options for mating with Elite Series plugs.
See Assembly Instructions starting on page 240

Complete datasheets can be found at www.amphenol-sine.com

Style: E type Plug Number of Contacts: 12 Contact Size: 1.0mm
 Sealing: IP66/67 AWG: 22-18 (0.37 - 0.75 mm²) / 28-24 (0.25 - 0.10 mm²)





12 POSITIONS
10A / 160V
E type
Checkmate™

Style: E type Plug **Number of Contacts: 12** **Contact Size: 1.0mm**
Sealing: IP66/67 **AWG: 22-18 (0.37 - 0.75 mm²) / 28-24 (0.25 - 0.10 mm²)**

Contacts



Machined Contacts

CHART 1

Crimp Contacts, Machined

Part Number	Pin/Socket	AWG	mm ²	Plating
SC000035	Pin	22-18	0.37 - 0.75	Gold
SC000146	Pin	28-24	0.10 - 0.25	Gold
SC000044	Socket	22-18	0.37 - 0.75	Gold
SC000030	Socket	28-24	0.10 - 0.25	Gold

Tools

Universal hand crimp tool. Uses universal positioner part no. SK2-2*
 Wire range 20-32AWG



AFM8

Universal hand crimp tool. Uses universal positioner part no. UH2-5*
 Wire range 12-26AWG



AF8

Pneumatic crimp tool. Uses universal positioner part no. SK2-2*
 Wire range 20-32AWG



WA22

Universal positioner is used with crimp tools AFM8 and WA22.
 Wire range 20-32AWG



SK2-2

Universal positioner is used with the universal hand crimp tool (AF8).
 Wire range 12-26AWG



UH2-5

Pneumatic crimp tool. Uses universal positioner part no. UH2-5*.
 Wire range 12-26AWG



WA27F

Extraction tool. Used for removal of 1.0mm contacts from inserts.



50-54931-1

* The universal positioner is not included with the crimp tools and must be ordered separately.

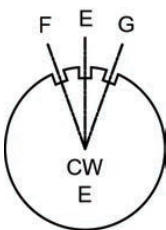
Connector Solutions M23 Elite Series

STEP 1

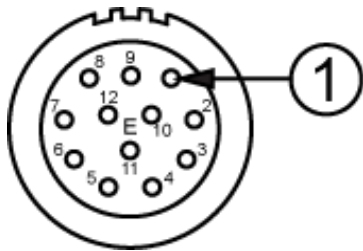
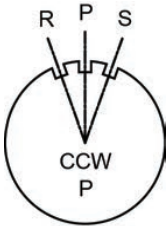
Choose Plug

STEP 2

Choose Receptacle



Standard connector parts mate "E" Plugs with "P" Receptacles, Mating parts use opposite contact types. *example: plug with pin contacts mates with a receptacle using socket contacts.* Other key code options available not listed here. Please call customer service for assistance when ordering F,G,R,S. See page 12 for connector configurations



Plugs

MA7CAE1200-S1
MA7CAE1200-S2
MA7CAE1200-S3

Receptacles

MA7RAP1201
MA7RAP1202

MA1LAP1200

MA1JAP1200

Receptacle Kits

MA1LAP1200-KIT
MA1LAP1200S-KIT

Plug Kits

MA7CAE1200-S1-KIT
MA7CAE1200S-S1-KIT
MA7CAE1200-S2-KIT
MA7CAE1200S-S2-KIT
MA7CAE1200-S3-KIT
MA7CAE1200S-S3-KIT

BULK CABLE starts

on page 23

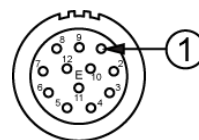
SEE TABLE ON NEXT PAGE FOR PART DETAILS

Cord Grips

(Required only for Receptacle Extension)



Part Number	Type	Cable Range (mm)	Figure Drawings
MA6CG-S1	Cord grip	4.5-7.5mm	6
MA6CG-S2	Cord grip	7.5-11.0mm	6
MA6CG-S3	Cord grip	11.0-15.0mm	6



12 POSITIONS
10A / 160V
E type
Threaded

Style: E type Plug **Number of Contacts: 12** **Contact Size: 1.0mm**
Sealing: IP66/67 **AWG: 22-18 (0.37 - 0.75 mm²) / 28-24 (0.25 - 0.10 mm²)**

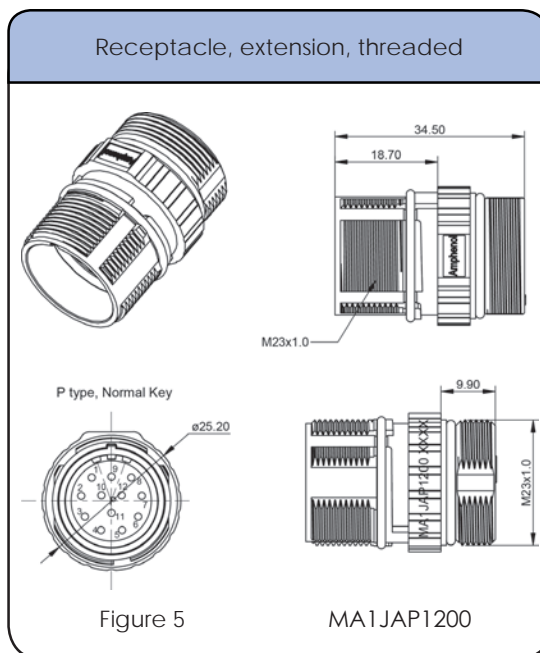
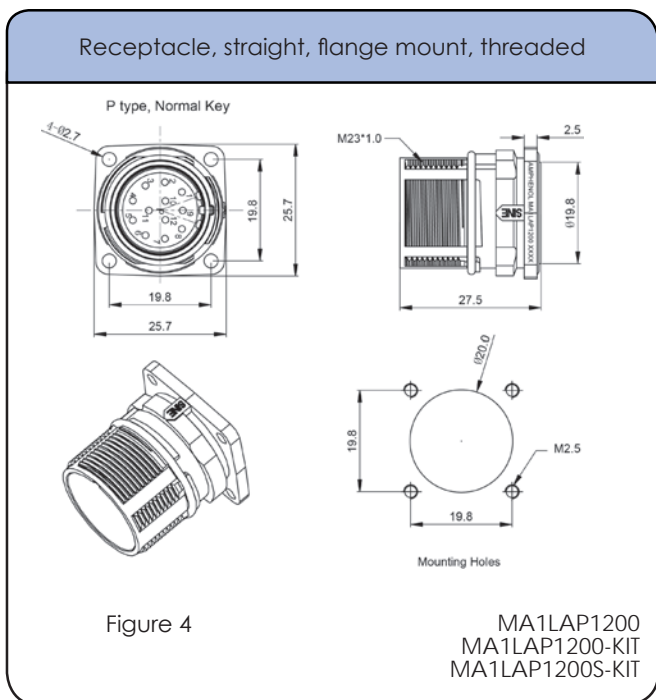
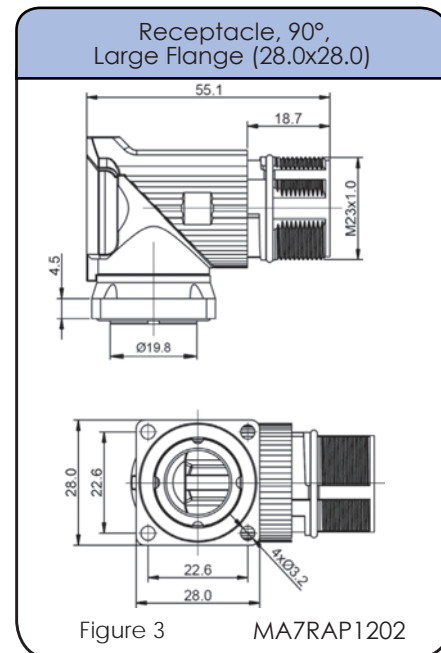
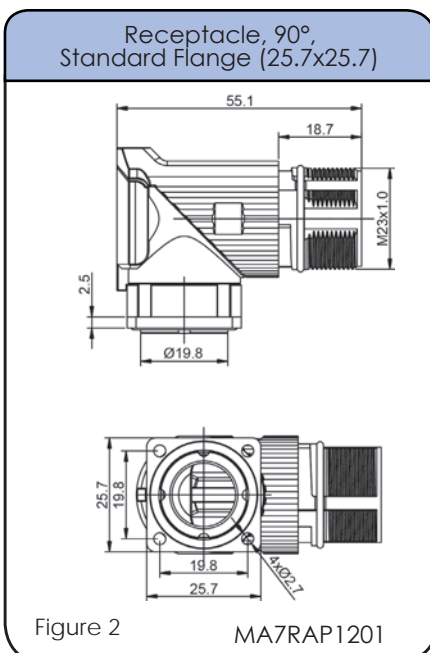
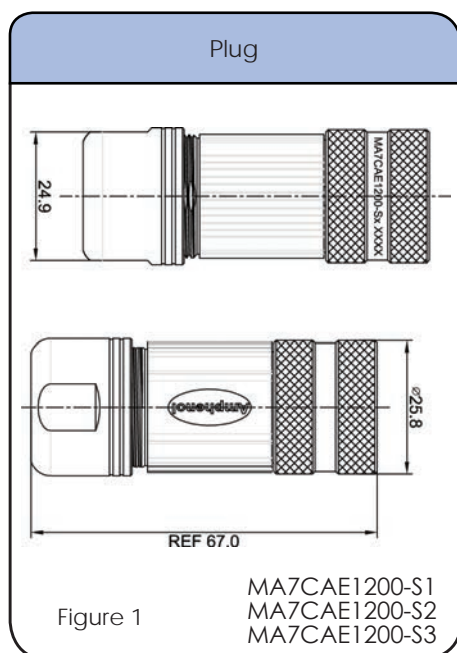
Connector Part Numbers

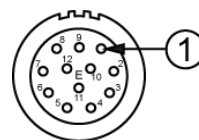
Part Number	Connector Type PLUGS	Style	Contact Type male = pin mates with female = socket ↓Mating Parts↓		Figure Drawings
MA7CAE1200-S1	Plug, straight, threaded 4.5-7.5mm cord grip	E	Pin	Socket	1
MA7CAE1200-S1-KIT	Plug kit, straight, threaded 4.5-7.5mm cord grip	E	Pin		1
MA7CAE1200S-S1-KIT	Plug kit, straight, threaded 4.5-7.5mm cord grip	E		Socket	1
MA7CAE1200-S2	Plug, straight, threaded 7.5-11mm cord grip	E	Pin	Socket	1
MA7CAE1200-S2-KIT	Plug kit, straight, threaded 7.5-11mm cord grip	E	Pin		1
MA7CAE1200S-S2-KIT	Plug kit, straight, threaded 7.5-11mm cord grip	E		Socket	1
MA7CAE1200-S3	Plug, straight, threaded 11-15mm cord grip	E	Pin	Socket	1
MA7CAE1200-S3-KIT	Plug kit, straight, threaded 11-15mm cord grip	E	Pin		1
MA7CAE1200S-S3-KIT	Plug kit, straight, threaded 11-15mm cord grip	E		Socket	1
RECEPTACLES			↑Mating Parts↑		
MA7RAP1201	Receptacle, 90° rotatable, threaded Standard Flange (25.7x25.7)	P	Socket	Pin	2
MA7RAP1202	Receptacle, 90° rotatable, threaded Large Flange (28.0x28.0)	P	Socket	Pin	3
MA1LAP1200*	Receptacle, straight, flange mount, threaded	P	Socket	Pin	4
MA1LAP1200-KIT*	Receptacle kit, straight, threaded, flange mount. Kit includes contacts.	P		Pin	4
MA1LAP1200S-KIT*	Receptacle kit, straight, threaded, flange mount. Kit includes contacts.	P	Socket		4
MA1JAP1200*	Receptacle extension, threaded	P	Socket	Pin	5
↑ Contacts supplied separately see Chart 1 page 39					

*Standard Series receptacles are offered here as additional options for mating with Elite Series plugs.
See Assembly Instructions starting on page 240

Complete datasheets can be found at www.amphenol-sine.com

Style: E type Plug Number of Contacts: 12 Contact Size: 1.0mm
 Sealing: IP66/67 AWG: 22-18 (0.37 - 0.75 mm²) / 28-24 (0.25 - 0.10 mm²)





12 POSITIONS
10A / 160V
E type
Threaded

Style: E type Plug **Number of Contacts: 12** **Contact Size: 1.0mm**
Sealing: IP66/67 **AWG: 22-18 (0.37 - 0.75 mm²) / 28-24 (0.25 - 0.10 mm²)**

Cord Grips

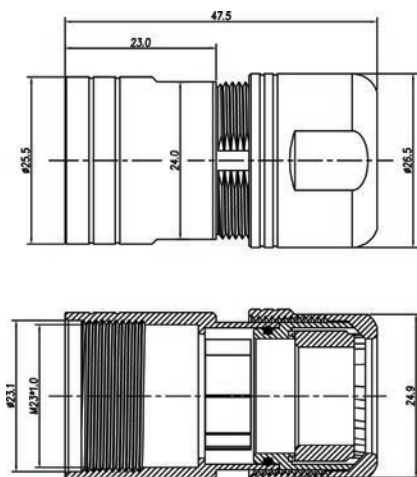


Figure 6

MA6CG-S1
MA6CG-S2
MA6CG-S3



CHART 1

Crimp Contacts, Machined

Part Number	Pin/Socket	AWG	mm ²	Plating
SC000035	Pin	22-18	0.37 - 0.75	Gold
SC000146	Pin	28-24	0.10 - 0.25	Gold
SC000044	Socket	22-18	0.37 - 0.75	Gold
SC000030	Socket	28-24	0.10 - 0.25	Gold

Tools

Universal hand crimp tool. Uses universal positioner part no. SK2-2*
Wire range 20-32AWG



AFM8

Universal hand crimp tool. Uses universal positioner part no. UH2-5*
Wire range 12-26AWG



AF8

Pneumatic crimp tool. Uses universal positioner part no. SK2-2*
Wire range 20-32AWG



WA22

Universal positioner is used with crimp tools AFM8 and WA22.
Wire range 20-32AWG



SK2-2

Universal positioner is used with the universal hand crimp tool (AF8).
Wire range 12-26AWG



UH2-5

Pneumatic crimp tool. Uses universal positioner part no. UH2-5*.
Wire range 12-26AWG



WA27F

Extraction tool. Used for removal of 1.0mm contacts from inserts.

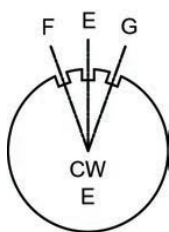


50-54931-1

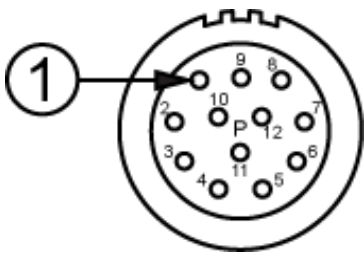
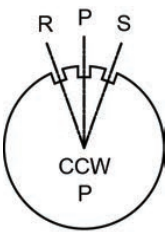
* The universal positioner is not included with the crimp tools and must be ordered separately.

Connector Solutions M23 Elite Series

STEP 1 Choose Plug



Standard connector parts mate “E” Plugs with “P” Receptacles, Mating parts use opposite contact types. *example: plug with pin contacts mates with a receptacle using socket contacts.*
Other key code options available not listed here. Please call customer service for assistance when ordering F,G,R,S. See page 12 for connector configurations



STEP 2 Choose Receptacle

Plugs



Receptacles



Receptacle Kits



Plug Kits



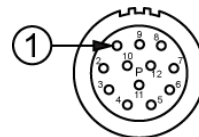
**BULK CABLE starts
on page 23**

SEE TABLE ON NEXT PAGE FOR PART DETAILS

Cord Grips (Required only for Receptacle Extension)



Part Number	Type	Cable Range (mm)	Figure Drawings
MA6CG-S1	Cord grip	4.5-7.5mm	6
MA6CG-S2	Cord grip	7.5-11.0mm	6
MA6CG-S3	Cord grip	11.0-15.0mm	6



12 POSITIONS
10A / 160V
P type
Checkmate™

Style: P type Plug **Number of Contacts: 12** **Contact Size: 1.0mm**
Sealing: IP66/67 **AWG: 22-18 (0.37 - 0.75 mm²) / 28-24 (0.25 - 0.10 mm²)**



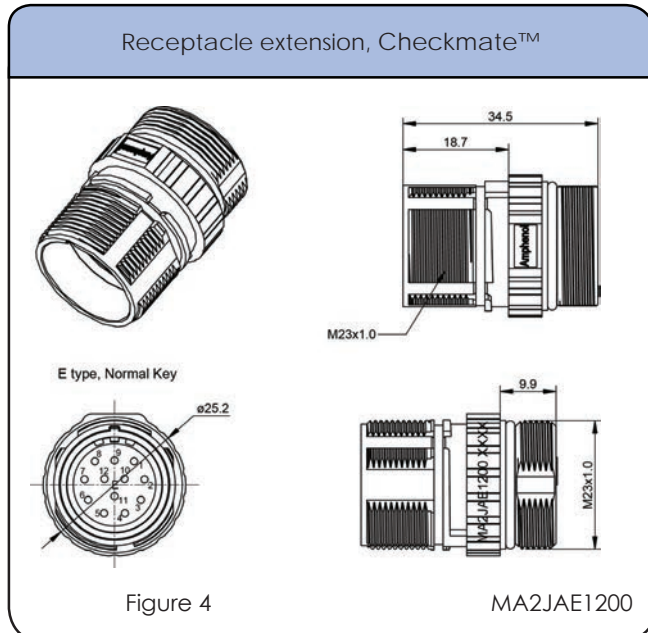
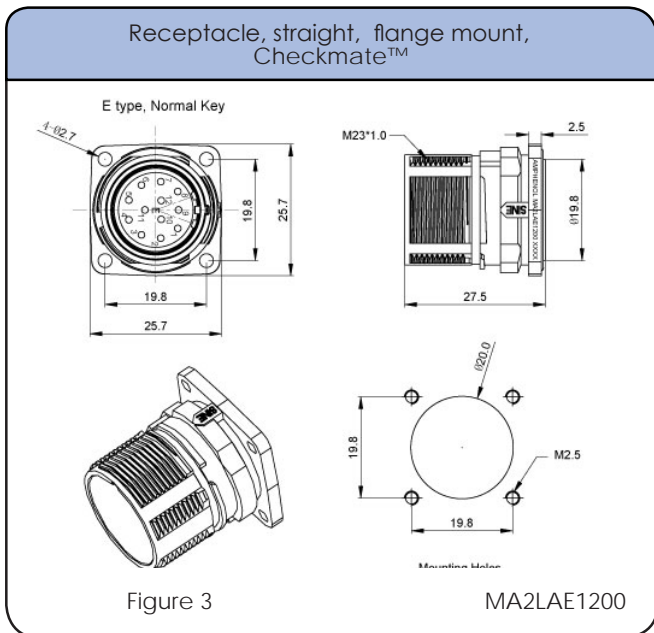
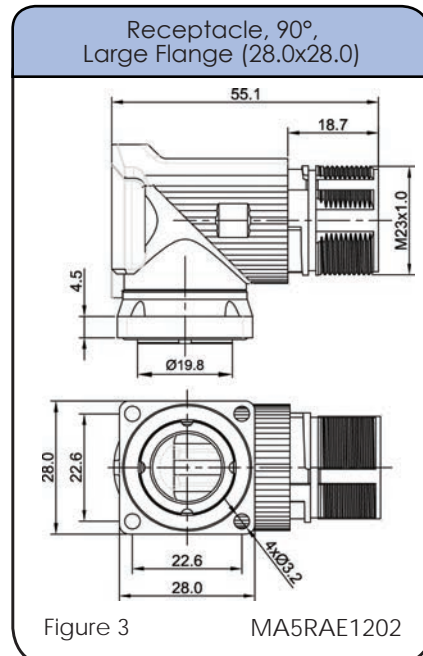
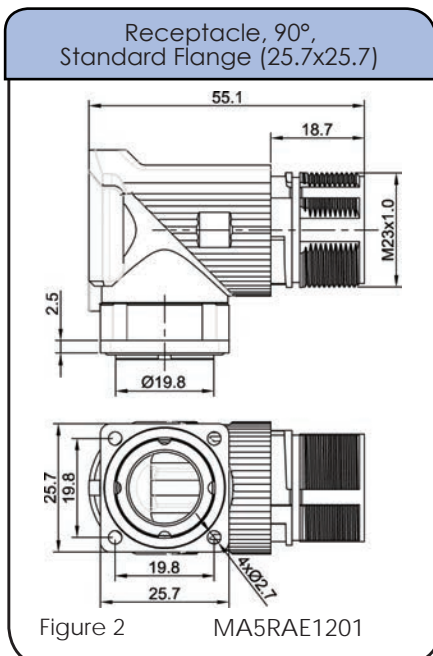
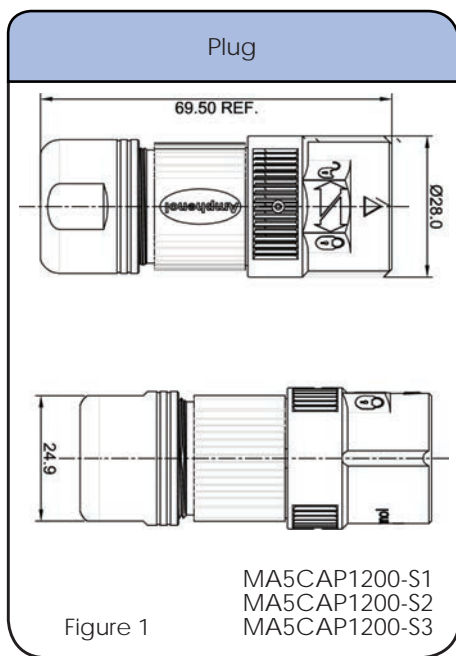
Connector Part Numbers

Part Number	Connector Type PLUGS	Style	Contact Type male = pin mates with female = socket ↓ Mating Parts ↓		Figure Drawings
MA5CAP1200-S1	Plug, straight, Checkmate™ 4.5-7.5mm cord grip	P	Pin	Socket	1
MA5CAP1200-S1-KIT	Plug kit, straight, Checkmate™ 4.5-7.5mm cord grip	P	Pin		1
MA5CAP1200S-S1-KIT	Plug kit, straight, Checkmate™ 4.5-7.5mm cord grip	P		Socket	1
MA5CAP1200-S2	Plug, straight, Checkmate™ 7.5-11mm cord grip	P	Pin	Socket	1
MA5CAP1200-S2-KIT	Plug, straight, Checkmate™ 7.5-11mm cord grip	P	Pin		1
MA5CAP1200S-S2-KIT	Plug, straight, Checkmate™ 7.5-11mm cord grip	P		Socket	1
MA5CAP1200-S3	Plug, straight, Checkmate™ 11-15mm cord grip	P	Pin	Socket	1
MA5CAP1200-S3-KIT	Plug kit, straight, Checkmate™ 11-15mm cord grip	P	Pin		1
MA5CAP1200S-S3-KIT	Plug kit, straight, Checkmate™ 11-15mm cord grip	P		Socket	1
RECEPTACLES			↑ Mating Parts ↑		
MA5RAE1201	Receptacle, 90° rotatable, Checkmate™ Standard Flange (25.7x25.7)	E	Socket	Pin	2
MA5RAE1202	Receptacle, 90° rotatable, Checkmate™ Large Flange (28.0x28.0)	E	Socket	Pin	2
MA2LAE1200*	Receptacle, straight, flange mount, Checkmate™	E	Socket	Pin	3
MA2LAE1200-KIT*	Receptacle kit, straight, flange mount, Checkmate™	E		Pin	3
MA2LAE1200S-KIT*	Receptacle kit, straight, flange mount, Checkmate™	E	Socket		3
MA2JAE1200*	Receptacle extension, Checkmate™	E	Socket	Pin	4
↑ Contacts supplied separately see Chart 1 page 43					

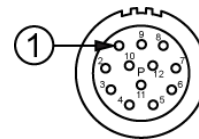
*Standard Series receptacles are offered here as additional options for mating with Elite Series plugs.
See Assembly Instructions starting on page 240

Complete datasheets can be found at www.amphenol-sine.com

Style: P type Plug Number of Contacts: 12 Contact Size: 1.0mm
 Sealing: IP66/67 AWG: 22-18 (0.37 - 0.75 mm²) / 28-24 (0.25 - 0.10 mm²)



Complete datasheets can be found at www.amphenol-sine.com



12 POSITIONS
10A / 160V
P type
Checkmate™

Style: P type Plug **Number of Contacts: 12** **Contact Size: 1.0mm**
Sealing: IP66/67 **AWG: 22-18 (0.37 - 0.75 mm²) / 28-24 (0.25 - 0.10 mm²)**

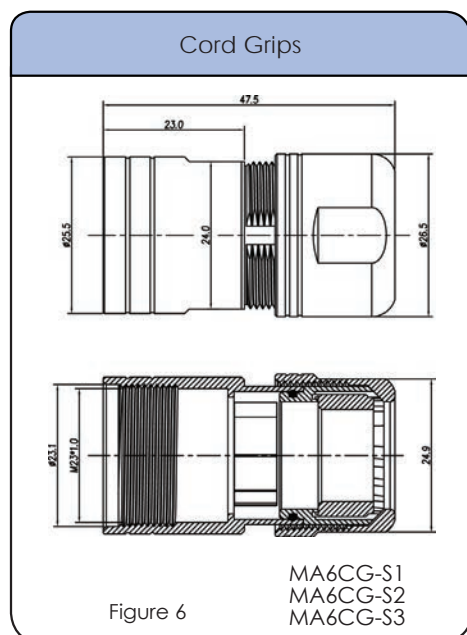


CHART 1

Crimp Contacts, Machined

Part Number	Pin/Socket	AWG	mm ²	Plating
SC000035	Pin	22-18	0.37 - 0.75	Gold
SC000146	Pin	28-24	0.10 - 0.25	Gold
SC000044	Socket	22-18	0.37 - 0.75	Gold
SC000030	Socket	28-24	0.10 - 0.25	Gold

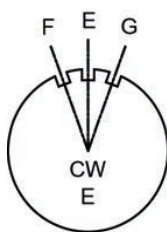
Tools



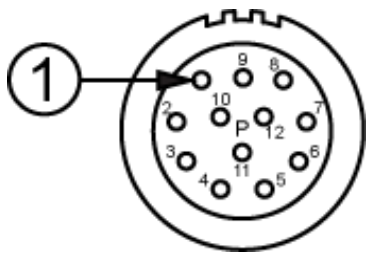
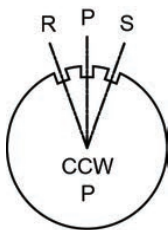
* The universal positioner is not included with the crimp tools and must be ordered separately.

Connector Solutions M23 Elite Series

STEP 1 Choose Plug



Standard connector parts mate “E” Plugs with “P” Receptacles, Mating parts use opposite contact types. *example: plug with pin contacts mates with a receptacle using socket contacts.*
Other key code options available not listed here. Please call customer service for assistance when ordering F,G,R,S. See page 12 for connector configurations



STEP 2 Choose Receptacle

Plugs



Receptacles



Receptacle Kit



Plug Kits



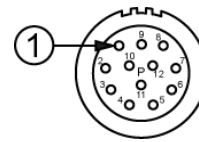
**BULK CABLE starts
on page 23**

SEE TABLE ON NEXT PAGE FOR PART DETAILS

Cord Grips (Required only for Receptacle Extension)



Part Number	Type	Cable Range (mm)	Figure Drawings
MA6CG-S1	Cord grip	4.5-7.5mm	6
MA6CG-S2	Cord grip	7.5-11.0mm	6
MA6CG-S3	Cord grip	11.0-15.0mm	6



12 POSITIONS
10A / 160V
P type
Threaded

Style: P type Plug **Number of Contacts: 12** **Contact Size: 1.0mm**
Sealing: IP66/67 **AWG: 18-22 (0.37 - 0.75 mm²) / 28-24 (0.25 - 0.10 mm²)**

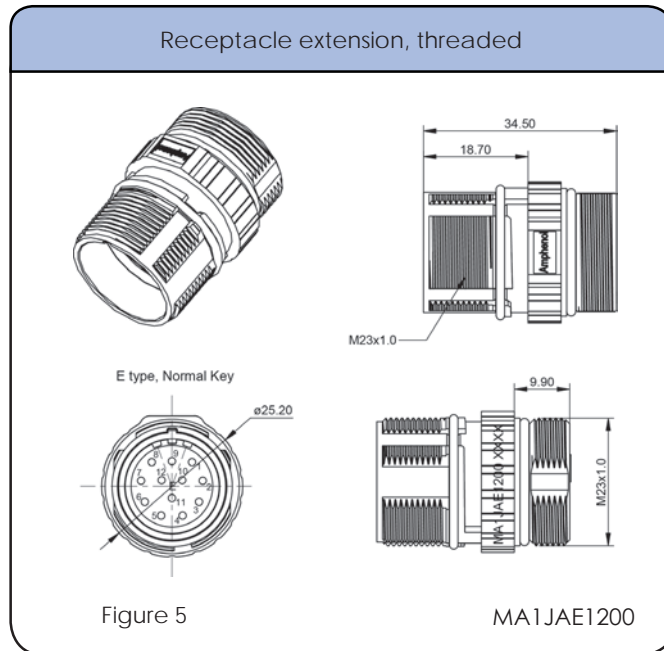
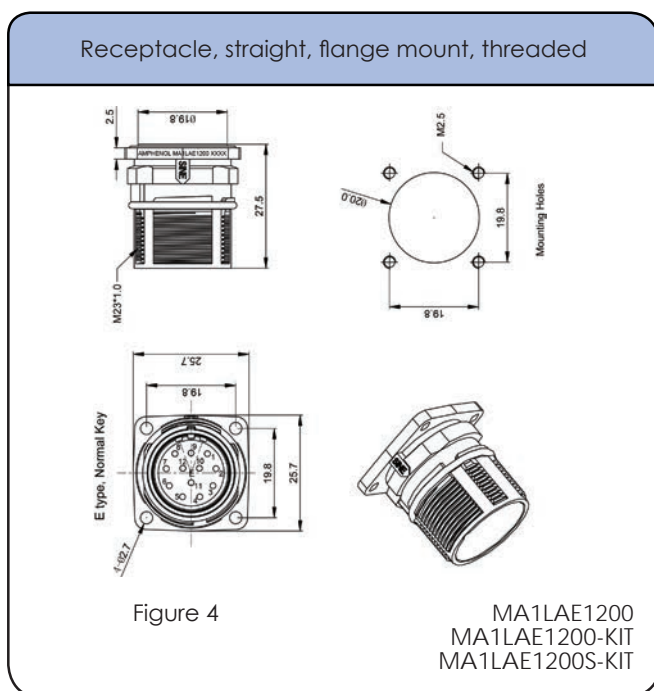
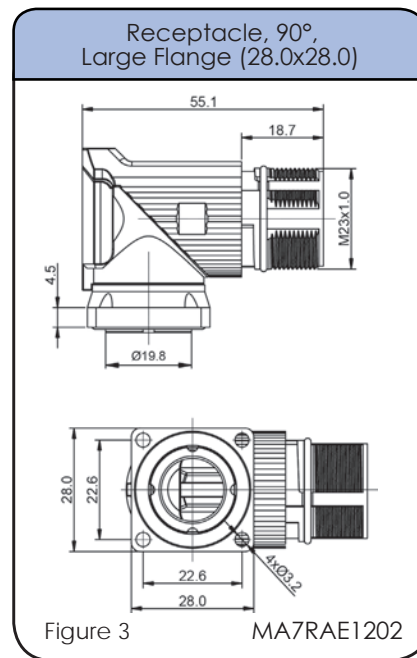
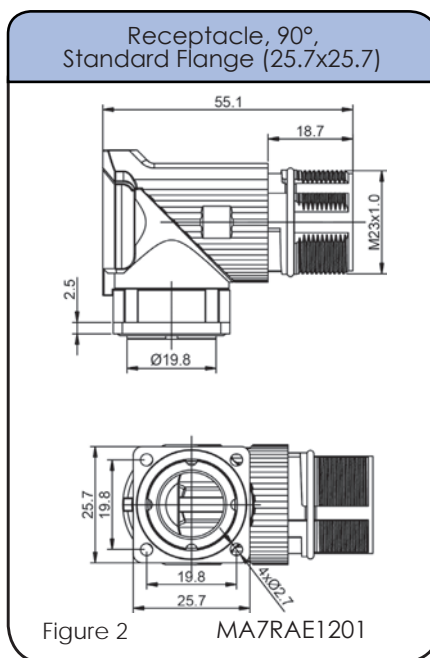
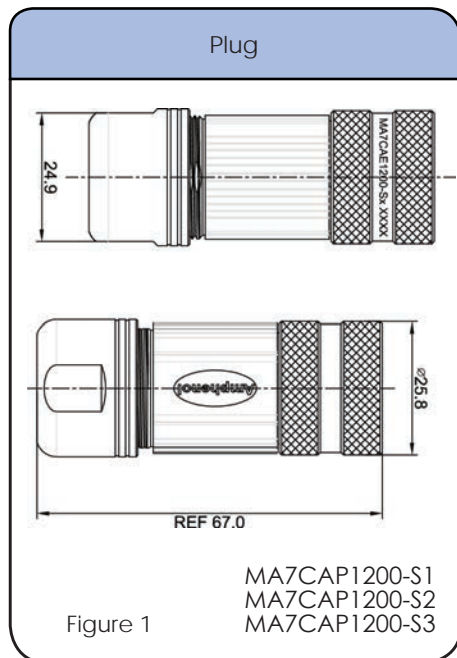
Connector Part Numbers

Part Number	Connector Type PLUGS	Style	Contact Type male = pin mates with female = socket ↓Mating Parts↓		Figure Drawings
MA7CAP1200-S1	Plug, straight, threaded 4.5-7.5mm cord grip	P	Pin	Socket	1
MA7CAP1200-S1-KIT	Plug kit, straight, threaded 4.5-7.5mm cord grip	P	Pin		1
MA7CAP1200S-S1-KIT	Plug kit, straight, threaded 4.5-7.5mm cord grip	P		Socket	1
MA7CAP1200-S2	Plug, straight, threaded 7.5-11mm cord grip	P	Pin	Socket	1
MA7CAP1200-S2-KIT	Plug kit, straight, threaded 7.5-11mm cord grip	P	Pin		1
MA7CAP1200S-S2-KIT	Plug kit, straight, threaded 7.5-11mm cord grip	P		Socket	1
MA7CAP1200-S3	Plug, straight, threaded 11-15mm cord grip	P	Pin	Socket	1
MA7CAP1200-S3-KIT	Plug kit, straight, threaded 11-15mm cord grip	P	Pin		1
MA7CAP1200S-S3-KIT	Plug kit, straight, threaded 11-15mm cord grip	P		Socket	1
RECEPTACLES			↑ Mating Parts ↑		
MA7RAE1201	Receptacle, 90° rotatable, threaded Standard Flange (25.7x25.7)	E	Socket	Pin	2
MA7RAE1202	Receptacle, 90° rotatable, threaded Large Flange (28.0x28.0)	E	Socket	Pin	3
MA1LAE1200*	Receptacle, straight, flange mount, threaded	E	Socket	Pin	4
MA1LAE1200-KIT*	Receptacle kit, straight, threaded. Kit includes contacts.	E		Pin	4
MA1LAE1200S-KIT*	Receptacle kit, straight, threaded. Kit includes contacts.	E	Socket		4
MA1JAE1200*	Receptacle extension, threaded	E	Socket	Pin	5
↑ Contacts supplied separately see Chart 1 page 47					

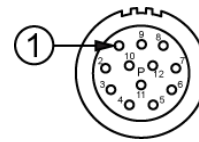
*Standard Series receptacles are offered here as additional options for mating with Elite Series plugs.
 See Assembly Instructions starting on page 240

Complete datasheets can be found at www.amphenol-sine.com

Style: P type Plug Number of Contacts: 12 Contact Size: 1.0mm
 Sealing: IP66/67 AWG: 18-22 (0.37 - 0.75 mm²) / 28-24 (0.25 - 0.10 mm²)



Complete datasheets can be found at www.amphenol-sine.com



12 POSITIONS
10A / 160V
P type
Threaded

Style: P type Plug **Number of Contacts: 12** **Contact Size: 1.0mm**
Sealing: IP66/67 **AWG: 18-22 (0.37 - 0.75 mm²) / 28-24 (0.25 - 0.10 mm²)**

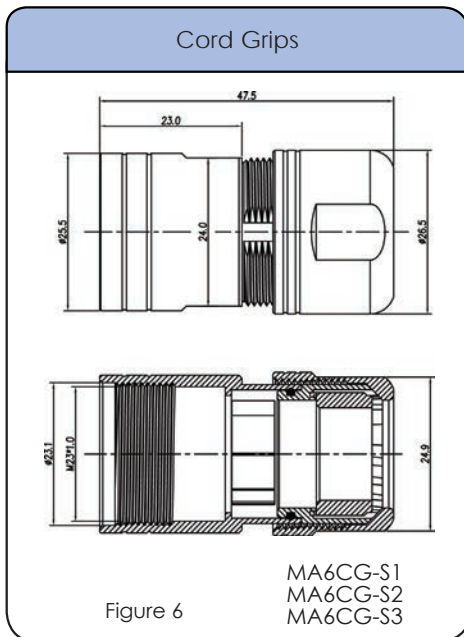


CHART 1

Crimp Contacts, Machined

Part Number	Pin/Socket	AWG	mm ²	Plating
SC000035	Pin	22-18	0.37 - 0.75	Gold
SC000146	Pin	28-24	0.10 - 0.25	Gold
SC000044	Socket	22-18	0.37 - 0.75	Gold
SC000030	Socket	28-24	0.10 - 0.25	Gold

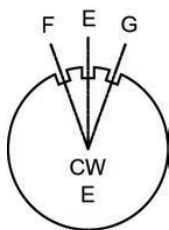
Tools



* The universal positioner is not included with the crimp tools and must be ordered separately.

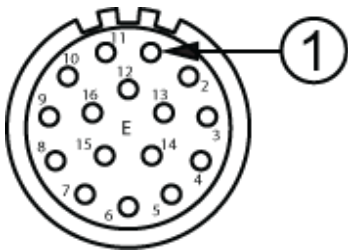
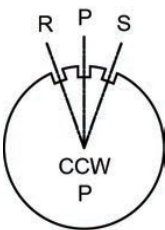
Connector Solutions M23 Elite Series

STEP 1 Choose Plug



Standard connector parts mate “E” Plugs with “P” Receptacles, Mating parts use opposite contact types. *example: plug with pin contacts mates with a receptacle using socket contacts.*
Other key code options available not listed here. Please call customer service for assistance when ordering F,G,R,S. See page 12 for connector configurations

STEP 2 Choose Receptacle



Plugs



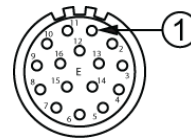
Cord Grips



Receptacles



SEE TABLE ON NEXT PAGE FOR PART DETAILS



16 POSITIONS
9A / 125V
E type
Checkmate™

Style: E type Plug **Number of Contacts: 16** **Contact Size: 1.0mm**
Sealing: IP66/67 **AWG: 22-18 (0.37 - 0.75 mm²) / 28-24 (0.25 - 0.10 mm²)**



Connector Part Numbers

Part Number	Connector Type PLUGS	Style	Contact Type male = pin mates with female = socket ↓Mating Parts↓		Figure Drawings
MA5CAE1600-S1	Plug, straight, Checkmate™ 4.5-7.5mm cord grip	E	Pin	Socket	1
MA5CAE1600-S2	Plug, straight, Checkmate™ 7.5-11mm cord grip	E	Pin	Socket	1
MA5CAE1600-S3	Plug, straight, Checkmate™ 11-15mm cord grip	E	Pin	Socket	1
RECEPTACLES			↑ Mating Parts ↓		
MA5RAP1601	Receptacle, 90° rotatable, Checkmate™ Standard Flange (25.7x25.7)	P	Socket	Pin	2
MA5RAP1602	Receptacle, 90° rotatable, Checkmate™ Large Flange (28.0x28.0)	P	Socket	Pin	3
MA2LAP1600*	Receptacle, straight, flange mount, Checkmate™	P	Socket	Pin	4
MA2JAP1600*	Receptacle extension, Checkmate™	P	Socket	Pin	5
↑ Contacts supplied separately see Chart 1 page 51					

Cord Grips (Required only for Receptacle Extension)

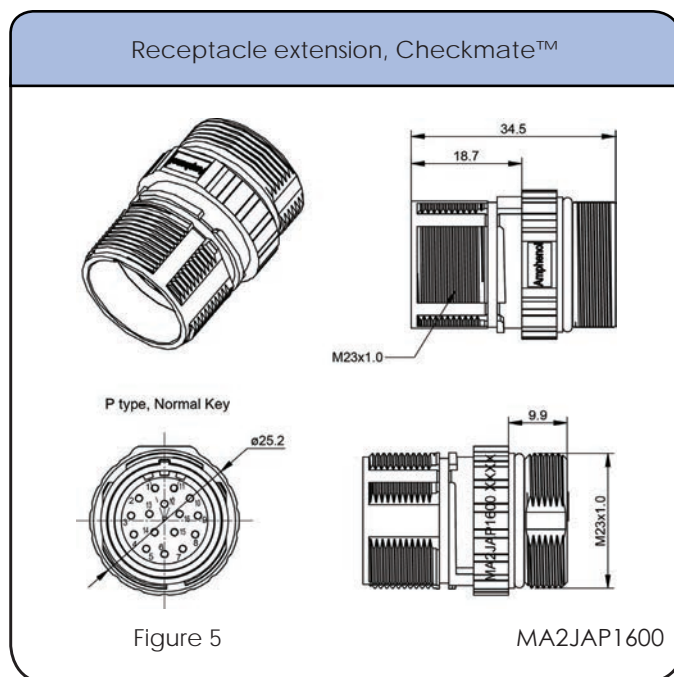
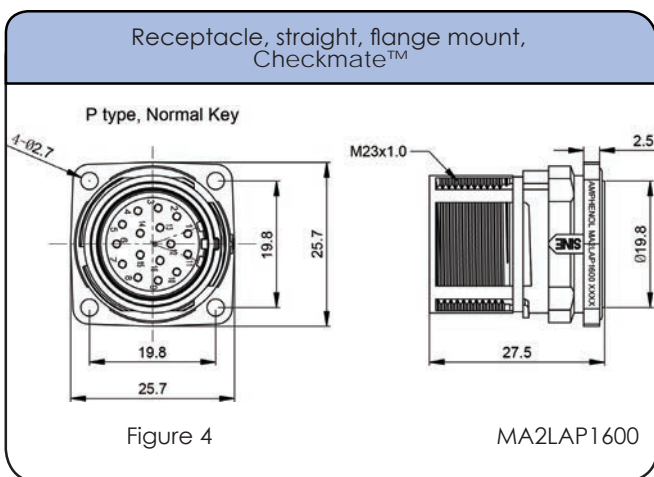
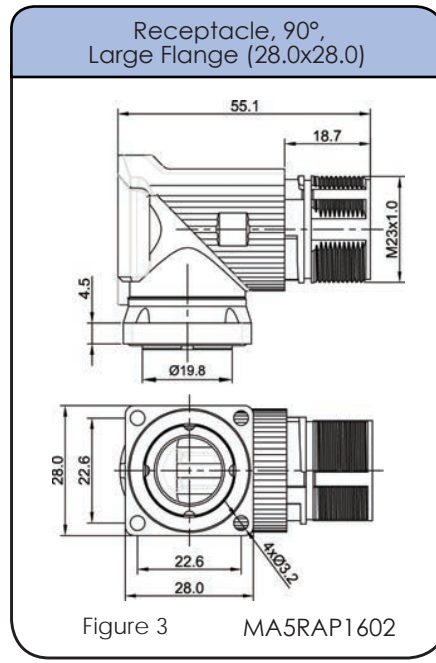
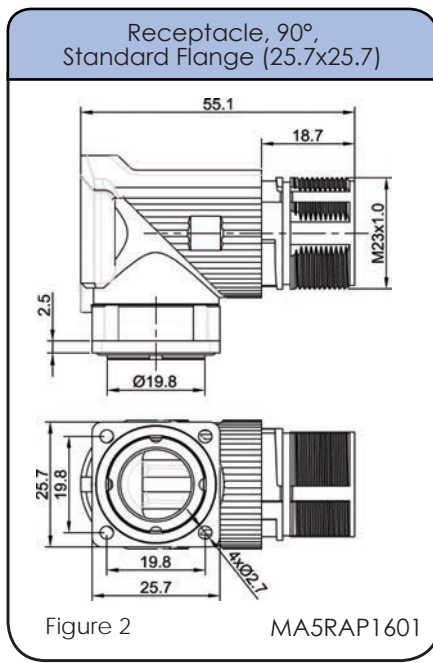
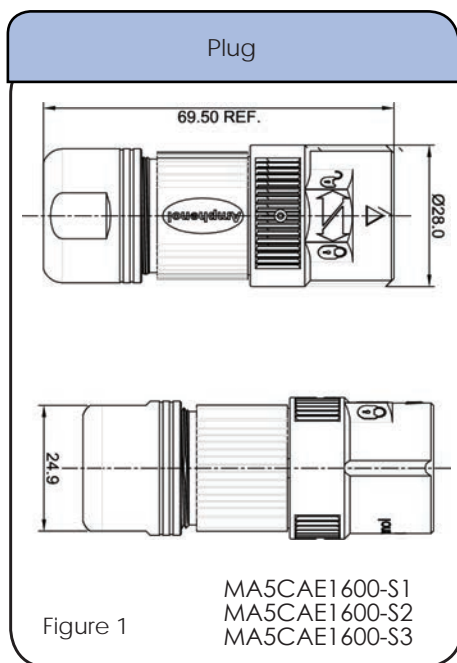
Part Number	Type	Cable Range (mm)	Figure Drawings
MA6CG-S1	Cord grip	4.5-7.5mm	6
MA6CG-S2	Cord grip	7.5-11.0mm	6
MA6CG-S3	Cord grip	11.0-15.0mm	6

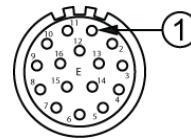
*Standard Series receptacles are offered here as additional options for mating with Elite Series plugs.
 See Assembly Instructions starting on page 240

BULK CABLE starts on page 23

Complete datasheets can be found at www.amphenol-sine.com

Style: E type Plug Number of Contacts: 16 Contact Size: 1.0mm
 Sealing: IP66/67 AWG: 22-18 (0.37 - 0.75 mm²) / 28-24 (0.25 - 0.10 mm²)





16 POSITIONS
9A / 125V
E type
Checkmate™

Style: E type Plug **Number of Contacts: 16** **Contact Size: 1.0mm**
Sealing: IP66/67 **AWG: 22-18 (0.37 - 0.75 mm²) / 28-24 (0.25 - 0.10 mm²)**

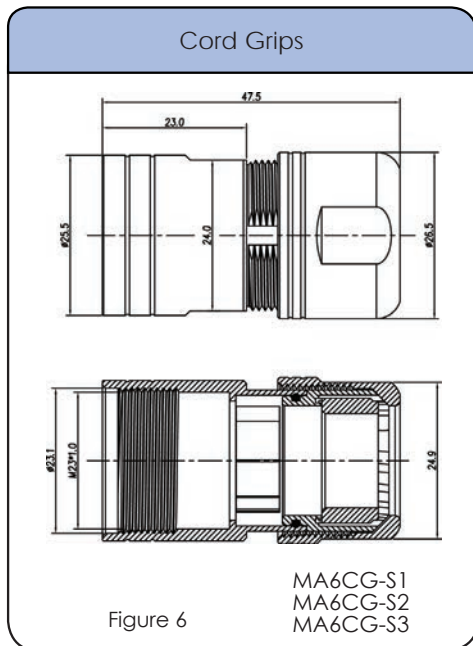


CHART 1

Crimp Contacts, Machined

Part Number	Pin/Socket	AWG	mm ²	Plating
SC000035	Pin	22-18	0.37 - 0.75	Gold
SC000146	Pin	28-24	0.10 - 0.25	Gold
SC000044	Socket	22-18	0.37 - 0.75	Gold
SC000030	Socket	28-24	0.10 - 0.25	Gold

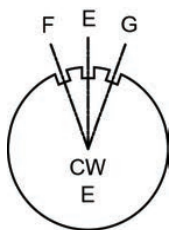
Tools



* The universal positioner is not included with the crimp tools and must be ordered separately.

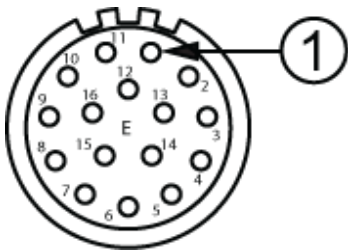
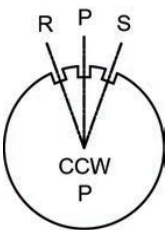
Connector Solutions M23 Elite Series

STEP 1 Choose Plug



Standard connector parts mate “E” Plugs with “P” Receptacles, Mating parts use opposite contact types. *example: plug with pin contacts mates with a receptacle using socket contacts.* Other key code options available not listed here. Please call customer service for assistance when ordering F,G,R,S. See page 12 for connector configurations

STEP 2 Choose Receptacle



Plugs



Cord Grips



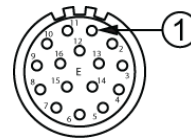
Receptacles



Receptacle Kit



SEE TABLE ON NEXT PAGE FOR PART DETAILS



16 POSITIONS
9A / 125V
E type
Threaded

Style: E type Plug **Number of Contacts: 16** **Contact Size: 1.0mm**
Sealing: IP66/67 **AWG: 22-18 (0.37 - 0.75 mm²) / 28-24 (0.25 - 0.10 mm²)**

Connector Part Numbers

Part Number	Connector Type PLUGS	Style	Contact Type male = pin mates with female = socket ↓Mating Parts↓		Figure Drawings
MA7CAE1600-S1	Plug, straight, threaded 4.5-7.5mm cord grip	E	Pin	Socket	1
MA7CAE1600-S2	Plug, straight, threaded 7.5-11mm cord grip	E	Pin	Socket	1
MA7CAE1600-S3	Plug, straight, threaded 11-15mm cord grip	E	Pin	Socket	1
RECEPTACLES			↑ Mating Parts ↑		
MA7RAP1601	Receptacle, 90° rotatable, threaded Standard Flange (25.7x25.7)	P	Socket	Pin	2
MA7RAP1602	Receptacle, 90° rotatable, threaded Large Flange (28.0x28.0)	P	Socket	Pin	3
MA1LAP1600*	Receptacle, straight, flange mount, threaded	P	Socket	Pin	4
MA1LAP1600-KIT*	Receptacle kit, threaded. Kit includes contacts.	P		Pin	4
MA1LAP1600S-KIT*	Receptacle kit, threaded. Kit includes contacts.	P	Socket		4
MA1JAP1600*	Receptacle extension, threaded	P	Socket	Pin	5
↑ Contacts supplied separately see Chart 1 page 55					

Cord Grips (Required only for Receptacle Extension)

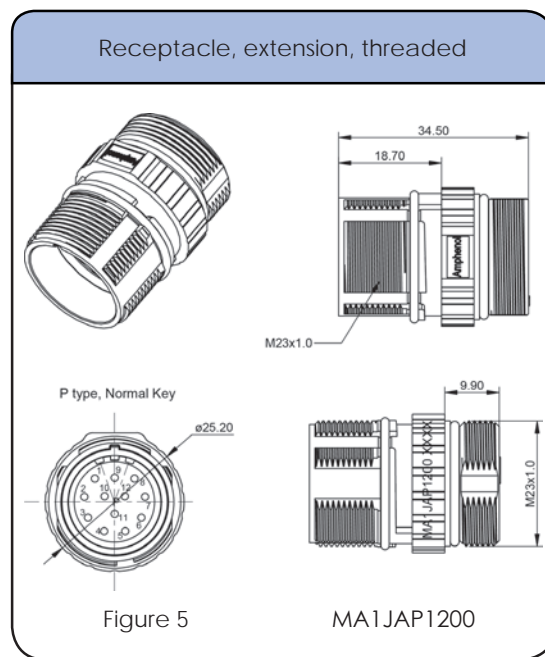
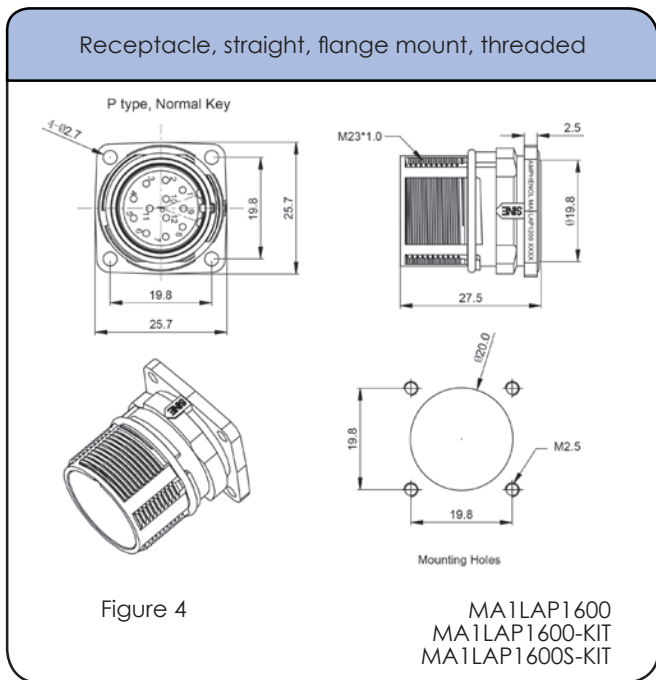
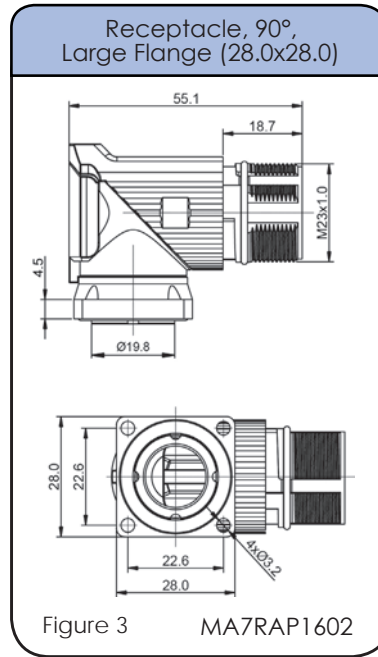
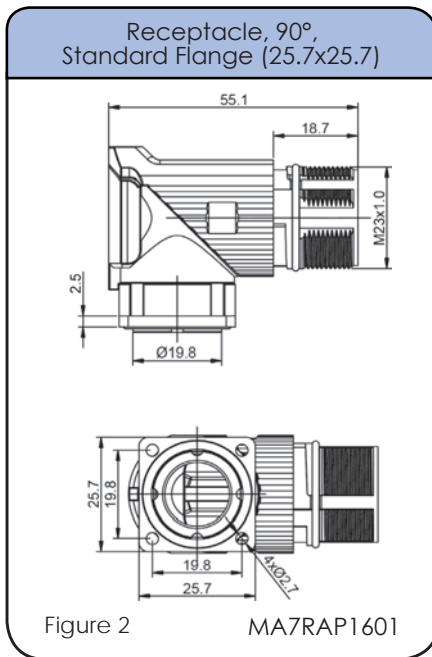
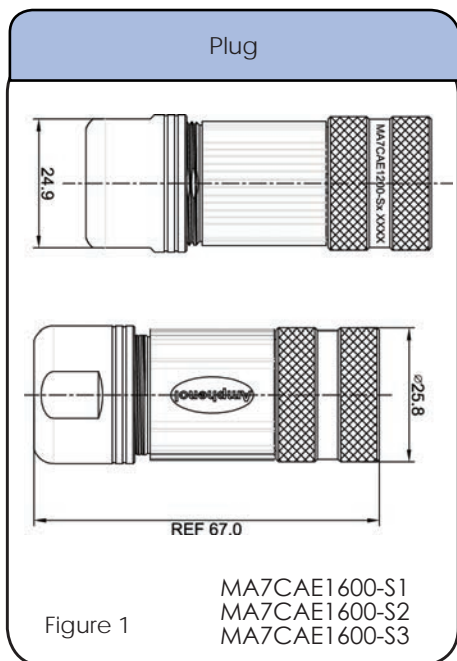
Part Number	Type	Cable Range (mm)	Figure Drawings
MA6CG-S1	Cord grip	4.5-7.5mm	6
MA6CG-S2	Cord grip	7.5-11.0mm	6
MA6CG-S3	Cord grip	11.0-15.0mm	6

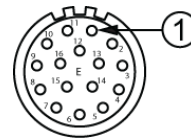
*Standard Series receptacles are offered here as additional options for mating with Elite Series plugs.
See Assembly Instructions starting on page 240

BULK CABLE starts on page 23

Complete datasheets can be found at www.amphenol-sine.com

Style: E type Plug Number of Contacts: 16 Contact Size: 1.0mm
 Sealing: IP66/67 AWG: 22-18 (0.37 - 0.75 mm²) / 28-24 (0.25 - 0.10 mm²)





16 POSITIONS
9A / 125V
E type
Threaded

Style: E type Plug **Number of Contacts: 16** **Contact Size: 1.0mm**
Sealing: IP66/67 **AWG: 22-18 (0.37 - 0.75 mm²) / 28-24 (0.25 - 0.10 mm²)**

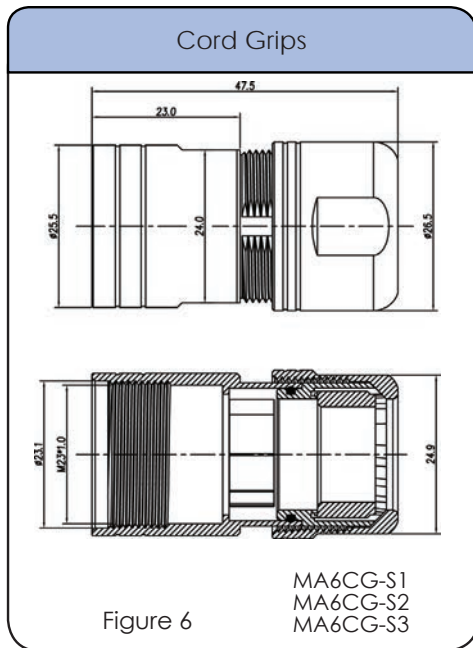


CHART 1

Crimp Contacts, Machined

Part Number	Pin/Socket	AWG	mm ²	Plating
SC000035	Pin	22-18	0.37 - 0.75	Gold
SC000146	Pin	28-24	0.10 - 0.25	Gold
SC000044	Socket	22-18	0.37 - 0.75	Gold
SC000030	Socket	28-24	0.10 - 0.25	Gold

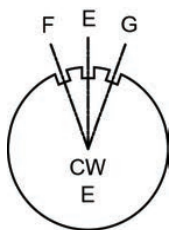


* The universal positioner is not included with the crimp tools and must be ordered separately.

Connector Solutions M23 Elite Series

STEP 1

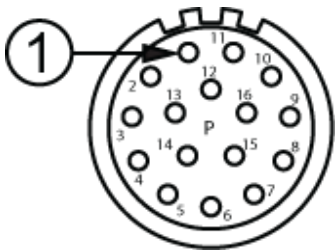
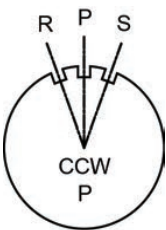
Choose Plug



Standard connector parts mate “E” Plugs with “P” Receptacles, Mating parts use opposite contact types. *example: plug with pin contacts mates with a receptacle using socket contacts.* Other key code options available not listed here. Please call customer service for assistance when ordering F,G,R,S. See page 12 for connector configurations

STEP 2

Choose Receptacle



Plugs



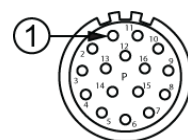
Receptacles



Cord Grips



SEE TABLE ON NEXT PAGE FOR PART DETAILS



16 POSITIONS
9A / 125V
P type
Checkmate™

Style: P type Plug **Number of Contacts: 16** **Contact Size: 1.0mm**
Sealing: IP66/67 **AWG: 22-18 (0.37 - 0.75 mm²) / 28-24 (0.25 - 0.10 mm²)**



Connector Part Numbers

Part Number	Connector Type PLUGS	Style	Contact Type male = pin mates with female = socket ↓Mating Parts↓		Figure Drawings
MA5CAP1600-S1	Plug, straight, Checkmate™ 4.5-7.5mm cord grip	P	Socket	Socket	1
MA5CAP1600-S2	Plug, straight, Checkmate™ 7.5-11mm cord grip	P	Socket	Socket	1
MA5CAP1600-S3	Plug, straight, Checkmate™ 11-15mm cord grip	P	Socket	Socket	1
RECEPTACLES			↑ Mating Parts ↓		
MA5RAE1601	Receptacle, 90° rotatable, Checkmate™ Standard Flange (25.7x25.7)	E	Socket	Pin	2
MA5RAE1602	Receptacle, 90° rotatable, Checkmate™ Large Flange (28.0x28.0)	E	Socket	Pin	3
MA2LAE1600*	Receptacle, straight, flange mount, Checkmate™	E	Socket	Pin	4
MA2JAE1600*	Receptacle extension, Checkmate™	E	Socket	Pin	5
↑ Contacts supplied separately see Chart 1 page 59					

Cord Grips (Required only for Receptacle Extension)

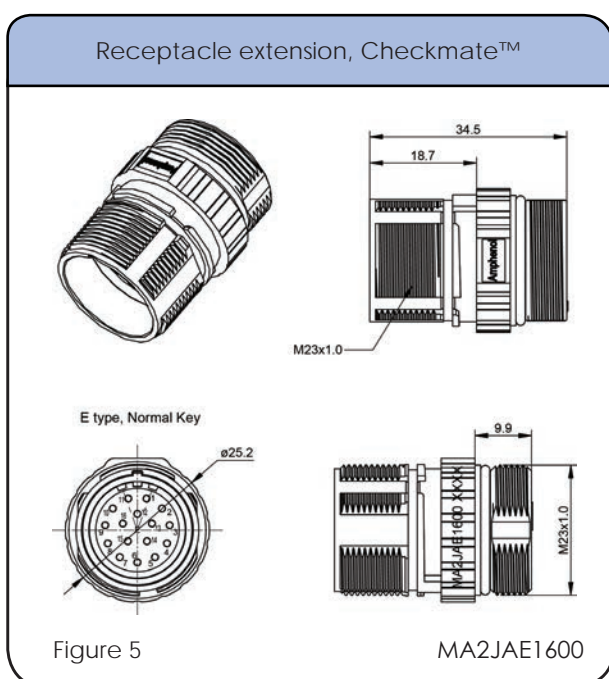
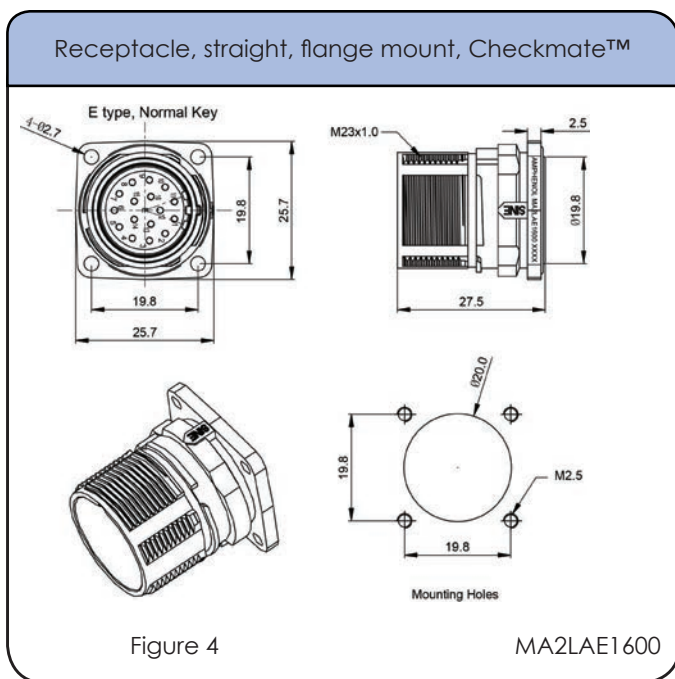
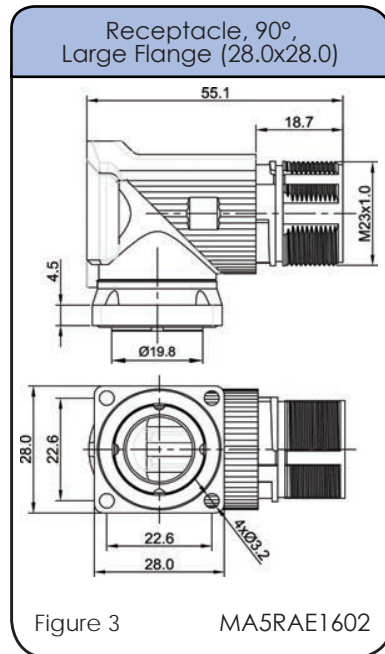
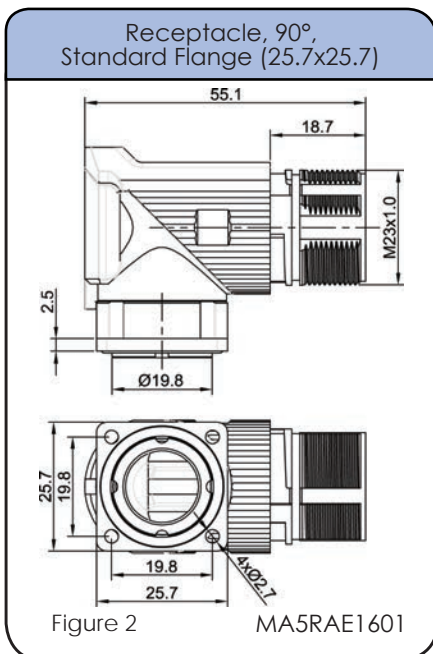
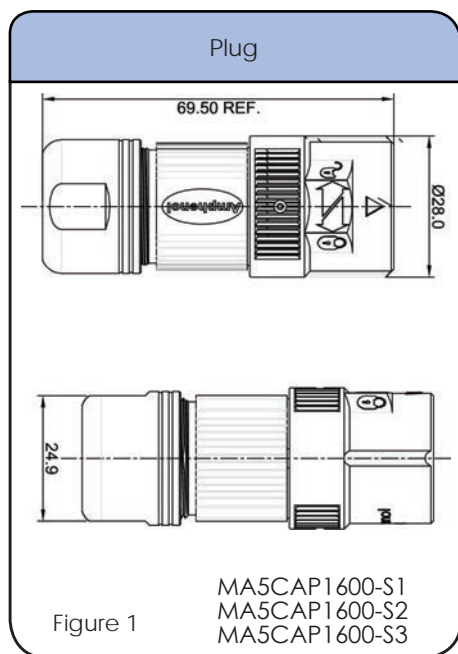
Part Number	Type	Cable Range (mm)	Figure Drawings
MA6CG-S1	Cord grip	4.5-7.5mm	6
MA6CG-S2	Cord grip	7.5-11.0mm	6
MA6CG-S3	Cord grip	11.0-15.0mm	6

*Standard Series receptacles are offered here as additional options for mating with Elite Series plugs.
 See Assembly Instructions starting on page 240

BULK CABLE starts on page 23

Complete datasheets can be found at www.amphenol-sine.com

Style: P type Plug Number of Contacts: 16 Contact Size: 1.0mm
 Sealing: IP66/67 AWG: 22-18 (0.37 - 0.75 mm²) / 28-24 (0.25 - 0.10 mm²)



Style: P type Plug **Number of Contacts: 16** **Contact Size: 1.0mm**
Sealing: IP66/67 **AWG: 22-18 (0.37 - 0.75 mm²) / 28-24 (0.25 - 0.10 mm²)**

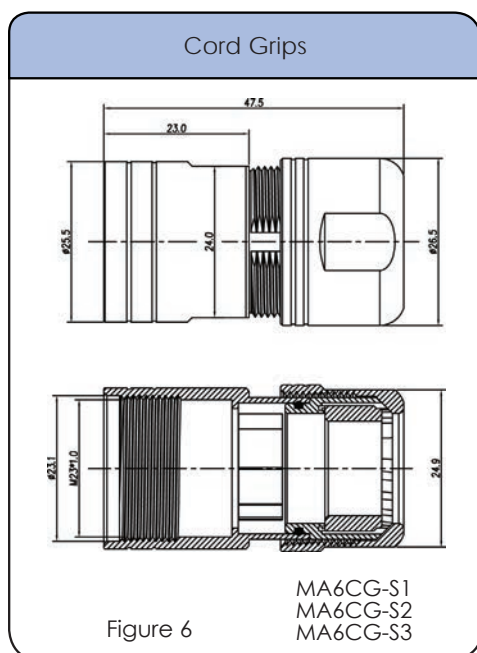


CHART 1

Crimp Contacts, Machined

Part Number	Pin/Socket	AWG	mm ²	Plating
SC000035	Pin	22-18	0.37 - 0.75	Gold
SC000146	Pin	28-24	0.10 - 0.25	Gold
SC000044	Socket	22-18	0.37 - 0.75	Gold
SC000030	Socket	28-24	0.10 - 0.25	Gold

Tools

Universal hand crimp tool. Uses
universal positioner part no. SK-2*
Wire range 20-32AWG



AFM8

Universal hand crimp tool. Uses
universal positioner part no. UH2-5*
Wire range 12-26AWG



AF8

Pneumatic crimp tool. Uses
universal positioner part no. SK2-2*
Wire range 20-32AWG



WA22

Universal positioner is used with
crimp tools AFM8 and WA22.
Wire range 20-32AWG



SK2-2

Universal positioner is used with the universal hand crimp tool (AF8).
Wire range 12-26AWG



UH2-5

Pneumatic crimp tool. Uses universal positioner part no. UH2-5*. Wire range 12-26AWG



WA27F

Extraction tool. Used for removal of 1.0mm contacts from inserts.

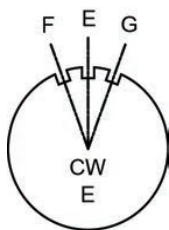


50-54931-1

* The universal positioner is not included with the crimp tools and must be ordered separately.

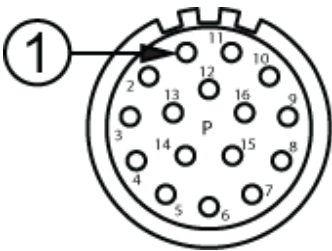
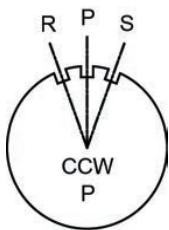
Connector Solutions M23 Elite Series

STEP 1 Choose Plug



Standard connector parts mate “E”
Plugs with “P” Receptacles, Mating
parts use opposite contact types.
*example: plug with pin contacts
mates with a receptacle using socket
contacts.*
Other key code options available
not listed here. Please call customer
service for assistance when ordering
F,G,R,S. See page 12 for connector
configurations

STEP 2 Choose Receptacle



Plugs



Cord Grips



Receptacles

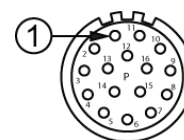


Receptacle Kit



MA1LAE1600-KIT
MA1LAE1600S-KIT

SEE TABLE ON NEXT PAGE FOR PART DETAILS



16 POSITIONS
9A / 125V
P type
Threaded

Style: P type Plug **Number of Contacts: 16** **Contact Size: 1.0mm**
Sealing: IP66/67 **AWG: 22-18 (0.37 - 0.39 mm²) / 28-24 (0.25 - 0.10 mm²)**

Connector Part Numbers

Part Number	Connector Type PLUGS	Style	Contact Type male = pin mates with female = socket ↓Mating Parts↓		Figure Drawings
MA7CAP1600-S1	Plug, straight, threaded 4.5-7.5mm cord grip	P	Pin	Socket	1
MA7CAP1600-S2	Plug, straight, threaded 7.5-11mm cord grip	P	Pin	Socket	1
MA7CAP1600-S3	Plug, straight, threaded 11-15mm cord grip	P	Pin	Socket	1
RECEPTACLES			↑ Mating Parts ↑		
MA7RAE1601	Receptacle, 90° rotatable, threaded Standard Flange (25.7x25.7)	E	Socket	Pin	2
MA7RAE1602	Receptacle, 90° rotatable, threaded Large Flange (28.0x28.0)	E	Socket	Pin	3
MA1LAE1600*	Receptacle, straight, flange mount, threaded	E	Socket	Pin	4
MA1LAE1600-KIT*	Receptacle kit, straight, threaded. Kit includes contacts.	E		Pin	4
MA1LAE1600S-KIT*	Receptacle kit, straight, threaded. Kit includes contacts.	E	Socket		4
MA1JAE1600*	Receptacle extension, threaded	E	Socket	Pin	5
↑ Contacts supplied separately see Chart 1 page 63					

Cord Grips (Required only for Receptacle Extension)

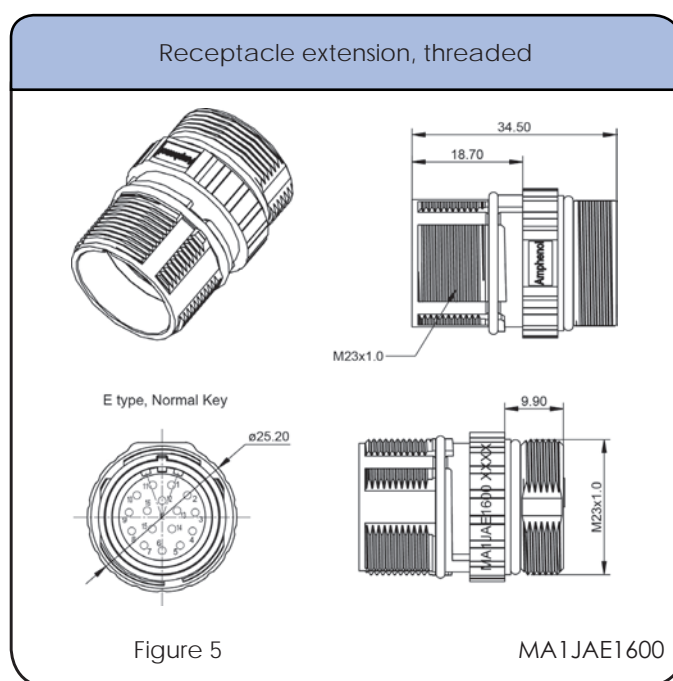
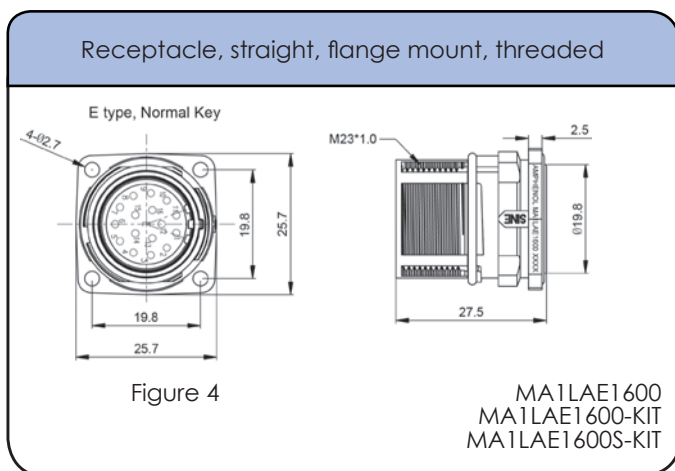
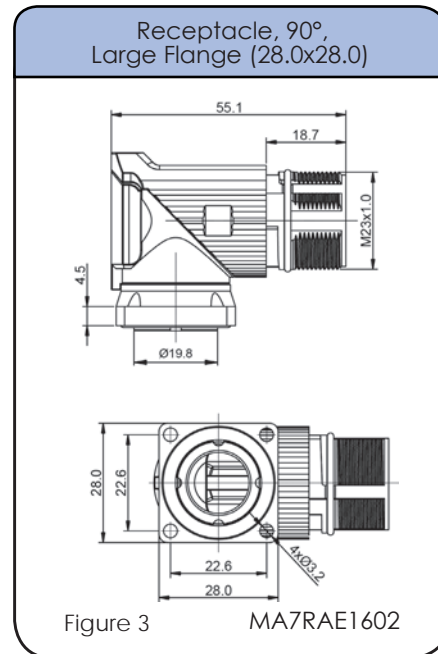
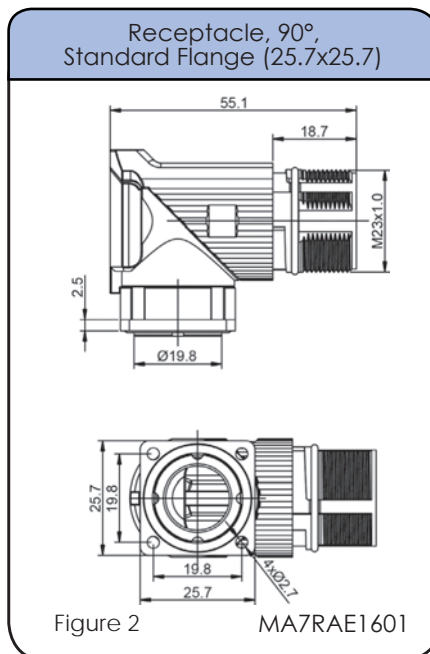
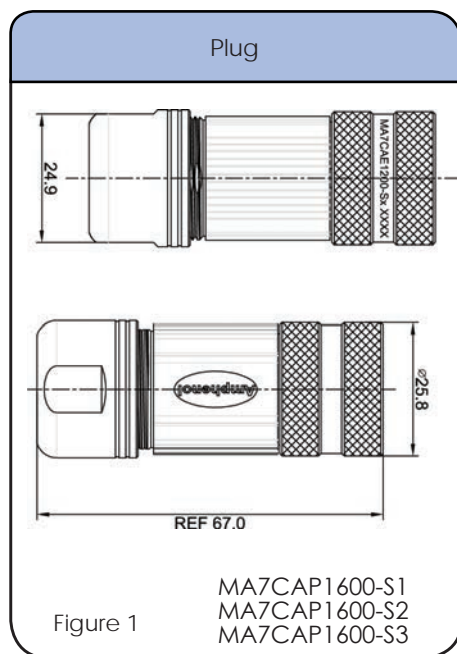
Part Number	Type	Cable Range (mm)	Figure Drawings
MA6CG-S1	Cord grip	4.5-7.5mm	6
MA6CG-S2	Cord grip	7.5-11.0mm	6
MA6CG-S3	Cord grip	11.0-15.0mm	6

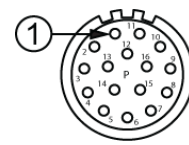
*Standard Series receptacles are offered here as additional options for mating with Elite Series plugs.
 See Assembly Instructions starting on page 240

BULK CABLE starts on page 23

Complete datasheets can be found at www.amphenol-sine.com

Style: P type Plug Number of Contacts: 16 Contact Size: 1.0mm
 Sealing: IP66/67 AWG: 22-18 (0.37 - 0.75 mm²) / 28-24 (0.25 - 0.10 mm²)





16 POSITIONS
9A / 125V
P type
Threaded

Style: P type Plug **Number of Contacts: 16** **Contact Size: 1.0mm**
Sealing: IP66/67 **AWG: 22-18 (0.37 - 0.75 mm²) / 28-24 (0.25 - 0.10 mm²)**

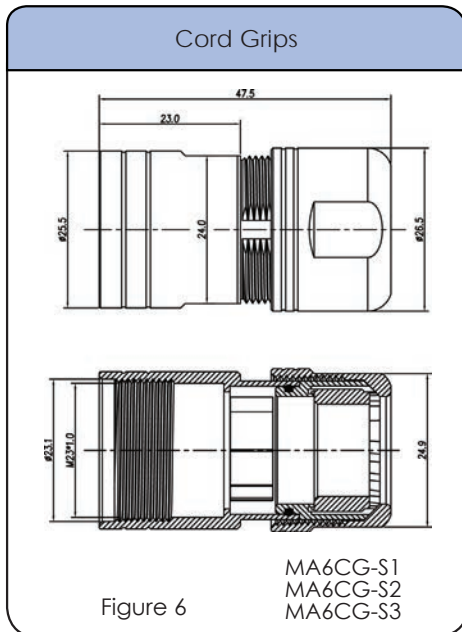


CHART 1 Crimp Contacts, Machined

Part Number	PIn/Socket	AWG	mm ²	Plating
SC000035	Pin	22-18	0.37 - 0.75	Gold
SC000146	Pin	28-24	0.10 - 0.25	Gold
SC000044	Socket	22-18	0.37 - 0.75	Gold
SC000030	Socket	28-24	0.10 - 0.25	Gold

Tools

Universal hand crimp tool. Uses universal positioner part no. SK2-2*
 Wire range 20-32AWG

AFM8

Universal hand crimp tool. Uses universal positioner part no. UH2-5*
 Wire range 12-26AWG

AF8

Pneumatic crimp tool. Uses universal positioner part no. SK2-2*
 Wire range 20-32AWG

WA22

Universal positioner is used with crimp tools AFM8 and WA22.
 Wire range 20-32AWG

SK2-2

Universal positioner is used with the universal hand crimp tool (AF8).
 Wire range 12-26AWG

UH2-5

Pneumatic crimp tool. Uses universal positioner part no. UH2-5*.
 Wire range 12-26AWG

WA27F

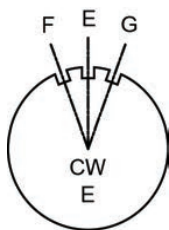
Extraction tool. Used for removal of 1.0mm contacts from inserts.

50-54931-1

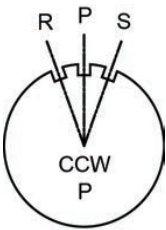
* The universal positioner is not included with the crimp tools and must be ordered separately.

Connector Solutions M23 Elite Series

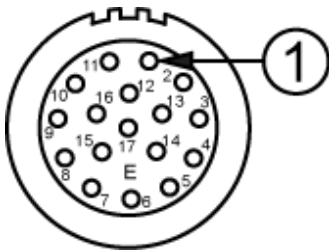
STEP 1 Choose Plug



Standard connector parts mate “E” Plugs with “P” Receptacles, Mating parts use opposite contact types. *example: plug with pin contacts mates with a receptacle using socket contacts.* Other key code options available not listed here. Please call customer service for assistance when ordering F,G,R,S. See page 12 for connector configurations



STEP 2 Choose Receptacle



Plugs



Receptacles



Receptacles Kits



Plug Kits

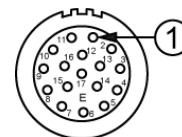


**BULK CABLE starts
on page 23**

Cord Grips (Required only for Receptacle Extension)



Part Number	Type	Cable Range (mm)	Figure Drawings
MA6CG-S1	Cord grip	4.5-7.5mm	6
MA6CG-S2	Cord grip	7.5-11.0mm	6
MA6CG-S3	Cord grip	11.0-15.0mm	6



17 POSITIONS
9A / 125V
E type
Checkmate™

Style: E type Plug **Number of Contacts: 17** **Contact Size: 1.0mm**
Sealing: IP66/67 **AWG: 22-18 (0.37 - 0.75 mm²) / 28-24 (0.25 - 0.10 mm²)**



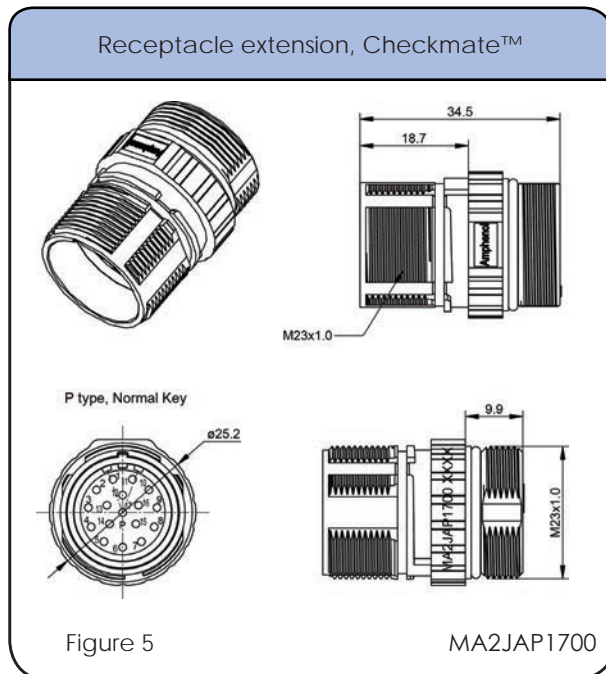
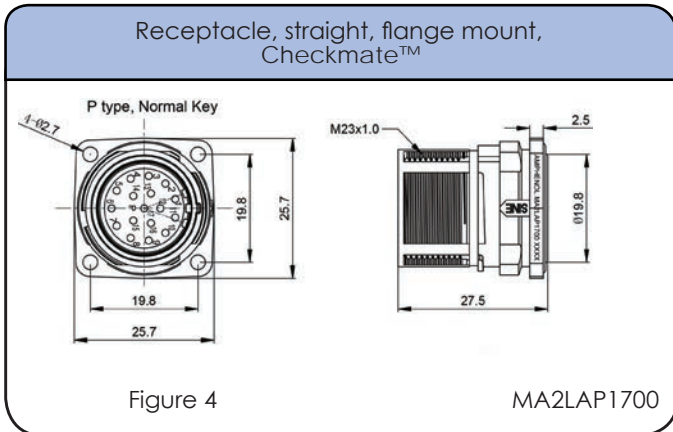
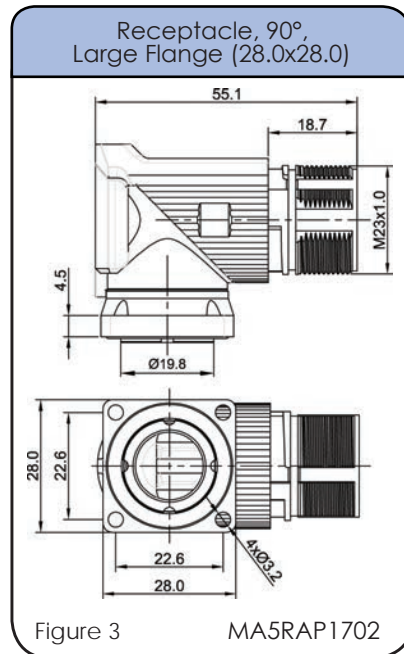
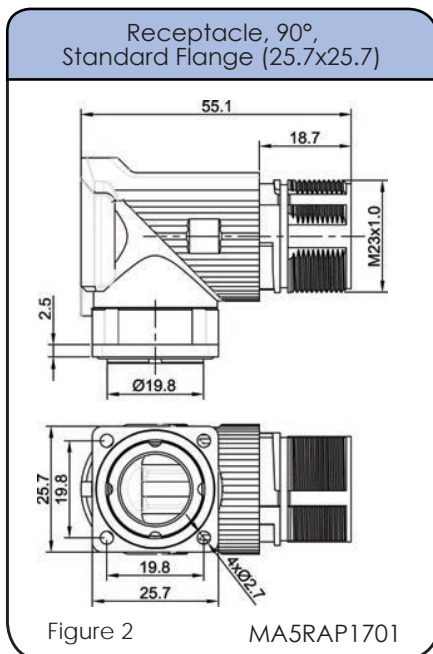
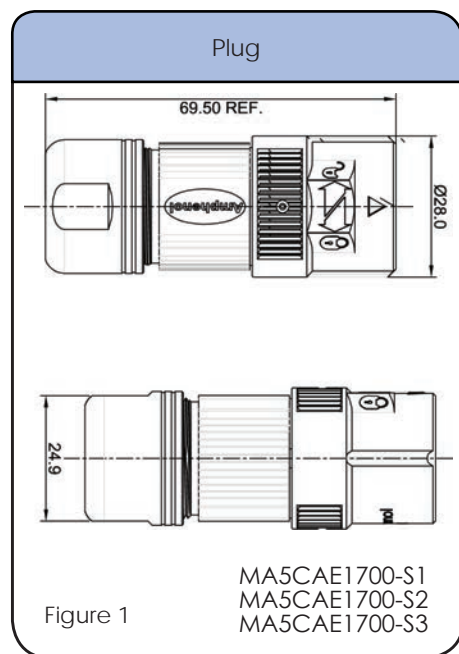
Connector Part Numbers

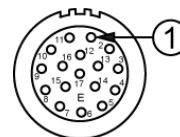
Part Number	Connector Type PLUGS	Style	Contact Type male = pin mates with female = socket ↓Mating Parts↓		Figure Drawings
MA5CAE1700-S1	Plug, straight, Checkmate™ 4.5-7.5mm cord grip	E	Pin	Socket	1
MA5CAE1700-S1-KIT	Plug kit, straight, Checkmate™ 4.5-7.5mm cord grip	E	Pin		1
MA5CAE1700S-S1-KIT	Plug kit, straight, Checkmate™ 4.5-7.5mm cord grip	E		Socket	1
MA5CAE1700-S2	Plug, straight, Checkmate™ 7.5-11mm cord grip	E	Pin	Socket	1
MA5CAE1700-S2-KIT	Plug kit, straight, Checkmate™ 7.5-11mm cord grip	E	Pin		1
MA5CAE1700S-S2-KIT	Plug kit, straight, Checkmate™ 7.5-11mm cord grip	E		Socket	1
MA5CAE1700-S3	Plug, straight, Checkmate™ 11-15mm cord grip	E	Pin	Socket	1
MA5CAE1700-S3-KIT	Plug kit, straight, Checkmate™ 11-15mm cord grip	E	Pin		1
MA5CAE1700S-S3-KIT	Plug kit, straight, Checkmate™ 11-15mm cord grip	E		Socket	1
RECEPTACLES			↑ Mating Parts ↑		
MA5RAP1701	Receptacle, 90° rotatable, Checkmate™ Standard Flange (25.7x25.7)	P	Socket	Pin	2
MA5RAP1702	Receptacle, 90° rotatable, Checkmate™ Large Flange (28.0x28.0)	P	Socket	Pin	3
MA2LAP1700*	Receptacle, straight, flange mount Checkmate™	P	Socket	Pin	4
MA2LAP1700-KIT*	Receptacle kit, straight, flange mount Checkmate™	P		Pin	4
MA2LAP1700S-KIT*	Receptacle kit, straight, flange mount Checkmate™	P	Socket		4
MA2JAP1700*	Receptacle extension, Checkmate™	P	Socket	Pin	5
↑ Contacts supplied separately see Chart 1 page 67					

*Standard Series receptacles are offered here as additional options for mating with Elite Series plugs.
See Assembly Instructions starting on page 240

Complete datasheets can be found at www.amphenol-sine.com

Style: E type Plug Number of Contacts: 17 Contact Size: 1.0mm
 Sealing: IP66/67 AWG: 22-18 (0.37 - 0.75 mm²) / 28-24 (0.25 - 0.10 mm²)





17 POSITIONS
9A / 125V
E type
Checkmate™

Style: E type Plug **Number of Contacts: 17** **Contact Size: 1.0mm**
Sealing: IP66/67 **AWG: 22-18 (0.37 - 0.75 mm²) / 28-24 (0.25 - 0.10 mm²)**

Cord Grips

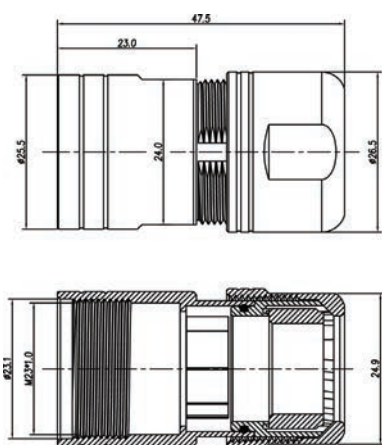


Figure 6

MA6CG-S1
MA6CG-S2
MA6CG-S3



CHART 1

Crimp Contacts, Machined

Part Number	Pin/Socket	AWG	mm ²	Plating
SC000035	Pin	22-18	0.37 - 0.75	Gold
SC000146	Pin	28-24	0.10 - 0.25	Gold
SC000044	Socket	22-18	0.37 - 0.75	Gold
SC000030	Socket	28-24	0.10 - 0.25	Gold

Tools

Universal hand crimp tool. Uses universal positioner part no. SK2-2*
Wire range 20-32AWG



AFM8

Universal hand crimp tool. Uses universal positioner part no. UH2-5*
Wire range 12-26AWG



AF8

Pneumatic crimp tool. Uses universal positioner part no. SK2-2*
Wire range 20-32AWG



WA22

Universal positioner is used with crimp tools AFM8 and WA22.
Wire range 20-32AWG



SK2-2

Universal positioner is used with the universal hand crimp tool (AF8).
Wire range 12-26AWG



UH2-5

Pneumatic crimp tool. Uses universal positioner part no. UH2-5*.
Wire range 12-26AWG



WA27F

Extraction tool. Used for removal of 1.0mm contacts from inserts.

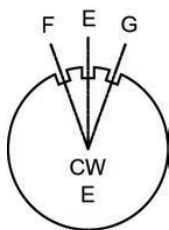


50-54931-1

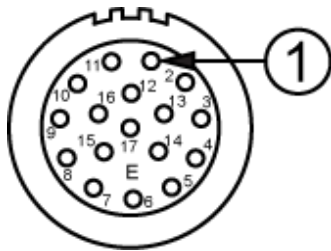
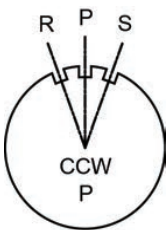
* The universal positioner is not included with the crimp tools and must be ordered separately.

Connector Solutions M23 Elite Series

STEP 1 Choose Plug



Standard connector parts mate “E” Plugs with “P” Receptacles, Mating parts use opposite contact types. *example: plug with pin contacts mates with a receptacle using socket contacts.* Other key code options available not listed here. Please call customer service for assistance when ordering F,G,R,S. See page 12 for connector configurations



STEP 2 Choose Receptacle

Plugs




Receptacles



Receptacle Kits



Plug Kits

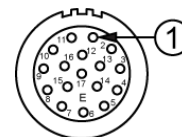


**BULK CABLE starts
on page 23**

Cord Grips (Required only for Receptacle Extension)



Part Number	Type	Cable Range (mm)	Figure Drawings
MA6CG-S1	Cord grip	4.5-7.5mm	6
MA6CG-S2	Cord grip	7.5-11.0mm	6
MA6CG-S3	Cord grip	11.0-15.0mm	6



17 POSITIONS
9A / 125V
E type
Threaded

Style: E type Plug **Number of Contacts: 17** **Contact Size: 1.0mm**
Sealing: IP66/67 **AWG: 22-18 (0.37 - 0.75 mm²) / 28-24 (0.25 - 0.10 mm²)**

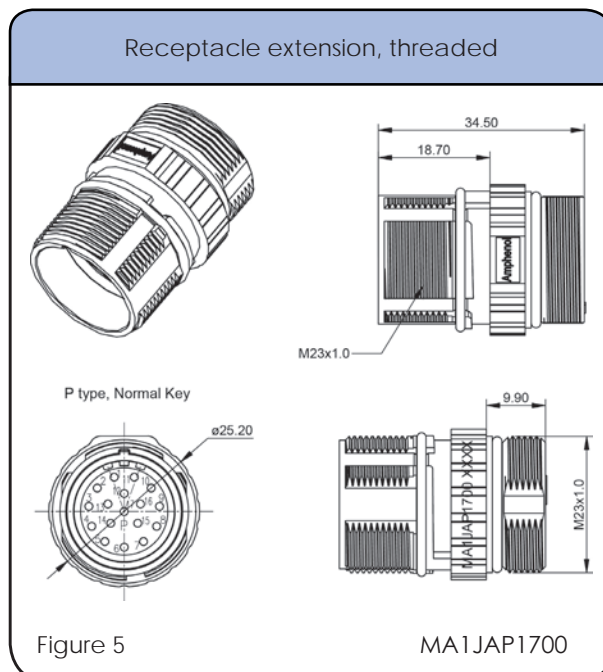
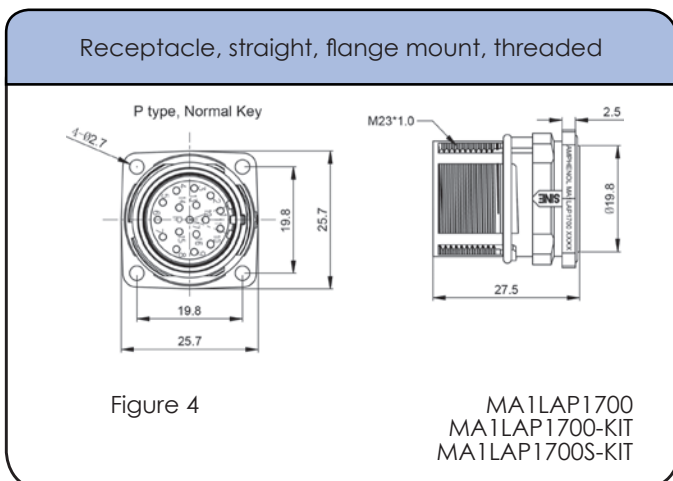
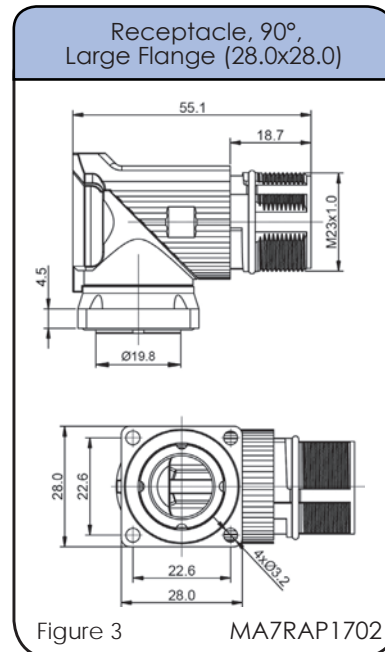
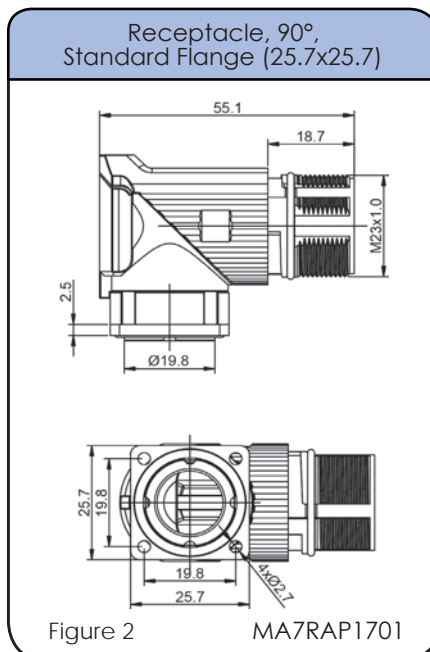
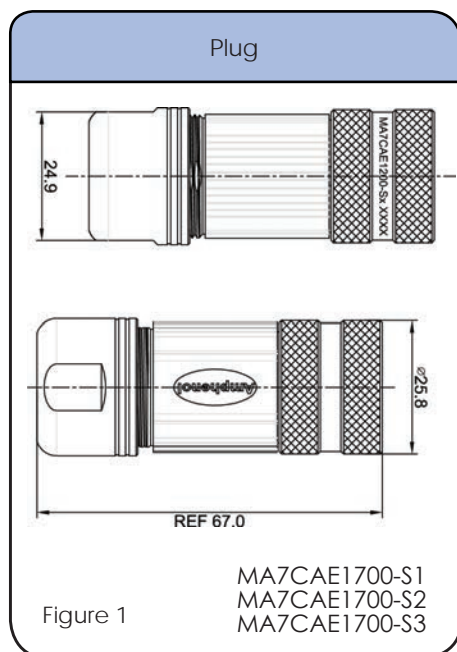
Connector Part Numbers

Part Number	Connector Type PLUGS	Style	Contact Type male = pin mates with female = socket ↓Mating Parts↓		Figure Drawings
MA7CAE1700-S1	Plug, straight, threaded 4.5-7.5mm cord grip	E	Pin	Socket	1
MA7CAE1700-S1-KIT	Plug kit, straight, threaded 4.5-7.5mm cord grip	E	Pin		1
MA7CAE1700S-S1-KIT	Plug kit, straight, threaded 4.5-7.5mm cord grip	E		Socket	1
MA7CAE1700-S2	Plug, straight, threaded 7.5-11mm cord grip	E	Pin	Socket	1
MA7CAE1700-S2-KIT	Plug kit, straight, threaded 7.5-11mm cord grip	E	Pin		1
MA7CAE1700S-S2-KIT	Plug kit, straight, threaded 7.5-11mm cord grip	E		Socket	1
MA7CAE1700-S3	Plug, straight, threaded 11-15mm cord grip	E	Pin	Socket	1
MA7CAE1700-S3-KIT	Plug kit, straight, threaded 11-15mm cord grip	E	Pin	Socket	1
MA7CAE1700S-S3-KIT	Plug kit, straight, threaded 11-15mm cord grip	E		Socket	1
RECEPTACLES			↑ Mating Parts ↑		
MA7RAP1701	Receptacle, 90° rotatable, threaded Standard Flange (25.7x25.7)	P	Socket	Pin	2
MA7RAP1702	Receptacle, 90° rotatable, threaded Large Flange (28.0x28.0)	P	Socket	Pin	3
MA1LAP1700*	Receptacle, straight, flange mount, threaded	P	Socket	Pin	4
MA1LAP1700-KIT*	Receptacle kit, straight, threaded. Kit includes contacts.	P		Pin	4
MA1LAP1700S-KIT*	Receptacle kit, straight, threaded. Kit includes contacts.	P	Socket		4
MA1JAP1700*	Receptacle extension, threaded	P	Socket	Pin	5
↑ Contacts supplied separately see Chart 1 page 71					

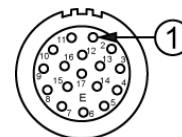
*Standard Series receptacles are offered here as additional options for mating with Elite Series plugs.
See Assembly Instructions starting on page 240

Complete datasheets can be found at www.amphenol-sine.com

Style: E type Plug Number of Contacts: 17 Contact Size: 1.0mm
 Sealing: IP66/67 AWG: 22-18 (0.37 - 0.75 mm²) / 28-24 (0.25 - 0.10 mm²)



Complete datasheets can be found at www.amphenol-sine.com



17 POSITIONS
9A / 125V
E type
Threaded

Style: E type Plug **Number of Contacts: 17** **Contact Size: 1.0mm**
Sealing: IP66/67 **AWG: 22-18 (0.37 - 0.75 mm²) / 28-24 (0.25 - 0.10 mm²)**

Cord Grips

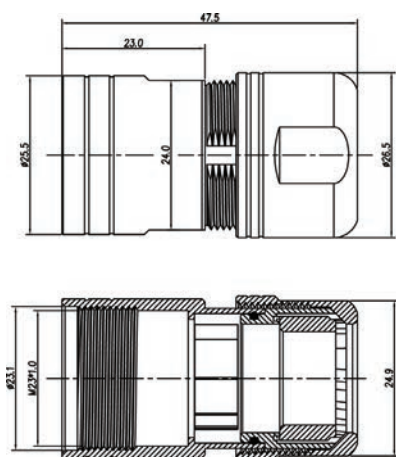


Figure 6

MA6CG-S1
MA6CG-S2
MA6CG-S3



CHART 1

Crimp Contacts, Machined

Part Number	Pin/Socket	AWG	mm ²	Plating
SC000035	Pin	22-18	0.37 - 0.75	Gold
SC000146	Pin	28-24	0.10 - 0.25	Gold
SC000044	Socket	22-18	0.37 - 0.75	Gold
SC000030	Socket	28-24	0.10 - 0.25	Gold

Tools

Universal hand crimp tool. Uses universal positioner part no. SK2-2*
Wire range 20-32AWG



AFM8

Universal hand crimp tool. Uses universal positioner part no. UH2-5*
Wire range 12-26AWG



AF8

Pneumatic crimp tool. Uses universal positioner part no. SK2-2*
Wire range 20-32AWG



WA22

Universal positioner is used with crimp tools AFM8 and WA22.
Wire range 20-32AWG



SK2-2

Universal positioner is used with the universal hand crimp tool (AF8).
Wire range 12-26AWG



UH2-5

Pneumatic crimp tool. Uses universal positioner part no. UH2-5*.
Wire range 12-26AWG



WA27F

Extraction tool. Used for removal of 1.0mm contacts from inserts.

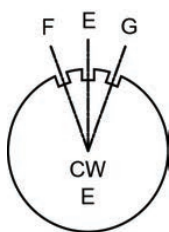


50-54931-1

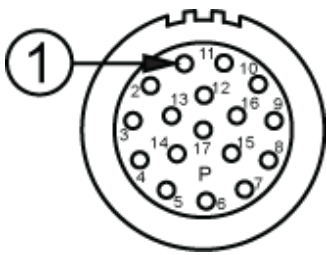
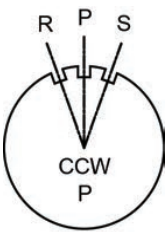
* The universal positioner is not included with the crimp tools and must be ordered separately.

Connector Solutions M23 Elite Series

STEP 1 Choose Plug



Standard connector parts mate “E” Plugs with “P” Receptacles, Mating parts use opposite contact types. *example: plug with pin contacts mates with a receptacle using socket contacts.*
Other key code options available not listed here. Please call customer service for assistance when ordering F,G,R,S. See page 12 for connector configurations



STEP 2 Choose Receptacle

Plugs



Receptacles



Receptacle Kit



Plugs Kit



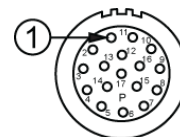
**BULK CABLE starts
on page 23**

Cord Grips (Required only for Receptacle Extension)



Part Number	Type	Cable Range (mm)	Figure Drawings
MA6CG-S1	Cord grip	4.5-7.5mm	6
MA6CG-S2	Cord grip	7.5-11.0mm	6
MA6CG-S3	Cord grip	11.0-15.0mm	6

SEE TABLE ON NEXT PAGE FOR PART DETAILS



17 POSITIONS
9A / 125V
P type
Checkmate™

Style: P type Plug **Number of Contacts: 17** **Contact Size: 1.0mm**
Sealing: IP66/67 **AWG: 22-18 (0.37 - 0.75 mm²) / 28-24 (0.25 - 0.10 mm²)**



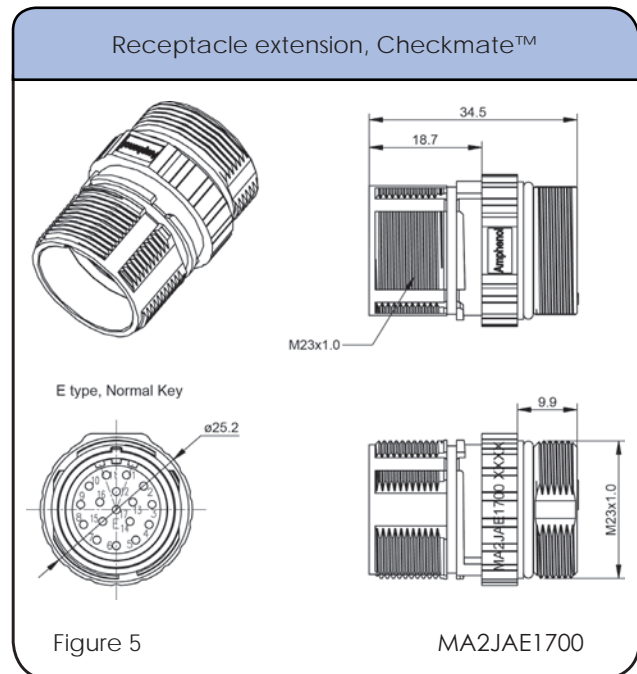
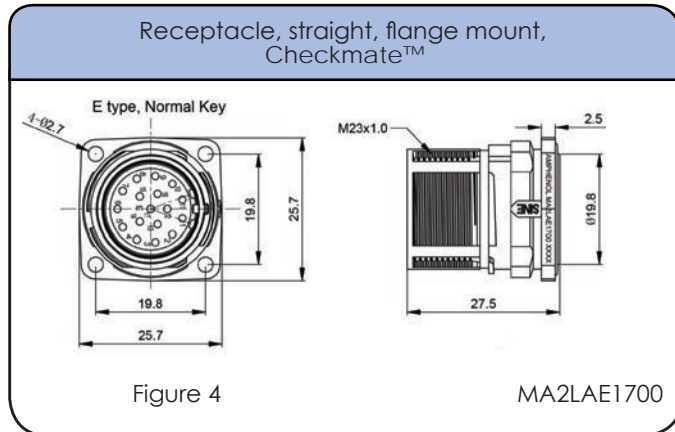
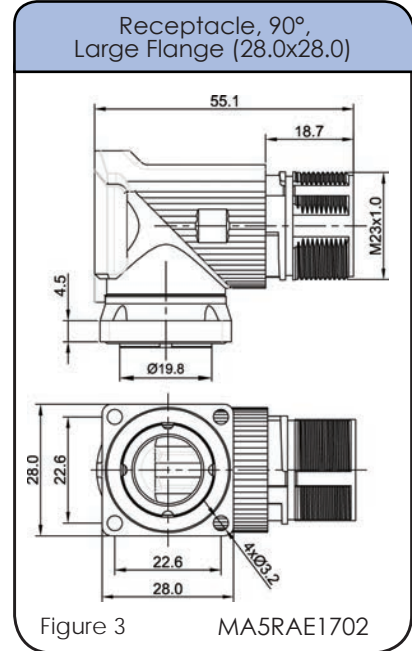
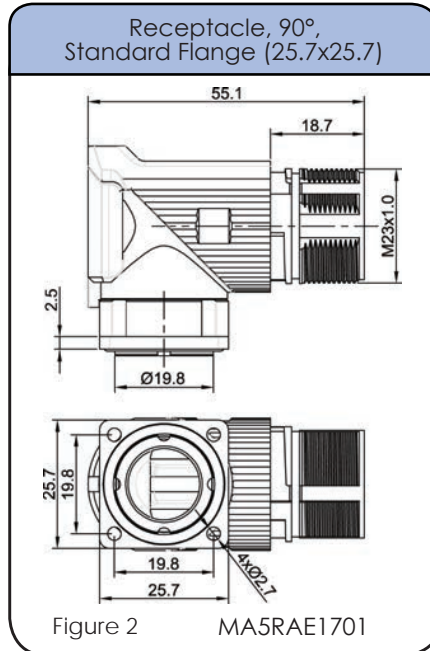
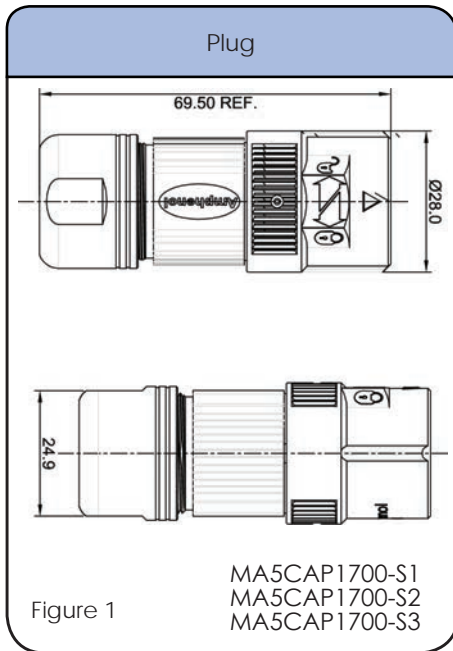
Connector Part Numbers

Part Number	Connector Type PLUGS	Style	Contact Type male = pin mates with female = socket ↓Mating Parts↓		Figure Drawings
MA5CAP1700-S1	Plug, straight, Checkmate™ 4.5-7.5mm cord grip	P	Pin	Socket	1
MA5CAP1700-S1-KIT	Plug, kit straight, Checkmate™ 4.5-7.5mm cord grip	P	Pin		1
MA5CAP1700S-S1-KIT	Plug kit, straight, Checkmate™ 4.5-7.5mm cord grip	P		Socket	1
MA5CAP1700-S2	Plug, straight, Checkmate™ 7.5-11mm cord grip	P	Pin	Socket	1
MA5CAP1700-S2-KIT	Plug kit, straight, Checkmate™ 7.5-11mm cord grip	P	Pin		1
MA5CAP1700S-S2-KIT	Plug kit, straight, Checkmate™ 7.5-11mm cord grip	P		Socket	1
MA5CAP1700-S3	Plug, straight, Checkmate™ 11-15mm cord grip	P	Pin	Socket	1
MA5CAP1700-S3-KIT	Plug kit, straight, Checkmate™ 11-15mm cord grip	P	Pin		1
MA5CAP1700S-S3-KIT	Plug kit, straight, Checkmate™ 11-15mm cord grip	P		Socket	1
RECEPTACLES			↑ Mating Parts ↑		
MA5RAE1701	Receptacle, 90° rotatable, Checkmate™ Standard Flange (25.7x25.7)	E	Socket	Pin	2
MA5RAE1702	Receptacle, 90° rotatable, Checkmate™ Large Flange (28.0x28.0)	E	Socket	Pin	3
MA2LAE1700*	Receptacle, straight, flange mount, Checkmate™	E	Socket	Pin	4
MA2LAE1700-KIT*	Receptacle kit, straight, flange mount, Checkmate™	E		Pin	4
MA2LAE1700S-KIT*	Receptacle kit, straight, flange mount, Checkmate™	E	Socket		4
MA2JAE1700*	Receptacle extension, Checkmate™	E	Socket	Pin	5
↑ Contacts supplied separately see Chart 1 page 75					

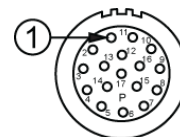
*Standard Series receptacles are offered here as additional options for mating with Elite Series plugs.
 See Assembly Instructions starting on page 240

Complete datasheets can be found at www.amphenol-sine.com

Style: P type Plug Number of Contacts: 17 Contact Size: 1.0mm
 Sealing: IP66/67 AWG: 22-18 (0.37 - 0.75 mm²) / 28-24 (0.25 - 0.10 mm²)



Complete datasheets can be found at www.amphenol-sine.com



17 POSITIONS
9A / 125V
P type
Checkmate™

Style: P type Plug **Number of Contacts: 17** **Contact Size: 1.0mm**
Sealing: IP66/67 **AWG: 22-18 (0.37 - 0.75 mm²) / 28-24 (0.25 - 0.10 mm²)**

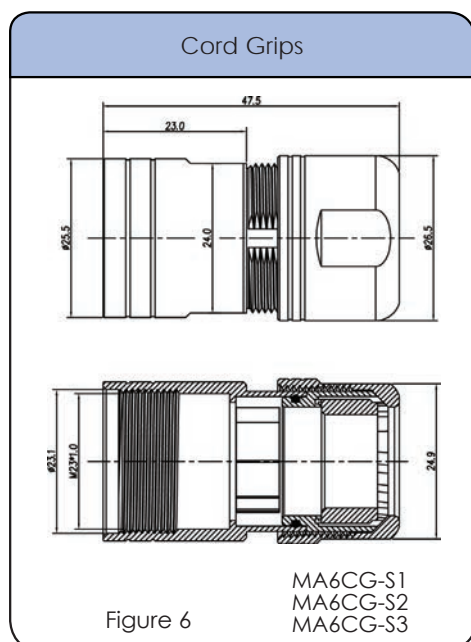


CHART 1 Crimp Contacts, Machined

Part Number	Pin/Socket	AWG	mm ²	Plating
SC000035	Pin	22-18	0.37 - 0.75	Gold
SC000146	Pin	28-24	0.10 - 0.25	Gold
SC000044	Socket	22-18	0.37 - 0.75	Gold
SC000030	Socket	28-24	0.10 - 0.25	Gold

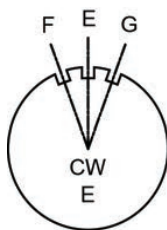
Tools



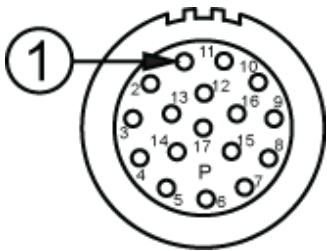
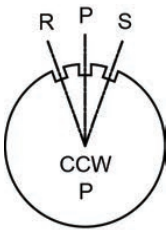
* The universal positioner is not included with the crimp tools and must be ordered separately.

Connector Solutions M23 Elite Series

STEP 1 Choose Plug



Standard connector parts mate “E” Plugs with “P” Receptacles, Mating parts use opposite contact types. *example: plug with pin contacts mates with a receptacle using socket contacts.*
Other key code options available not listed here. Please call customer service for assistance when ordering F,G,R,S. See page 12 for connector configurations



STEP 2 Choose Receptacle

Plugs



Plug Kits



Receptacles



Receptacle Kits



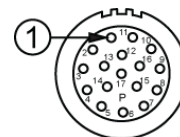
**BULK CABLE starts
on page 23**

SEE TABLE ON NEXT PAGE FOR PART DETAILS

Cord Grips (Required only for Receptacle Extension)



Part Number	Type	Cable Range (mm)	Figure Drawings
MA6CG-S1	Cord grip	4.5-7.5mm	6
MA6CG-S2	Cord grip	7.5-11.0mm	6
MA6CG-S3	Cord grip	11.0-15.0mm	6



17 POSITIONS
9A / 125V
P type
Threaded

Style: P type Plug **Number of Contacts: 17** **Contact Size: 1.0mm**
Sealing: IP66/67 **AWG: 22-18 (0.37 - 0.39 mm²) / 28-24 (0.25 - 0.10 mm²)**

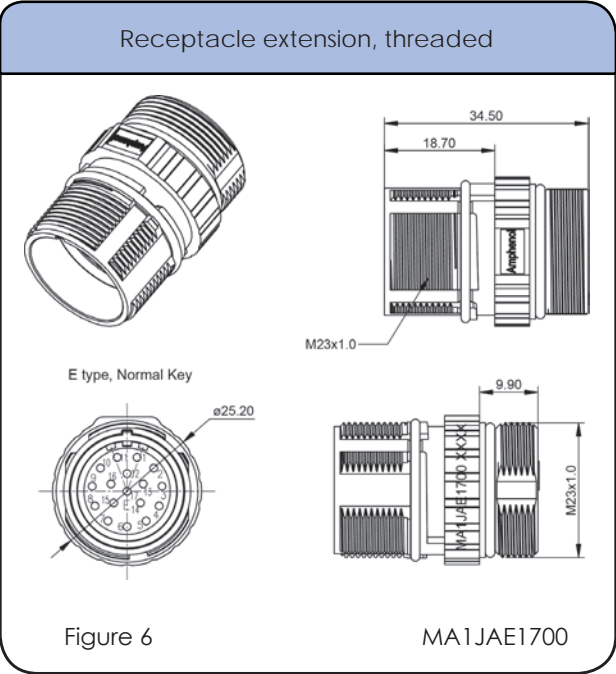
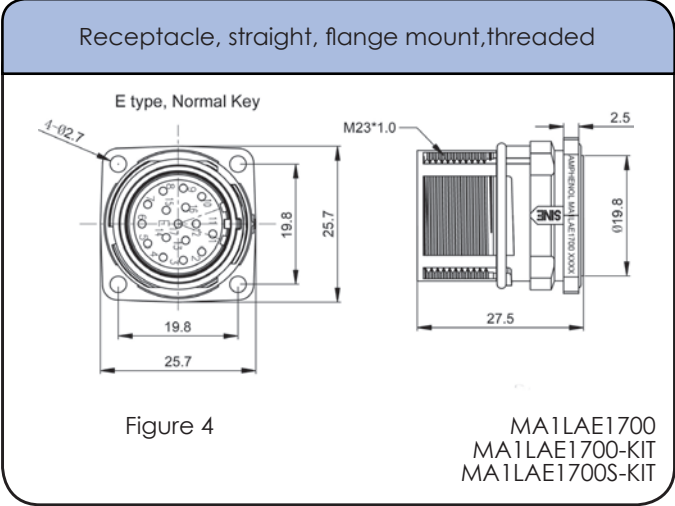
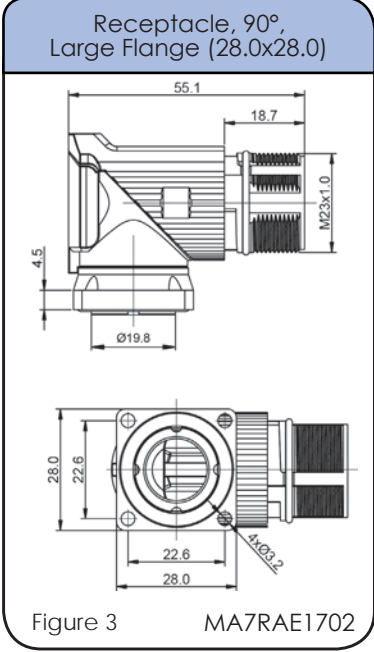
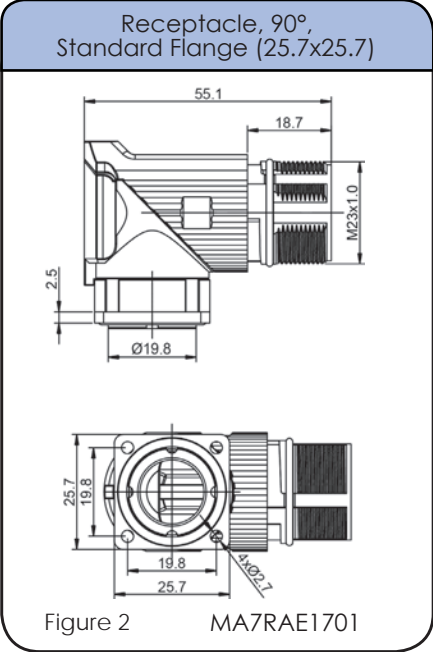
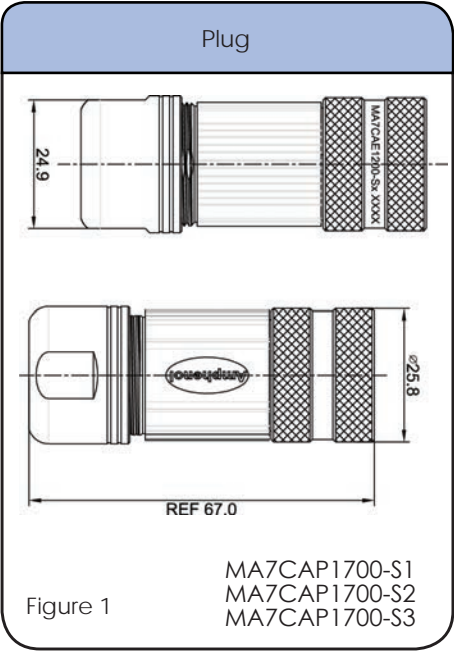
Connector Part Numbers

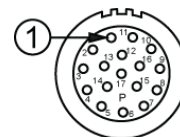
Part Number	Connector Type PLUGS	Style	Contact Type male = pin mates with female = socket ↓Mating Parts↓		Figure Drawings
MA7CAP1700-S1	Plug, straight, threaded 4.5-7.5mm cord grip	P	Pin	Socket	1
MA7CAP1700-S1-KIT	Plug kit, straight, threaded 4.5-7.5mm cord grip	P	Pin		1
MA7CAP1700S-S1-KIT	Plug kit, straight, threaded 4.5-7.5mm cord grip	P		Socket	1
MA7CAP1700-S2	Plug, straight, threaded 7.5-11mm cord grip	P	Pin	Socket	1
MA7CAP1700-S2-KIT	Plug kit, straight, threaded 7.5-11mm cord grip	P	Pin		1
MA7CAP1700S-S2-KIT	Plug kit, straight, threaded 7.5-11mm cord grip	P		Socket	1
MA7CAP1700-S3	Plug, straight, threaded 11-15mm cord grip	P	Pin	Socket	1
MA7CAP1700-S3-KIT	Plug kit, straight, threaded 11-15mm cord grip	P	Pin		1
MA7CAP1700S-S3-KIT	Plug kit, straight, threaded 11-15mm cord grip	P		Socket	1
RECEPTACLES			↑ Mating Parts ↑		
MA7RAE1701	Receptacle, 90° rotatable, threaded Standard Flange (25.7x25.7)	E	Socket	Pin	2
MA7RAE1702	Receptacle, 90° rotatable, threaded Large Flange (28.0x28.0)	E	Socket	Pin	3
MA1LAE1700*	Receptacle, straight, threaded, flange mount	E	Socket	Pin	4
MA1LAE1700-KIT*	Receptacle kit, straight, threaded. Kit includes contacts.	E		Pin	4
MA1LAE1700S-KIT*	Receptacle kit, straight, threaded. Kit includes contacts.	E	Socket		4
MA1JAE1700*	Receptacle extension, threaded	E	Socket	Pin	5
↑ Contacts supplied separately see Chart 1 page 79					

*Standard Series receptacles are offered here as additional options for mating with Elite Series plugs.
See Assembly Instructions starting on page 240

Complete datasheets can be found at www.amphenol-sine.com

Style: P type Plug Number of Contacts: 17 Contact Size: 1.0mm
 Sealing: IP66/67 AWG: 22-18 (0.37 - 0.75 mm²) / 28-24 (0.25 - 0.10 mm²)





17 POSITIONS
9A / 125V
P type
Threaded

Style: P type Plug **Number of Contacts: 17** **Contact Size: 1.0mm**
Sealing: IP66/67 **AWG: 22-18 (0.37 - 0.75 mm²) / 28-24 (0.25 - 0.10 mm²)**

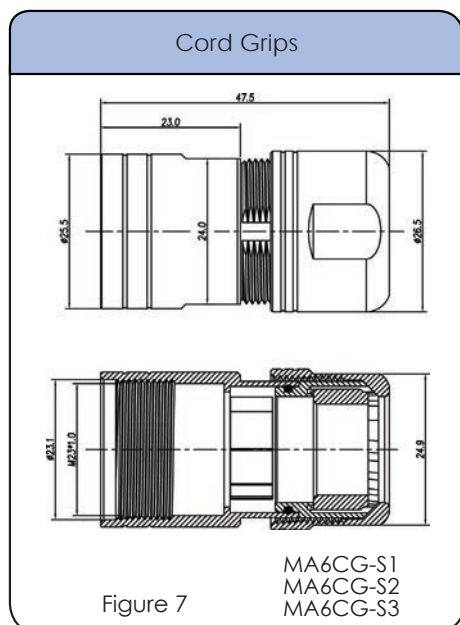


CHART 1 Crimp Contacts, Machined

Part Number	PIn/Socket	AWG	mm ²	Plating
SC000035	Pin	22-18	0.37 - 0.75	Gold
SC000146	Pin	28-24	0.10 - 0.25	Gold
SC000044	Socket	22-18	0.37 - 0.75	Gold
SC000030	Socket	28-24	0.10 - 0.25	Gold

Tools

Universal hand crimp tool. Uses universal positioner part no. SK2-2*
Wire range 20-32AWG



AFM8

Universal hand crimp tool. Uses universal positioner part no. UH2-5*
Wire range 12-26AWG



AF8

Pneumatic crimp tool. Uses universal positioner part no. SK2-2*
Wire range 20-32AWG



WA22

Universal positioner is used with crimp tools AFM8 and WA22.
Wire range 20-32AWG



SK2-2

Universal positioner is used with the universal hand crimp tool (AF8).
Wire range 12-26AWG



UH2-5

Pneumatic crimp tool. Uses universal positioner part no. UH2-5*.
Wire range 12-26AWG



WA27F

Extraction tool. Used for removal of 1.0mm contacts from inserts.



50-54931-1

* The universal positioner is not included with the crimp tools and must be ordered separately.

Connector Solutions M23 Elite Series

STEP 1
Choose Plug

STEP 2
Choose Receptacle

Plugs



Plug Kits



Receptacles



Receptacle Kit



See page 14 for
connector configurations

Receptacle Extension



BULK CABLE
starts on page
23

SEE TABLE ON NEXT PAGE FOR PART DETAILS

Complete datasheets can be found at www.amphenol-sine.com



6 POSITIONS
28A / 630V
Checkmate™

Style: **Number of Contacts:** 6 **Contact Size:** 2.0mm

Sealing: IP66/67 **AWG:** 18-14 (0.75 - 2.5 mm²)



Connector Part Numbers

Part Number	Connector Type	Contact Type	Figure Drawings
	PLUGS	male = pin female = socket	
MB5CKN0600-S1	Plug, straight, Checkmate™ 7.0-11.0mm cord grip	Socket	1
MB5CKN0600-S1-KIT	Plug kit, straight, Checkmate™ 7.0-11.0mm cord grip	Socket	1
MB5CKN0600-S2	Plug, straight, Checkmate™ 11.0-14.5mm cord grip	Socket	1
MB5CKN0600-S2-KIT	Plug kit, straight, Checkmate™ 11.0-14.5mm cord grip	Socket	1
MB5CKN0600-S3	Plug, straight, Checkmate™ 14.5-17.0mm cord grip	Socket	1
MB5CKN0600-S3-KIT	Plug kit, straight, Checkmate™ 14.5-17.0mm cord grip	Socket	1
↑ Contacts supplied separately see Chart 1 page 84			

Part Number	Connector Type	Contact Type	Figure Drawings
	RECEPTACLES	male = pin female = socket	
MB5RJN0601	Receptacle, 90° rotatable, Checkmate™ Standard Flange (25.7x25.7)	Pin	2
MB5RJN0602	Receptacle, 90° rotatable, Checkmate™ Large Flange (28.0x28.0)	Pin	3
MB5JJN0600-S1	Receptacle Extension, Checkmate™ , 7.5-11.0mm Cable OD Range	Pin	4
MB5JJN0600-S2	Receptacle Extension, Checkmate™ , 11.0-14.5mm Cable OD Range	Pin	4
MB5JJN0600-S3	Receptacle Extension, Checkmate™ , 14.5-17.0mm Cable OD Range	Pin	4
↑ Contacts supplied separately see Chart 2 page 84			
MB2LLN0600*	Receptacle, straight flange mount, Checkmate™	Pin	5
MB2LLN0600-KIT*	Receptacle kit, straight, Checkmate™ Kit includes contacts	Pin	5
MB2LKN0600*	Receptacle, straight, Checkmate™	Pin	6
↑ Contacts supplied separately see Chart 3 page 84			

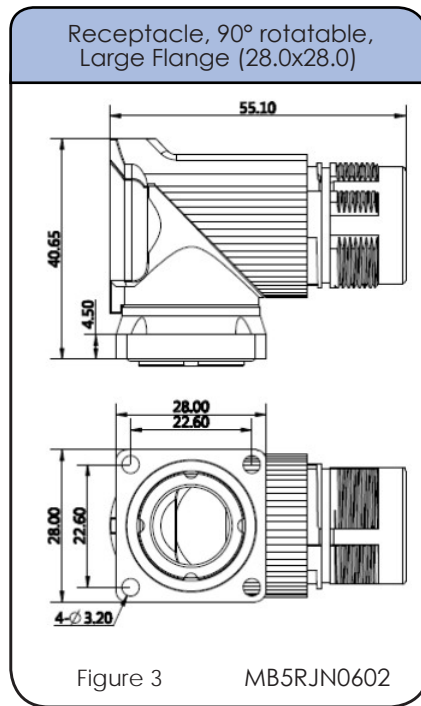
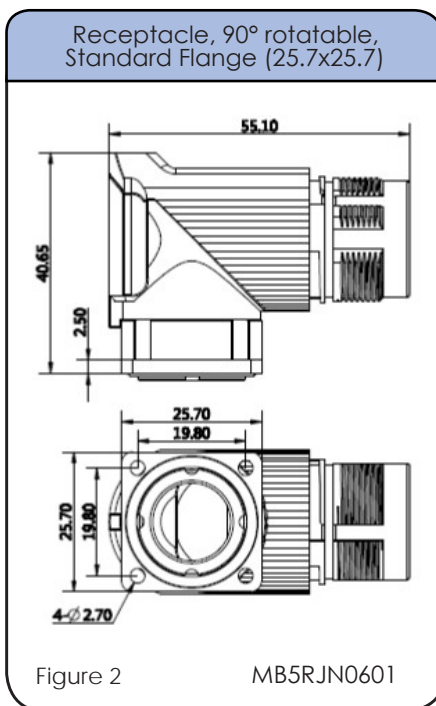
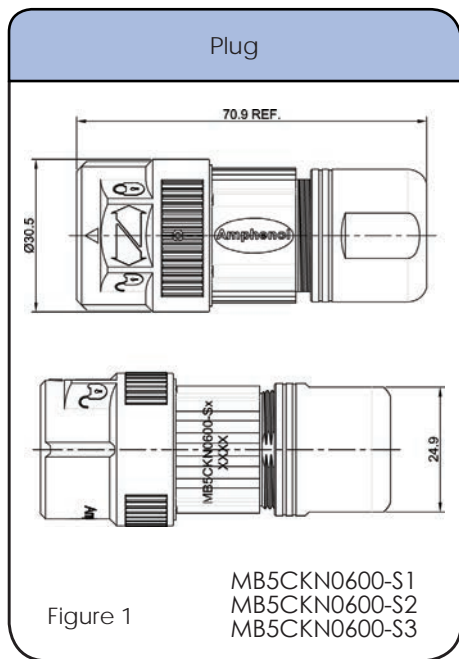
*Standard Series receptacles are offered here as additional options for mating with Elite Series plugs.
 See Assembly Instructions starting on page 240

Style: Number of Contacts: 6 Contact Size: 2.0mm
 Sealing: IP66/67 AWG: 18-14 (0.75 - 2.5 mm²)

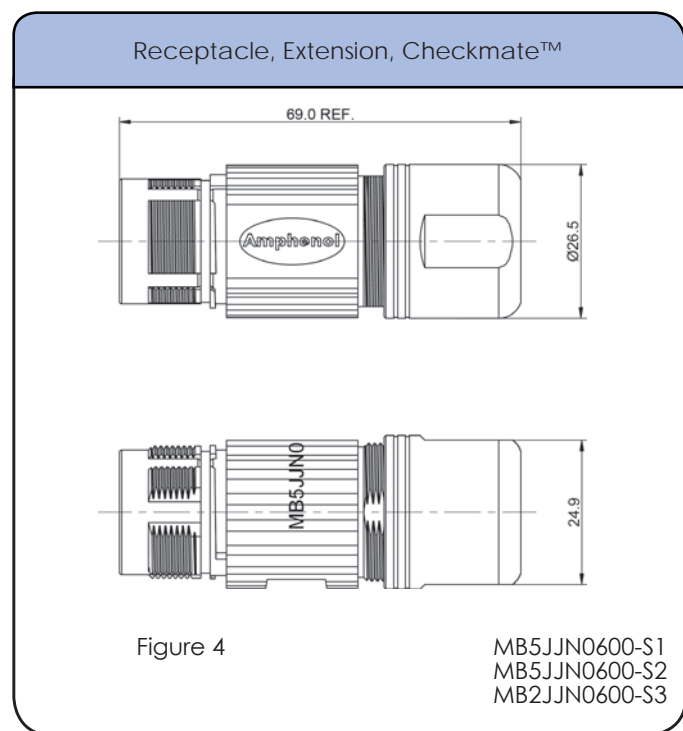
Dimensions

See Chart 1 for contacts options

See Chart 2 for contacts options for 90° Rotatable Receptacles



See Chart 2 for contacts options



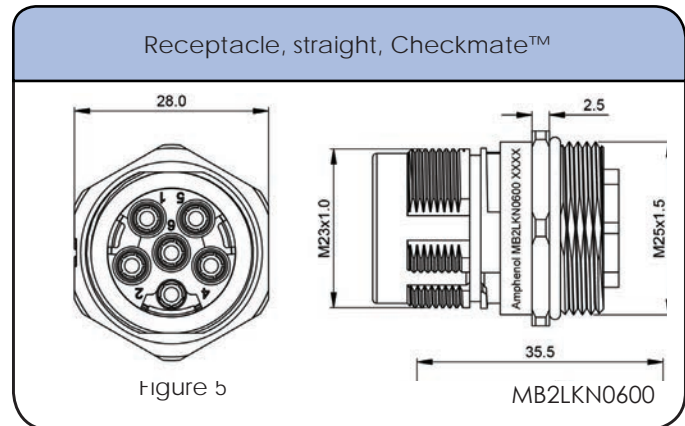
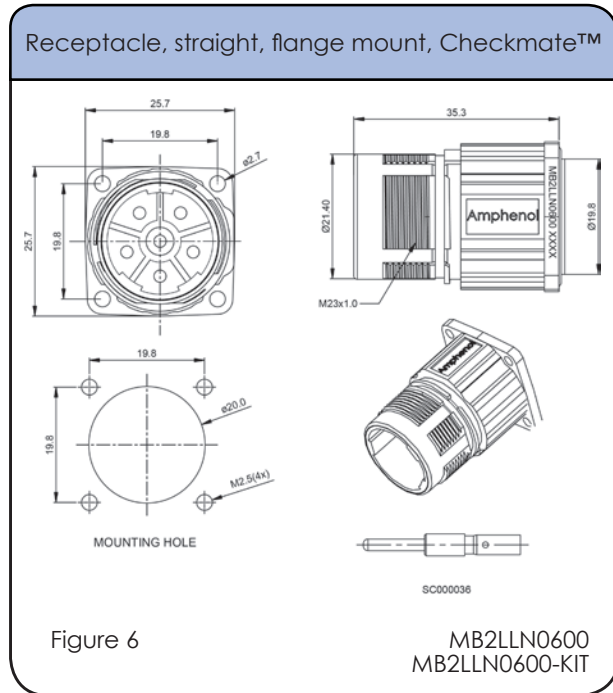


6 POSITIONS
28A / 630V
Checkmate™

Style: Number of Contacts: 6 Contact Size: 2.0mm
Sealing: IP66/67 AWG: 18-14 (0.75 - 2.5 mm²)

Dimensions

See Chart 3 for contacts options



Style: Number of Contacts: 6 Contact Size: 2.0mm
Sealing: IP66/67 AWG: 18-14 (0.75 - 2.5 mm²)

Contacts



CHART 1

Crimp Contacts, Machined

For parts: MB5CKN0600-S1, MB5CKN0600-S2, MB5CKN0800-S3

Part #	Size	Type	AWG	mm ²	Plating
SC000260	2.0mm	Socket	18-20	2.5 - 0.5	Gold

CHART 2

Crimp Contacts, Machined

For parts: MB5RJN0601, MB5RJN0602,MB5JJN0600-S1,S2,S3

Part #	Size	Type	AWG	mm ²	Plating
SC000262	2.0mm	Pin	18-14	0.75 - 2.5	Gold

CHART 3

Crimp Contacts, Machined

For Parts: MB2LLN0600, MB2LKN0600, MB2LLN0600-KIT

Part #	Size	Type	AWG	mm ²	Plating
SC000036	2.0mm	Pin	18-14	1.5 - 0.75	Gold



6 POSITIONS
28A / 630V
Checkmate™

Style: Number of Contacts: 6 Contact Size: 2.0mm
Sealing: IP66/67 AWG: 18-14 (0.75 - 2.5 mm²)

Tools

Universal hand crimp tool. Uses universal positioner part no. UH2-5* Wire Range 12-26AWG



AF8

Pneumatic crimp tool. Uses universal positioner part no. UH2-5* Wire Range 12-26AWG



WA27F

Extraction tool. Used for removal of 2.0mm contacts from inserts.



50-54931-2

Universal positioner is used with the universal hand crimp tool (AF8). Wire range 12-26AWG



UH2-5

* The universal positioner is not included with the crimp tools and must be ordered separately.

* The extraction tool is only required to remove contacts from part numbers beginning with MB2

Connector Solutions M23 Elite Series

STEP 1
Choose Plug

STEP 2
Choose Receptacle

Plugs



Plug Kits



Receptacles



Receptacle Kit



See page 14 for
connector configurations

Receptacle Extension



BULK CABLE starts
on page 23

SEE TABLE ON NEXT PAGE FOR PART DETAILS

Complete datasheets can be found at www.amphenol-sine.com



6 POSITIONS
28A / 630V
Threaded

Style: **Number of Contacts:** 6 **Contact Size:** 2.0mm

Sealing: IP66/67 **AWG:** 18-14 (0.75 - 2.5 mm²)

Connector Part Numbers

Part Number	Connector Type	Contact Type male = pin female = socket	Figure Drawings
	PLUGS		
MB7CKN0600-S1	Plug, straight, threaded 7.0-11.0mm cord grip	Socket	1
MB7CKN0600-S1-KIT	Plug kit, straight, threaded 7.0-11.0mm cord grip	Socket	1
MB7CKN0600-S2	Plug, straight, threaded 11.0-14.5mm cord grip	Socket	1
MB7CKN0600-S2-KIT	Plug kit, straight, threaded 11.0-14.5mm cord grip	Socket	1
MB7CKN0600-S3	Plug, straight, threaded 14.5-17.0mm cord grip	Socket	1
MB7CKN0600-S3-KIT	Plug kit, straight, threaded 14.5-17.0mm cord grip	Socket	1
↑ Contacts supplied separately see Chart 1 page 90			

Part Number	Connector Type	Contact Type male = pin female = socket	Figure Drawings
	RECEPTACLES		
MB7RJN0601	Receptacle, 90° rotatable, threaded Standard Flange (25.7x25.7)	Pin	2
MB7RJN0602	Receptacle, 90° rotatable, threaded Large Flange (28.0x28.0)	Pin	3
MB7JJN0600-S1	Receptacle extension, threaded, 7.5-11.0mm Cable OD Range	Pin	4
MB7JJN0600-S2	Receptacle extension, threaded, 11.0-14.5mm Cable OD Range	Pin	4
MB7JJN0600-S3	Receptacle extension, threaded, 14.5-17.0mm Cable OD Range	Pin	4
↑ Contacts supplied separately see Chart 2 page 90			
MB1LLN0600*	Receptacle, straight, flange mount, threaded	Pin	5
MB1LLN0600-KIT*	Receptacle kit, straight, threaded. Kit includes contacts.	Pin	5
MB1LKN0600*	Receptacle, straight, threaded	Pin	6
↑ Contacts supplied separately see Chart 3 page 90			

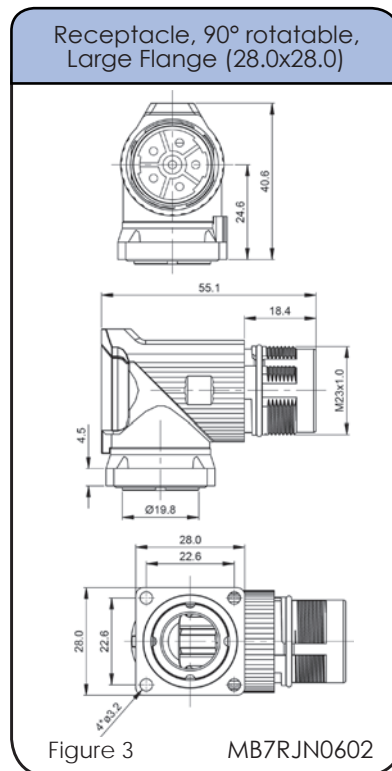
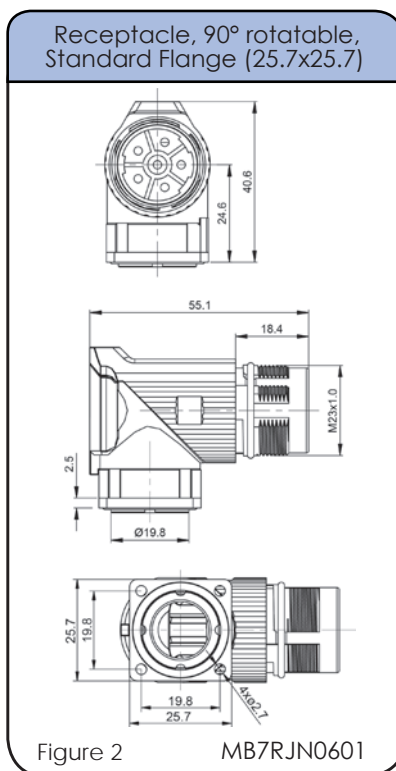
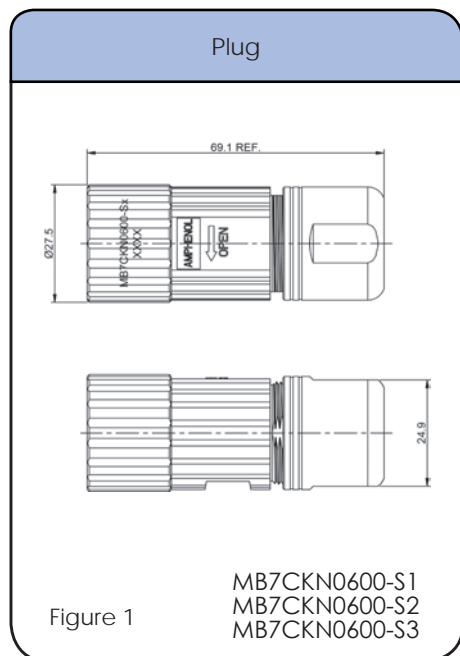
*Standard Series receptacles are offered here as additional options for mating with Elite Series plugs.
See Assembly Instructions starting on page 240

Style: Number of Contacts: 6 Contact Size: 2.0mm
 Sealing: IP66/67 AWG: 18-14 (0.75 - 2.5 mm²)

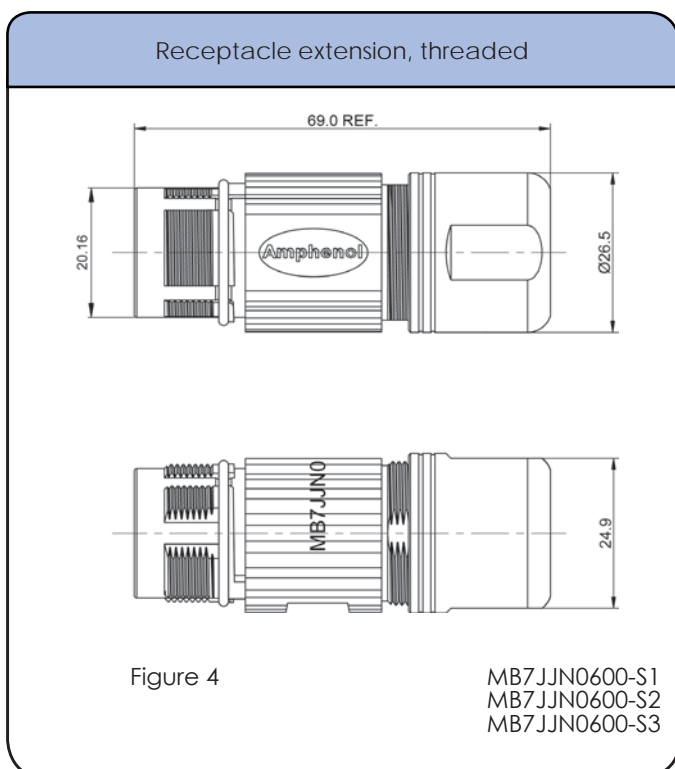
Dimensions

See Chart 1 for contacts options

See Chart 2 for contacts options for 90° Rotatable Receptacles



See Chart 2 for contacts options





6 POSITIONS
28A / 630V
Threaded

Style: **Number of Contacts:** 6 **Contact Size:** 2.0mm
Sealing: IP66/67 **AWG:** 18-14 (0.75 - 2.5 mm²)

Dimensions

See Chart 3 for contacts options for all straight receptacles

Receptacle, straight, flange mount, threaded

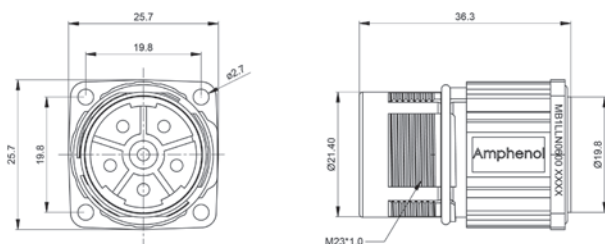


Figure 5

MB1LLN0600
 MB1LLN0600-KIT

Receptacle, straight, threaded

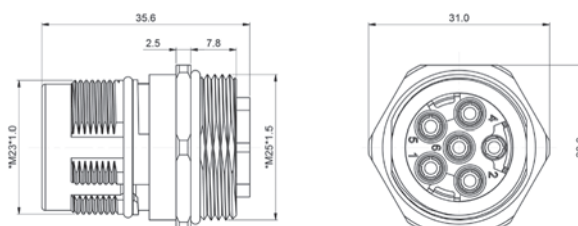


Figure 6

MB1LKN0600

Style: Number of Contacts: 6 Contact Size: 2.0mm
 Sealing: IP66/67 AWG: 18-14 (0.75 - 2.5 mm²)

Contacts



CHART 1 Crimp Contacts, Machined

For parts: MB7CKN0600-S1, MB7CKN0600-S2, MB7CKN0800-S3

Part #	Size	Type	AWG	mm ²	Plating
SC000260	2.0mm	Socket	18-20	2.5 - 5.0	Gold

CHART 2 Crimp Contacts, Machined

For parts: MB7RJN0601, MB7RJN0602, MB7JJN0600-S1,S2,S3

Part #	Size	Type	AWG	mm ²	Plating
SC000262	2.0mm	Pin	18-14	0.75 - 2.5	Gold

CHART 3 Crimp Contacts, Machined

For Parts: MB1LLN0600, MB1LKN0600, MB1LLN0600-KIT

Part #	Size	Type	AWG	mm ²	Plating
SC000036	2.0mm	Pin	18-14	1.5 - 0.75	Gold



6 POSITIONS
28A / 630V
Threaded

Style: Number of Contacts: 6 Contact Size: 2.0mm
Sealing: IP66/67 AWG: 18-14 (0.75 - 2.5 mm²)

Tools

Universal hand crimp tool. Uses universal positioner part no. UH2-5* Wire Range 12-26AWG



AF8

Pneumatic crimp tool. Uses universal positioner part no. UH2-5* Wire Range 12-26AWG



WA27F

Extraction tool. Used for removal of 2.0mm contacts from inserts.



50-54931-2

Universal positioner is used with the universal hand crimp tool (AF8). Wire range 12-26AWG



UH2-5

* The universal positioner is not included with the crimp tools and must be ordered separately.

* The extraction tool is only required to remove contacts from part numbers beginning with MB1

Connector Solutions M23 Elite Series

STEP 1
Choose Plug

STEP 2
Choose Receptacle

Plugs



MB5CKN0800-S1
MB5CKN0800-S2
MB5CKN0800-S3

Plug Kits



Checkmate™

MB5CKN0800-S1-KIT
MB5CKN0800-S2-KIT
MB5CKN0800-S3-KIT

Receptacles



MB5RJN0801
MB5RJN0802



MB2LKN0800



MB2LLN0800

Receptacle Kit



Checkmate™

MB2LL0800-KIT



See page 14 for
connector configurations

Receptacle Extension



MB5JJN0800-S1
MB5JJN0800-S2
MB5JJN0800-S3

**BULK CABLE starts
on page 23**

SEE TABLE ON NEXT PAGE FOR PART DETAILS



8 (4+4) POSITIONS
Power 30A/ 630V
Signal 10A/ 250V
Checkmate™

Number of Contacts: 8 (4+4) Contact Size: 1.0mm, 2.0mm Sealing: IP66/67
AWG: 18-14 (0.75 - 2.5 mm²) / 18-22 (0.75-0.37) / 24-28 (0.25 - 0.10mm²)



Connector Part Numbers

Part Number	Connector Type	Contact Type male = pin female = socket	Figure Drawings
	PLUGS		
MB5CKN0800-S1	Plug, straight, Checkmate™ 7.0-11.0mm cord grip	Socket	1
MB5CKN0800-S1-KIT	Plug kit, straight, Checkmate™ 7.0-11.0mm cord grip	Socket	1
MB5CKN0800-S2	Plug, straight, Checkmate™ 11.0-14.5mm cord grip	Socket	1
MB5CKN0800-S2-KIT	Plug kit, straight, Checkmate™ 11.0-14.5mm cord grip	Socket	1
MB5CKN0800-S3	Plug, straight, Checkmate™ 14.5-17.0mm cord grip	Socket	1
MB5CKN0800-S3-KIT	Plug kit, straight, Checkmate™ 14.5-17.0mm cord grip	Socket	1
↑ Contacts supplied separately see Chart 1 page 96			

Part Number	Connector Type	Contact Type male = pin female = socket	Figure Drawings
	RECEPTACLES		
MB5RJN0801	Receptacle, 90° rotatable, Checkmate™ Standard Flange (25.7x25.7)	Pin	2
MB5RJN0802	Receptacle, 90° rotatable, Checkmate™ Large Flange (28.0x28.0)	Pin	3
MB5JJN0800-S1	Receptacle extension, Checkmate™ 7.5-11.0mm Cable OD Range	Pin	4
MB5JJN0800-S2	Receptacle extension, Checkmate™ 11.0-14.5mm Cable OD Range	Pin	4
MB5JJN0800-S3	Receptacle extension, Checkmate™ 14.5-17.0mm Cable OD Range	Pin	4
↑ Contacts supplied separately see Chart 2 page 96			
MB2LLN0800*	Receptacle, straight, flange mount, Checkmate™	Pin	5
MB2LLN0800-KIT*	Receptacle Kit, straight, Checkmate™ Kit includes contacts	Pin	7
MB2LKN0800*	Receptacle, straight, M25, Checkmate™	Pin	6
↑ Contacts supplied separately see Chart 3 page 96			

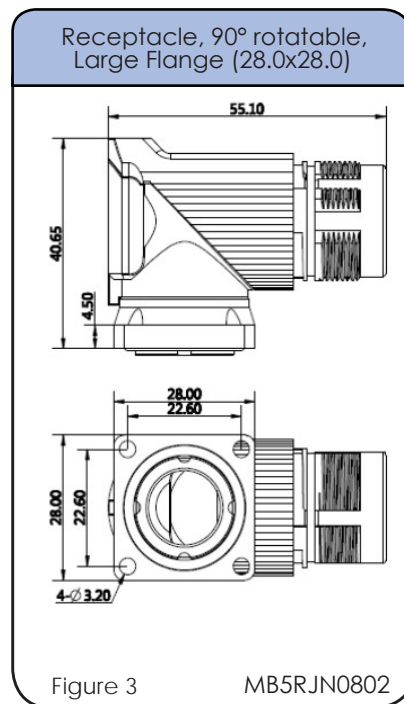
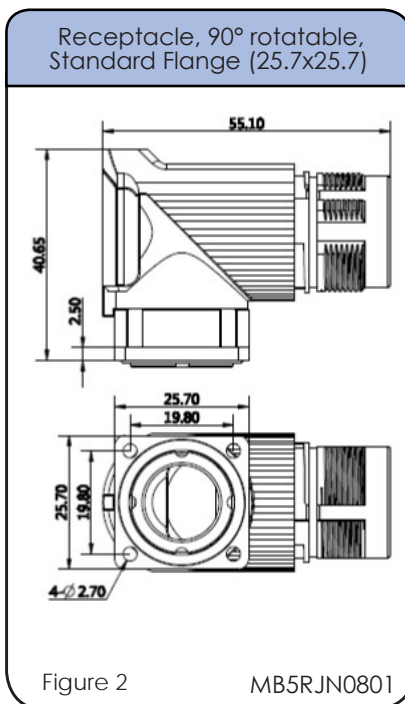
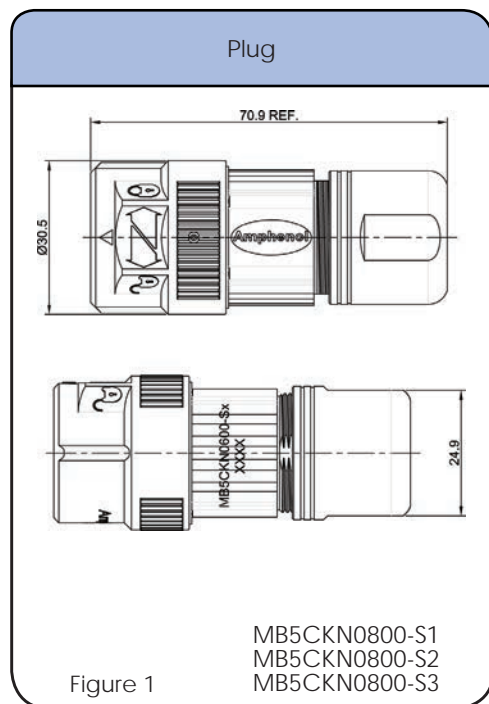
*Standard Series receptacles are offered here as additional options for mating with Elite Series plugs.
 See Assembly Instructions starting on page 240

Number of Contacts: 8 (4+4) Contact Size: 1.0mm, 2.0mm Sealing: IP66/67
AWG: 18-14 (0.75 - 2.5 mm²) / 18-22 (0.75-0.37) / 24-28 (0.25 - 0.10mm²)

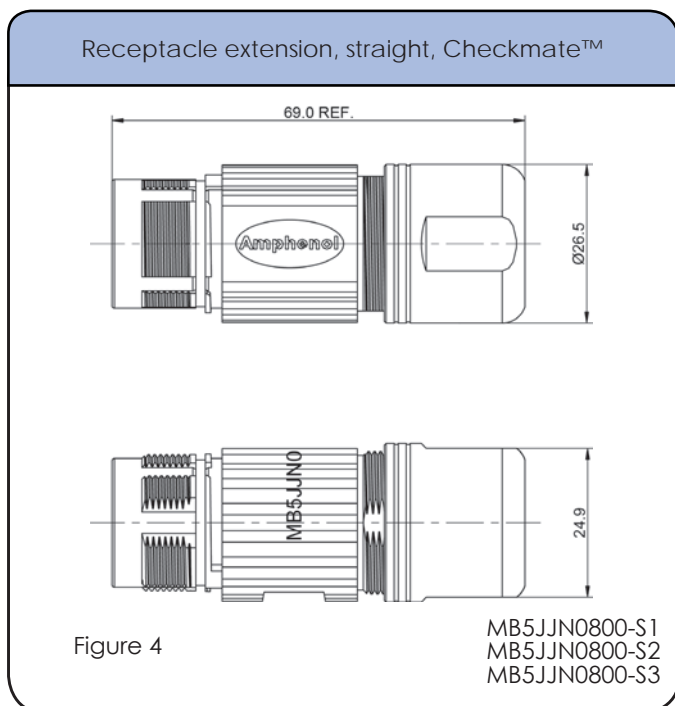
Dimensions

See Chart 1 for contacts options

See Chart 2 for contacts options for 90° Rotatable Receptacles



See Chart 2 for contacts options





8 (4+4) POSITIONS
Power 30A/ 630V
Signal 10A/250V
Checkmate™

Number of Contacts: 8 (4+4) Contact Size: 1.0mm, 2.0mm Sealing: IP66/67
AWG: 18-14 (0.75 - 2.5 mm²) / 18-22 (0.75-0.37) / 24-28 (0.25 - 0.10mm²)

Dimensions

See Chart 3 for contacts options for all straight receptacles

See Chart 3 for contacts options

Receptacle, straight, flange mount, Checkmate™

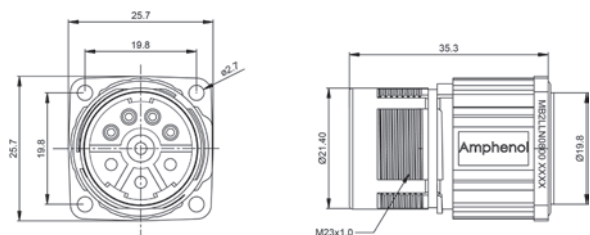


Figure 5

MB2LLN0800

Receptacle, straight, Checkmate™

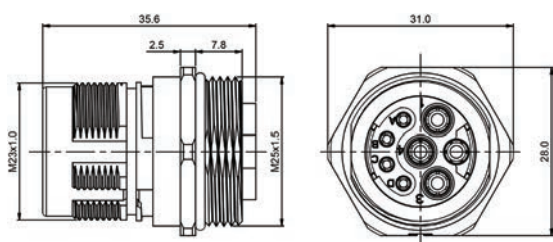


Figure 6

MB2LKN0800

Receptacle Kit, straight, Checkmate™

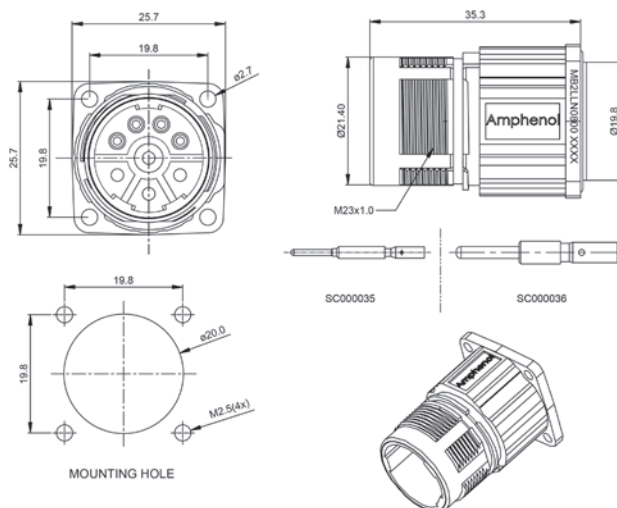


Figure 7

MB2LLN0800-KIT

Number of Contacts: 8 (4+4) **Contact Size:** 1.0mm, 2.0mm **Sealing:** IP66/67
AWG: 18-14 (0.75 - 2.5 mm²) / 18-22 (0.75-0.37) / 24-28 (0.25 - 0.10mm²)

Contacts



CHART 1 Crimp Contacts, Machined

For parts: MB5CKN0800-S1, MB5CKN0800-S2, MB5CKN0800-S3

Part #	Size	Type	AWG	mm ²	Plating
SC000259	1.0mm	Socket	22-18	0.37 - 0.75	Gold
SC000385	1.0mm	Socket	28-24	0.10 - 0.25	Gold
SC000260	2.0mm	Socket	18-14	0.75 - 2.5	Gold

CHART 2 Crimp Contacts, Machined

For parts: MB5RJN0801, MB5RJN0802, MB5JJN0800-S1,S2,S3

Part #	Size	Type	AWG	mm ²	Plating
SC000261	1.0mm	Pin	22-18	0.37 - 0.75	Gold
SC000386	1.0mm	Pin	28-24	0.10 - 0.25	Gold
SC000262	2.0mm	Pin	18-14	0.75 - 2.5	Gold

CHART 3 Crimp Contacts, Machined

For parts: MB2LLN0800, MB2LKN0800, MB2LLN0800-KIT


Part #	Size	Type	AWG	mm ²	Plating
SC000035	1.0mm	Pin	22-18	0.37 - 0.75	Gold
SC000146	1.0mm	Pin	28-24	0.10 - 0.25	Gold
SC000036	2.0mm	Pin	18-14	1.5 - 0.75	Gold



8 (4+4) POSITIONS
Power 30A/ 630V
Signal 10A/250V
Checkmate™

Number of Contacts: 8 (4+4) Contact Size: 1.0mm, 2.0mm Sealing: IP66/67
AWG: 18-14 (0.75 - 2.5 mm²) / 18-22 (0.75-0.37) / 24-28 (0.25 - 0.10mm²)

Tools



* The Extraction tools are required only for part numbers beginning with MB2

* The universal positioner is not included with the crimp tools and must be ordered separately.

Connector Solutions M23 Elite Series

STEP 1
Choose Plug

STEP 2
Choose Receptacle

Plugs




Plug Kits



Receptacles



Receptacle Kit



See page 14 for
connector configurations

Receptacle Extension



**BULK CABLE starts
on page 23**

SEE TABLE ON NEXT PAGE FOR PART DETAILS



8 (4+4) POSITIONS
Power 30A/ 630V
Signal 10A/ 250V
Threaded

Number of Contacts: 8 (4+4) Contact Size: 1.0mm, 2.0mm Sealing: IP66/67
AWG: 18-14 (0.75 - 2.5 mm²) / 18-22 (0.75 - 0.37) / 24-28 (0.25-0.10)

Connector Part Numbers

Part Number	Connector Type	Contact Type male = pin female = socket	Figure Drawings
	PLUGS		
MB7CKN0800-S1	Plug, straight, threaded 7.0-11.0mm cord grip	Socket	1
MB7CKN0800-S1-KIT	Plug kit, straight, threaded 7.0-11.0mm cord grip	Socket	1
MB7CKN0800-S2	Plug, straight, threaded 11.0-14.5mm cord grip	Socket	1
MB7CKN0800-S2-KIT	Plug kit, straight, threaded 11.0-14.5mm cord grip	Socket	1
MB7CKN0800-S3	Plug, straight, threaded 14.5-17.0mm cord grip	Socket	1
MB7CKN0800-S3-KIT	Plug kit, straight, threaded 14.5-17.0mm cord grip	Socket	1
↑ Contacts supplied separately. See Chart 1 on page 102			

Part Number	Connector Type	Contact Type male = pin female = socket	Figure Drawings
	RECEPTALCES		
MB7RJN0801	Receptacle, 90° rotatable, threaded Standard Flange (25.7x25.7)	Pin	2
MB7RJN0802	Receptacle, 90° rotatable, threaded Large Flange (28.0x28.0)	Pin	3
MB7JJN0800-S1	Receptacle extension, threaded 7.5-11.0mm Cable OD Range	Pin	4
MB7JJN0800-S2	Receptacle extension, threaded 11.0-14.5mm Cable OD Range	Pin	4
MB7JJN0800-S3	Receptacle extension, threaded 14.5-17.0mm Cable OD Range	Pin	4
↑ Contacts supplied separately. See Chart 2 on page 102			
MB1LLN0800*	Receptacle, straight, flange mount, threaded	Pin	5
MB1LLN0800-KIT*	Receptacle Kit, straight, threaded Kit includes contacts	Pin	5
MB1LKN0800*	Receptacle, straight, M25, threaded	Pin	6
↑ Contacts supplied separately. See Chart 3 on page 102			

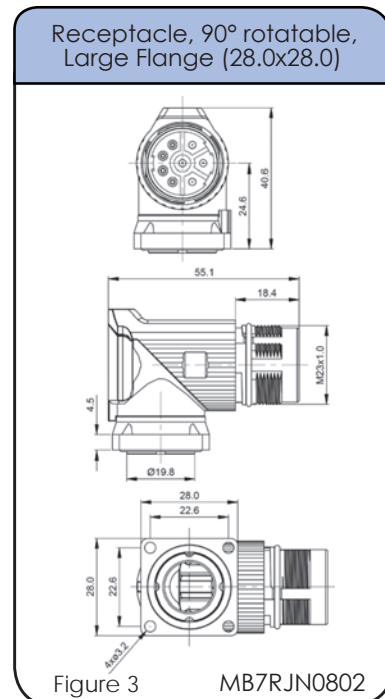
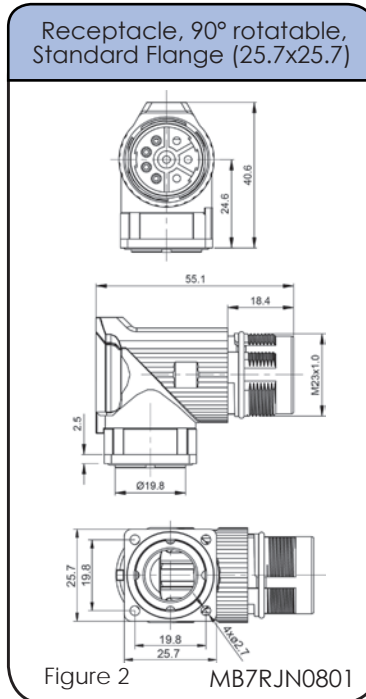
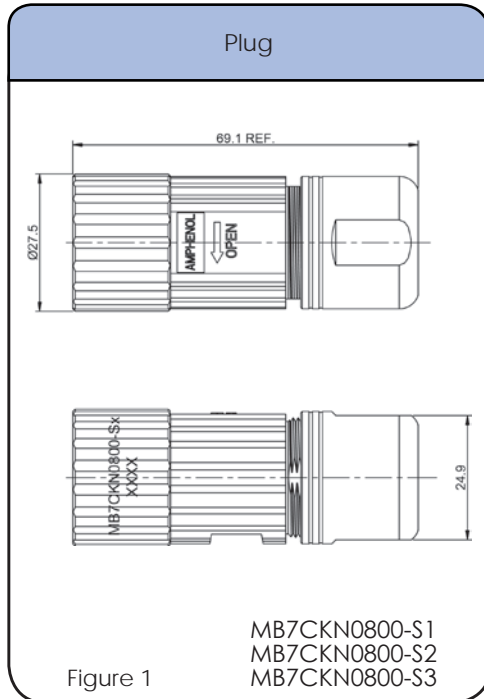
*Standard Series receptacles are offered here as additional options for mating with Elite Series plugs.
 See Assembly Instructions starting on page 240

Number of Contacts: 8 (4+4) Contact Size: 1.0mm, 2.0mm Sealing: IP66/67
AWG: 18-14 (0.75 - 2.5 mm²) / 18-22 (0.75 - 0.37) / 24-28 (0.25-0.10)

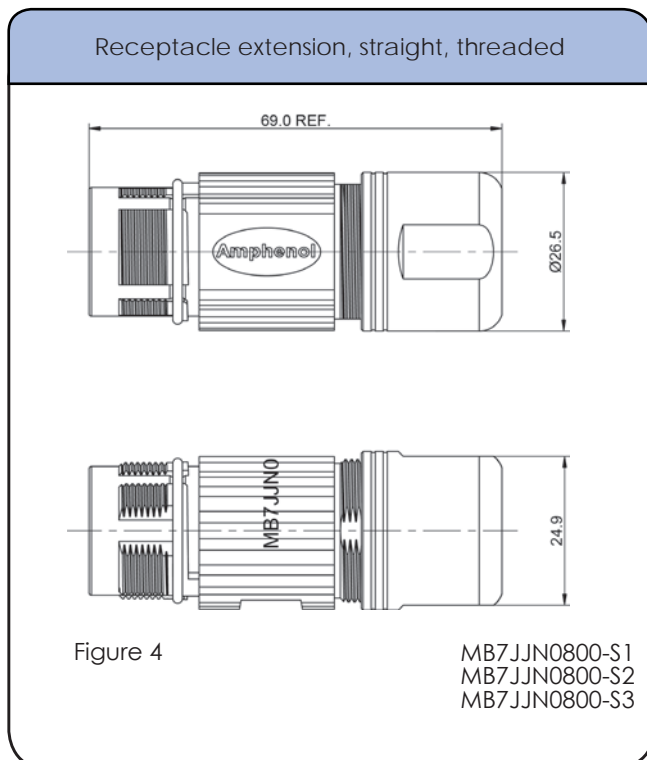
Dimensions

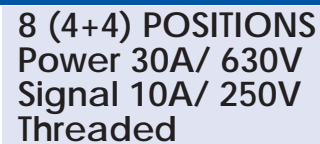
See Chart 1 for contacts options

See Chart 2 for contacts options for 90° Rotatable Receptacles



See Chart 2 for contacts options





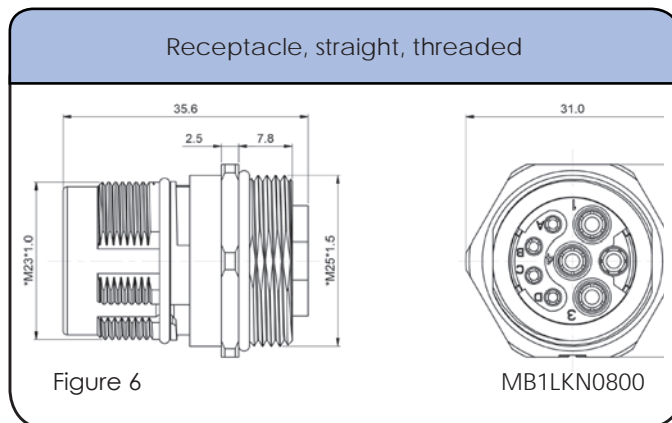
CONNECTOR SOLUTIONS

See Chart 3 for contacts options for all straight receptacles

Receptacle, straight, flange mount, threaded

Figure 5

MB1LLN0800
MB1LLN0800-KIT



Number of Contacts: 8 (4+4) Contact Size: 1.0mm, 2.0mm Sealing: IP66/67
AWG: 18-14 (0.75 - 2.5 mm²) / 18-22 (0.75 - 0.37) / 24-28 (0.25-0.10)

Contacts



CHART 1

Crimp Contacts, Machined

For parts: MB7CKN0800-S1, MB7CKN0800-S2, MB7CKN0800-S3

Part #	Size	Type	AWG	mm ²	Plating
SC000259	1.0mm	Socket	22-18	0.37 - 0.75	Gold
SC000385	1.0mm	Socket	28-24	0.10 - 0.25	Gold
SC000260	2.0mm	Socket	18-20	2.5 - 0.5	Gold

CHART 2

Crimp Contacts, Machined

For parts: MB7RJN0801, MB7RJN0802, MB7JJN0800-S1,S2,S3

Part #	Size	Type	AWG	mm ²	Plating
SC000261	1.0mm	Pin	22-18	0.37 - 0.75	Gold
SC000386	1.0mm	Pin	28-24	0.10 - 0.25	Gold
SC000262	2.0mm	Pin	18-14	0.75 - 2.5	Gold

CHART 3

Crimp Contacts, Machined

For Parts: MB1LLN0800, MB1LKN0800, MB1LLN0800-KIT

Part #	Size	Type	AWG	mm ²	Plating
SC000035	1.0mm	Pin	22-18	0.37 - 0.75	Gold
SC000146	1.0mm	Pin	28-24	0.10 - 0.25	Gold
SC000036	2.0mm	Pin	18-14	1.5 - 0.75	Gold



8 (4+4) POSITIONS
Power 30A/ 630V
Signal 10A/ 250V
Threaded

Number of Contacts: 8 (4+4) Contact Size: 1.0mm, 2.0mm Sealing: IP66/67
AWG: 18-14 (0.75 - 2.5 mm²) / 18-22 (0.75 - 0.37) / 24-28 (0.25-0.10)

Tools

Pneumatic crimp tool. Uses universal positioner part no. SK2-2*
 Wire Range 20-32AWG



WA22

Pneumatic crimp tool. Uses universal positioner part no. UH2-5*
 Wire Range 12-26AWG



WA27F

Universal hand crimp tool. Uses universal positioner part no. UH2-5*
 Wire Range 12-26AWG



AF8

Universal positioner is used with the universal hand crimp tool (AF8).
 Wire range 12-26AWG



UH2-5

Universal hand crimp tool. Uses universal positioner part no. SK2-2*
 Wire Range 20-32AWG



AFM8

Universal positioner is used with crimp tools AFM8 and WA22.
 Wire range 20-32AWG



SK2-2

Extraction tool. Used for removal of 1.0mm contacts from inserts.



50-54931-1

Extraction tool. Used for removal of 2.0mm contacts from inserts.



50-54931-2

* The Extraction tools are required only for part numbers beginning with MB1

* The universal positioner is not included with the crimp tools and must be ordered separately.

Connector Solutions M23 Elite Series

STEP 1
Choose Plug

STEP 2
Choose Receptacle

Plugs




Plug Kits



Receptacles



Receptacle Kit



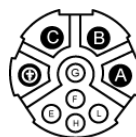
See page 14 for
connector configurations

Receptacle Extension



**BULK CABLE starts
on page 23**

SEE TABLE ON NEXT PAGE FOR PART DETAILS



9 (4+5) POSITIONS
Power 30A/ 630V
Signal 10A/ 250V
Checkmate™

Number of Contacts: 9 (4+5) Contact Size: 1.0mm, 2.0mm Sealing: IP66/67
AWG: 18-14 (0.75 - 2.5 mm²) / 18-22 (0.75 - 0.37) / 24-28 (0.25-0.10)



Connector Part Numbers

Part Number	Connector Type PLUGS	Contact Type male = pin female = socket	Figure Drawings
MB5CKN0900-S1	Plug, straight, Checkmate™ 7.0-11.0mm cord grip	Socket	1
MB5CKN0900-S1-KIT	Plug kit, straight, Checkmate™ 7.0-11.0mm cord grip	Socket	1
MB5CKN0900-S2	Plug, straight, Checkmate™ 11.0-14.5mm cord grip	Socket	1
MB5CKN0900-S2-KIT	Plug kit, straight, Checkmate™ 11.0-14.5mm cord grip	Socket	1
MB5CKN0900-S3	Plug, straight, Checkmate™ 14.5-17.0mm cord grip	Socket	1
MB5CKN0900-S3-KIT	Plug kit, straight, Checkmate™ 14.5-17.0mm cord grip	Socket	1
↑ Contacts supplied separately see Chart 1 page 108			
Part Number	Connector Type RECEPTACLS	Contact Type male = pin female = socket	Figure Drawings
MB5RJN0901	Receptacle, 90° rotatable, Checkmate™ Standard Flange (25.7x25.7)	Pin	2
MB5RJN0902	Receptacle, 90° rotatable, Checkmate™ Large Flange (28.0x28.0)	Pin	3
MB5JJN0900-S1	Receptacle extension, Checkmate™ 7.5-11.0mm Cable OD Range	Pin	4
MB5JJN0900-S2	Receptacle extension, Checkmate™ 11.0-14.5mm Cable OD Range	Pin	4
MB5JJN0900-S3	Receptacle extension, Checkmate™ 14.5-17.0mm Cable OD Range	Pin	4
↑ Contacts supplied separately see Chart 2 page 108			
MB2LLN0900*	Receptacle, straight, flange mount, Checkmate™	Pin	5
MB2LLN0900-KIT*	Receptacle kit, straight, Checkmate™ Kit includes contacts	Pin	7
MB2LKN0900*	Receptacle, straight, M25, Checkmate™	Pin	6
↑ Contacts supplied separately see Chart 3 page 108			

*Standard Series receptacles are offered here as additional options for mating with Elite Series plugs.
 See Assembly Instructions starting on page 240

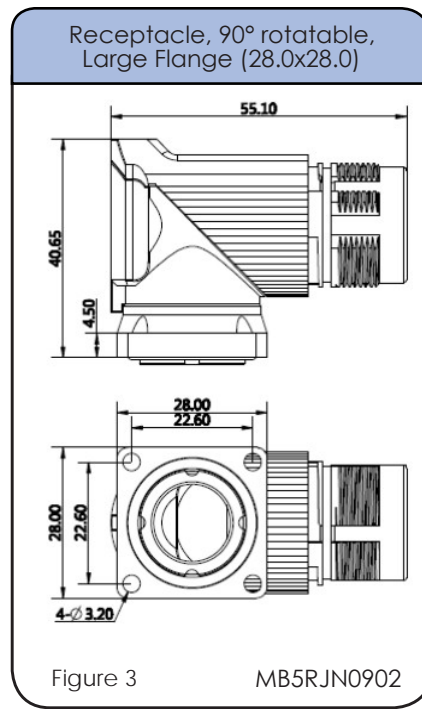
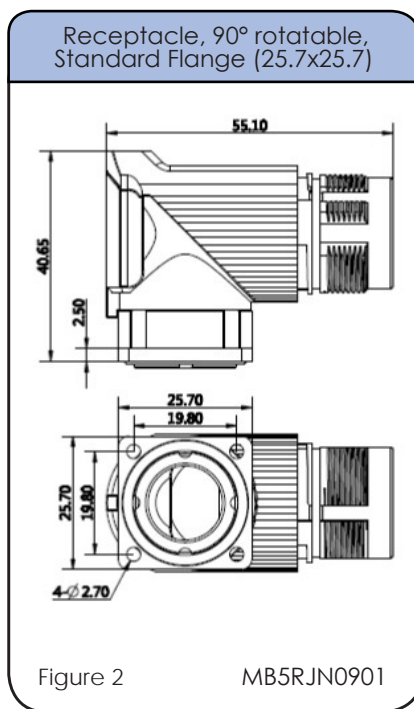
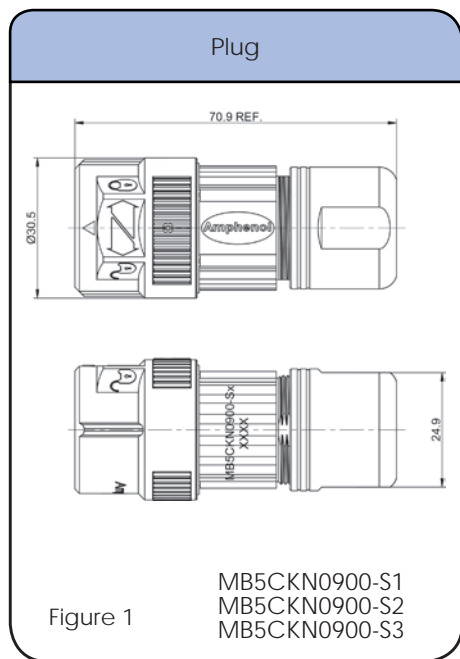
Complete datasheets can be found at www.amphenol-sine.com

Number of Contacts: 9 (4+5) Contact Size: 1.0mm, 2.0mm Sealing: IP66/67
AWG: 18-14 (0.75 - 2.5 mm²) / 18-22 (0.75 - 0.37) / 24-28 (0.25-0.10)

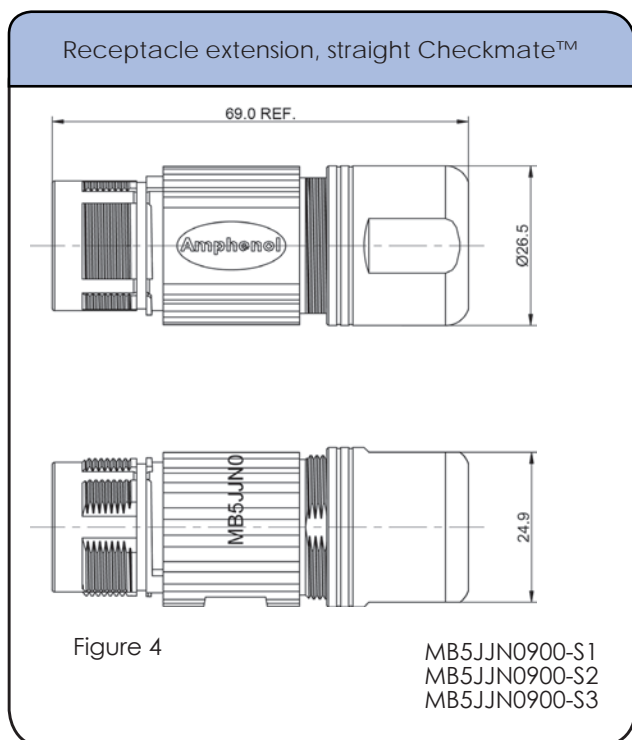
Dimensions

See Chart 1 for contacts options

See Chart 2 for contacts options for 90° Rotatable Receptacles



See Chart 2 for contacts options





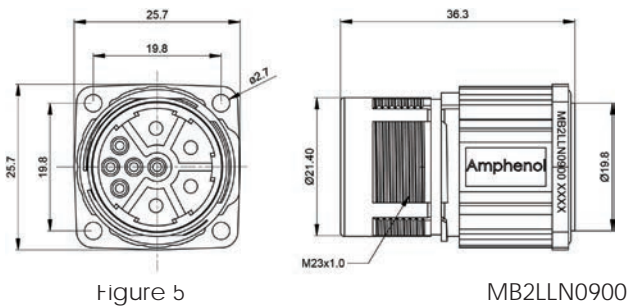
9 (4+5) POSITIONS
Power 30A/ 630V
Signal 10A/250V
Checkmate™

Number of Contacts: 9 (4+5) Contact Size: 1.0mm, 2.0mm Sealing: IP66/67
AWG: 18-14 (0.75 - 2.5 mm²) / 18-22 (0.75 - 0.37) / 24-28 (0.25-0.10)

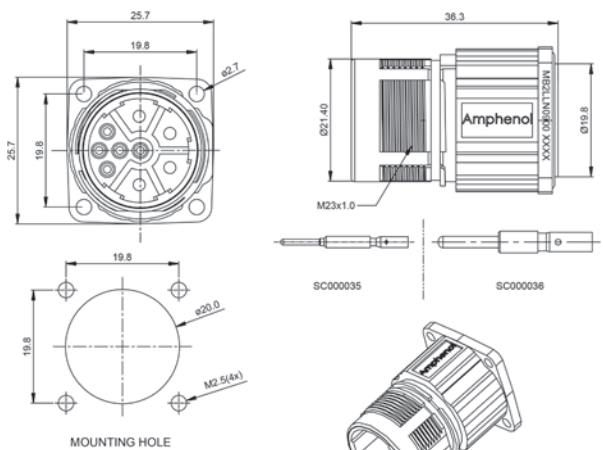
Dimensions

See Chart 3 for contacts options

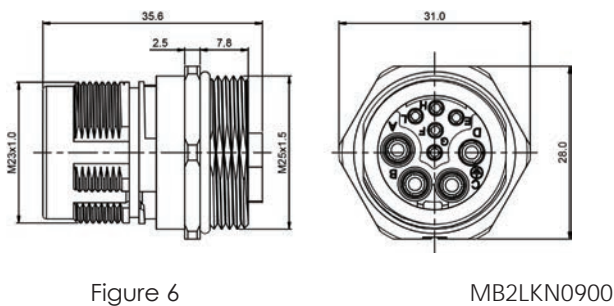
Receptacle, straight, flange mount, Checkmate™



Receptacle kit, straight, Checkmate™



Receptacle, straight, M25, Checkmate™



Number of Contacts: 9 (4+5) Contact Size: 1.0mm, 2.0mm Sealing: IP66/67
AWG: 18-14 (0.75 - 2.5 mm²) / 18-22 (0.75 - 0.37) / 24-28 (0.25-0.10)

Contacts



CHART 1

Crimp Contacts, Machined

For parts: MB5CKN0900-S1, MB5CKN0900-S2, MB5CKN0900-S3

Part #	Size	Type	AWG	mm ²	Plating
SC000259	1.0mm	Socket	22-18	0.37 - 0.75	Gold
SC000385	1.0mm	Socket	28-24	0.10 - 0.25	Gold
SC000260	2.0mm	Socket	20-14	2.5 - 0.5	Gold

CHART 2

Crimp Contacts, Machined

For parts: MB5RJN0901, MB5RJN0902, MB5JJN0900-S1, S2, S3

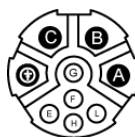
Part #	Size	Type	AWG	mm ²	Plating
SC000261	1.0mm	Pin	22-18	0.37 - 0.75	Gold
SC000386	1.0mm	Pin	28-24	0.10 - 0.25	Gold
SC000262	2.0mm	Pin	18-14	0.75 - 2.5	Gold

CHART 3

Crimp Contacts, Machined

For Parts: MB2LLN0900, MB2LKN0900, MB2LLN0900-KIT

Part #	Size	Type	AWG	mm ²	Plating
SC000035	1.0mm	Pin	22-18	0.37 - 0.75	Gold
SC000146	1.0mm	Pin	28-24	0.10 - 0.25	Gold
SC000036	2.0mm	Pin	18-14	1.5 - 0.75	Gold



9 (4+5) POSITIONS
Power 30A/ 630V
Signal 10A/250V
Checkmate™

Number of Contacts: 9 (4+5) Contact Size: 1.0mm, 2.0mm Sealing: IP66/67
AWG: 18-14 (0.75 - 2.5 mm²) / 18-22 (0.75 - 0.37) / 24-28 (0.25-0.10)

Tools

Pneumatic crimp tool. Uses universal positioner part no. SK2-2*
 Wire Range 20-32AWG



WA22

Pneumatic crimp tool. Uses universal positioner part no. UH2-5*
 Wire Range 12-26AWG



WA27F

Extraction tool. Used for removal of 1.0mm contacts from inserts.



50-54931-1

Universal hand crimp tool. Uses universal positioner part no. UH2-5*
 Wire Range 12-26AWG



AF8

Universal positioner is used with the universal hand crimp tool (AF8).
 Wire range 12-26AWG



UH2-5

Extraction tool. Used for removal of 2.0mm contacts from inserts.



50-54931-2

Universal hand crimp tool. Uses universal positioner part no. SK2-2*
 Wire Range 20-32AWG



AFM8

Universal positioner is used with crimp tools AFM8 and WA22.
 Wire range 20-32AWG



SK2-2

* The Extraction tools are required only for part numbers beginning with MB2

* The universal positioner is not included with the crimp tools and must be ordered separately.

Connector Solutions M23 Elite Series

STEP 1
Choose Plug

STEP 2
Choose Receptacle

Plugs




Plugs Kits



Receptacles



Receptacle Kit



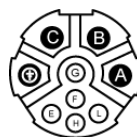
See page 14 for
connector configurations

Receptacle Extension



**BULK CABLE starts
on page 23**

SEE TABLE ON NEXT PAGE FOR PART DETAILS



9 (4+5) POSITIONS
Power 30A/ 630V
Signal 10A/ 250V
Threaded

Number of Contacts: 9 (4+5) Contact Size: 1.0mm, 2.0mm Sealing: IP66/67
AWG: 18-14 (0.75 - 2.5 mm²) / 18-22 (0.75 - 0.37) / 24-28 (0.25-0.10)

Connector Part Numbers

Part Number	Connector Type	Contact Type male = pin female = socket	Figure Drawings
	PLUGS		
MB7CKN0900-S1	Plug, straight, threaded 7.0-11.0mm cord grip	Socket	1
MB7CKN0900-S1-KIT	Plug kit, straight, threaded 7.0-11.0mm cord grip	Socket	1
MB7CKN0900-S2	Plug, straight, threaded 11.0-14.5mm cord grip	Socket	1
MB7CKN0900-S2-KIT	Plug kit, straight, threaded 11.0-14.5mm cord grip	Socket	1
MB7CKN0900-S3	Plug, straight, threaded 14.5-17.0mm cord grip	Socket	1
MB7CKN0900-S3-KIT	Plug, straight, threaded 14.5-17.0mm cord grip	Socket	1
↑ Contacts supplied separately see Chart 1 page 114			

Part Number	Connector Type	Contact Type male = pin female = socket	Figure Drawings
	RECEPTACLES		
MB7RJN0901	Receptacle, 90° rotatable, threaded Standard Flange (25.7x25.7)	Pin	2
MB7RJN0902	Receptacle, 90° rotatable, threaded Large Flange (28.0x28.0)	Pin	3
MB7JJN0900-S1	Receptacle extension, threaded 7.5-11.0mm Cable OD Range	Pin	4
MB7JJN0900-S2	Receptacle extension, threaded 11.0-14.5mm Cable OD Range	Pin	4
MB7JJN0900-S3	Receptacle extension, threaded 14.5-17.0mm Cable OD Range	Pin	4
↑ Contacts supplied separately see Chart 2 page 114			
MB1LLN0900*	Receptacle, straight, flange mount, threaded	Pin	4
MB1LLN0900-KIT*	Receptacle kit, straight, threaded Kit includes contacts	Pin	4
MB1LKN0900*	Receptacle, straight, M25, threaded	Pin	5
↑ Contacts supplied separately see Chart 3 page 114			

*Standard Series receptacles are offered here as additional options for mating with Elite Series plugs.
 See Assembly Instructions starting on page 240

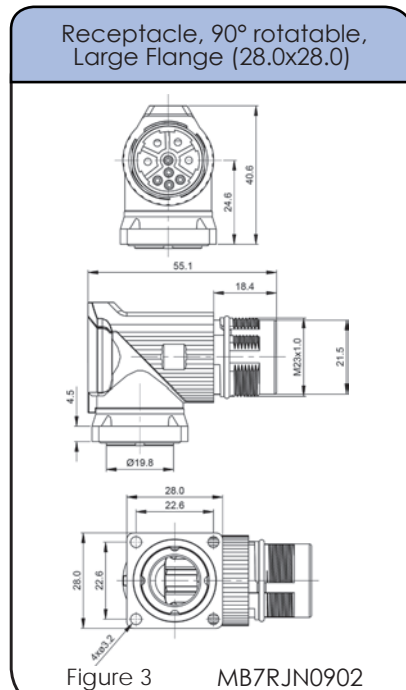
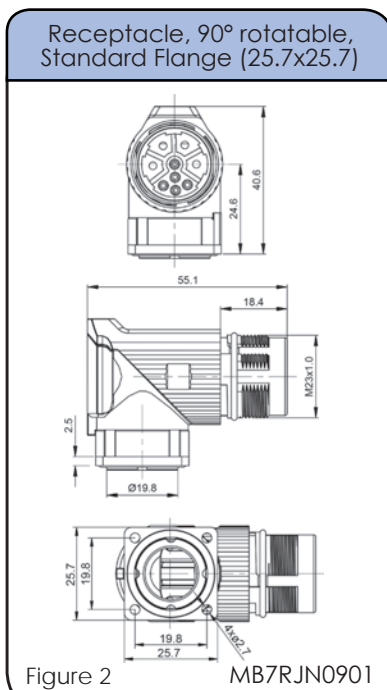
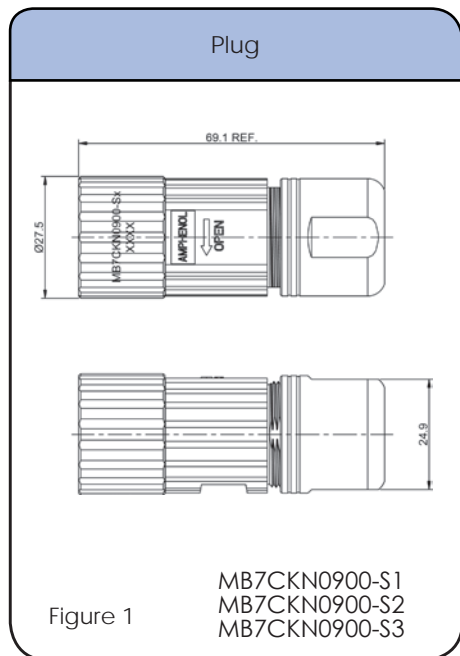
Complete datasheets can be found at www.amphenol-sine.com

Number of Contacts: 9 (4+5) Contact Size: 1.0mm, 2.0mm Sealing: IP66/67
AWG: 18-14 (0.75 - 2.5 mm²) / 18-22 (0.75 - 0.37) / 24-28 (0.25-0.10)

Dimensions

See Chart 1 for contacts options

See Chart 2 for contacts options for 90° Rotatable Receptacles





9 (4+5) POSITIONS
Power 30A/ 630V
Signal 10A/ 250V
Threaded

Number of Contacts: 9 (4+5) Contact Size: 1.0mm, 2.0mm Sealing: IP66/67
AWG: 18-14 (0.75 - 2.5 mm²) / 18-22 (0.75 - 0.37) / 24-28 (0.25-0.10)

Dimensions

See Chart 2 for contacts options

See Chart 3 for contacts options for all straight receptacles

Receptacle extension, straight, threaded

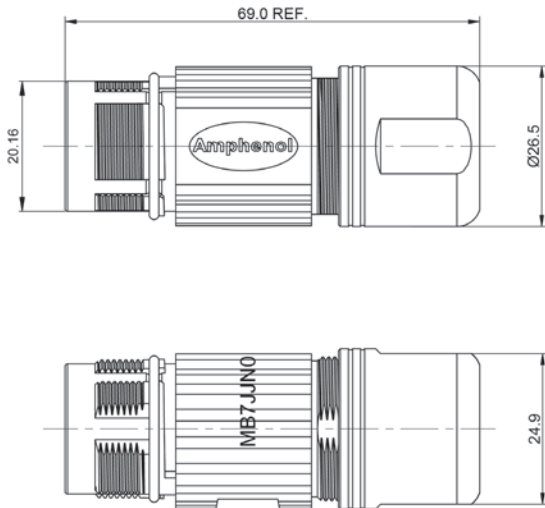


Figure 7

MB7JJN0900-S1
 MB7JJN0900-S2
 MB7JJN0900-S3

Receptacle, straight, flange mount, threaded

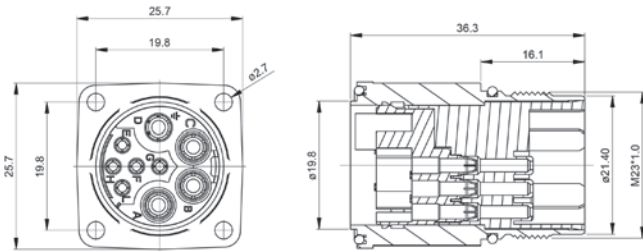


Figure 4

MB1LLN0900
 MB1LLN0900-KIT

Receptacle, straight, M25, threaded

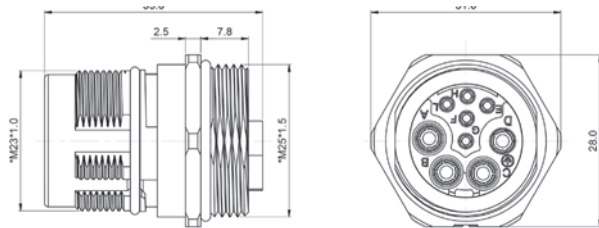


Figure 5

MB1LKN0900

Number of Contacts: 9 (4+5) Contact Size: 1.0mm, 2.0mm Sealing: IP66/67
AWG: 18-14 (0.75 - 2.5 mm²) / 18-22 (0.75 - 0.37) / 24-28 (0.25-0.10)

Contacts



CHART 1

Crimp Contacts, Machined

For parts: MB7CKN0900-S1, MB7CKN0900-S2, MB7CKN0900-S3

Part #	Size	Type	AWG	mm ²	Plating
SC000259	1.0mm	Socket	22-18	0.37 - 0.75	Gold
SC000385	1.0mm	Socket	28-24	0.10 - 0.25	Gold
SC000260	2.0mm	Socket	20-14	2.5 - 0.5	Gold

CHART 2

Crimp Contacts, Machined

For parts: MB7RJN0901, MB7RJN0902, MB7JJN0900-S1,S2,S3

Part #	Size	Type	AWG	mm ²	Plating
SC000261	1.0mm	Pin	22-18	0.37 - 0.75	Gold
SC000386	1.0mm	Pin	28-24	0.10 - 0.25	Gold
SC000262	2.0mm	Pin	18-14	0.75 - 2.5	Gold

CHART 3

Crimp Contacts, Machined

For Parts: MB1LLN0900, MB1LKN0900, MB1LLN0900-Kit

Part #	Size	Type	AWG	mm ²	Plating
SC000035	1.0mm	Pin	22-18	0.37 - 0.75	Gold
SC000146	1.0mm	Pin	28-24	0.10 - 0.25	Gold
SC000036	2.0mm	Pin	18-14	1.5 - 0.75	Gold



9 (4+5) POSITIONS
Power 30A/ 630V
Signal 10A/ 250V
Threaded

Number of Contacts: 9 (4+5) Contact Size: 1.0mm, 2.0mm Sealing: IP66/67
AWG: 18-14 (0.75 - 2.5 mm²) / 18-22 (0.75 - 0.37) / 24-28 (0.25-0.10)

Tools

Pneumatic crimp tool. Uses universal positioner part no. SK2-2*
 Wire Range 20-32AWG



WA22

Pneumatic crimp tool. Uses universal positioner part no. UH2-5*
 Wire Range 12-26AWG



WA27F

Extraction tool. Used for removal of 1.0mm contacts from inserts.



50-54931-1

Universal hand crimp tool. Uses universal positioner part no. UH2-5*
 Wire Range 12-26AWG



AF8

Universal positioner is used with the universal hand crimp tool (AF8).
 Wire range 12-26AWG



UH2-5

Extraction tool. Used for removal of 2.0mm contacts from inserts.



50-54931-2

Universal hand crimp tool. Uses universal positioner part no. SK2-2*
 Wire Range 20-32AWG



AFM8

Universal positioner is used with crimp tools AFM8 and WA22.
 Wire range 20-32AWG



SK2-2

* The Extraction tools are required only for part numbers beginning with MB1

* The universal positioner is not included with the crimp tools and must be ordered separately.

M23 Hybrid Series

STEP 1
Choose Plug

STEP 2
Choose Receptacle



Plugs



Receptacles



MB1WSN8H00



MB3XSN8HS1
MB3XSN8HS2
MB3XSN8HS3



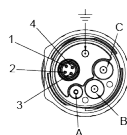
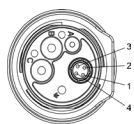
MB1YSN8H00



MB3ZSN8HS1
MB3ZSN8HS2
MB3ZSN8HS3

SEE TABLE ON NEXT PAGE FOR PART DETAILS

CONTACTS SOLD SEPARATELY SEE PAGE 107



**8 POSITIONS 18A PE/1A
Signal/0.5A Quadrax / 850V
PE & Signal/ 30V Quadrax**

Style: Pin Number of Contacts: 8 Sealing: IP66/67

Contact Size: 2 Power + PE (2.0mm) + 1 Signal (1.0mm), 4 Quadrax Ethernet Element (.7mm)

AWG: 18-14 (0.75 - 2.5 mm²) / 18-22 (0.75-- 0.37 mm²) / 22-28 (0.37 - 0.10 mm²)

Connector Part Numbers

Part Number	Connector Type	Contact Type male = pin female = socket	Cable Diameter	Amps /Volts	Figure Drawings
MB1WSN8H00	Plug, hybrid, straight, panel mount, threaded	Socket		1A signal, 18A power, 0.5A Quadrax 850V PE & Signal 30V Quadrax	1
MB3XSN8HS1	Plug, hybrid, straight, threaded	Socket	7.5-11.0mm		2
MB3XSN8HS2	Plug, hybrid, straight, threaded	Socket	11.0-14.0mm		2
MB3XSN8HS3	Plug, hybrid, straight, threaded	Socket	14.5-17.0mm		2
MB1YSN8H00	Receptacle, hybrid, straight, panel mount, threaded	Pin		1A signal, 18A power, 0.5A Quadrax 850V PE & Signal 30V Quadrax	3
MB3ZSN8HS1	Receptacle extension, hybrid, threaded	Pin	7.5-11.0mm		4
MB3ZSN8HS2	Receptacle extension, hybrid, threaded	Pin	11.0-14.0mm		4
MB3ZSN8HS3	Receptacle extension, hybrid, threaded	Pin	14.5-17.0mm		4

Contacts supplied separately see page 119

BULK CABLE starts on page 23

Complete datasheets can be found at www.amphenol-sine.com

Style: Pin Number of Contacts: 8 Sealing: IP66/67

Contact Size: 2 Power + PE (2.0mm) + 1 Signal (1.0mm), 4 Quadrap Ethernet Element (.7mm)

AWG: 18-14 (0.75 - 2.5 mm²) / 18-22 (0.75-- 0.37 mm²) / 22--28 (0.37 - 0.10 mm²)

Dimensional Drawings Plugs & Receptacles

Plug, hybrid, straight, panel mount, threaded

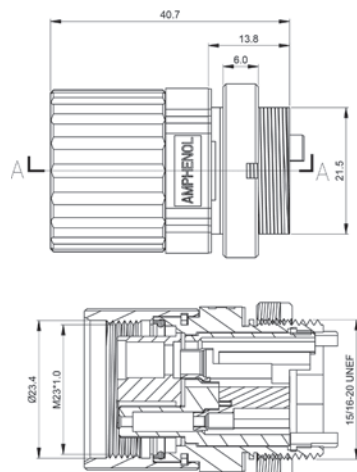


Figure 1

MB1WSN8H00

Plug, hybrid, straight, threaded

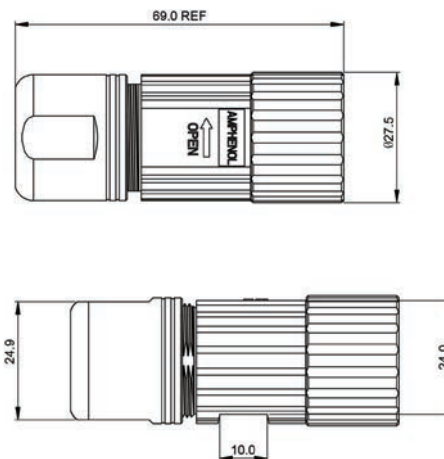


Figure 2

MB3XSN8HS1
MB3XSN8HS2
MB3XSN8HS3

Receptacle, hybrid, straight, panel mount, threaded

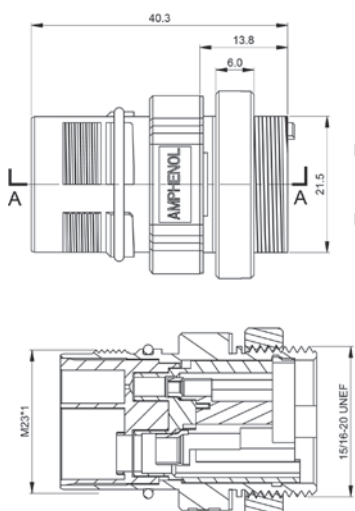


Figure 3

MB1YSN8H00

Receptacle extension, hybrid, threaded

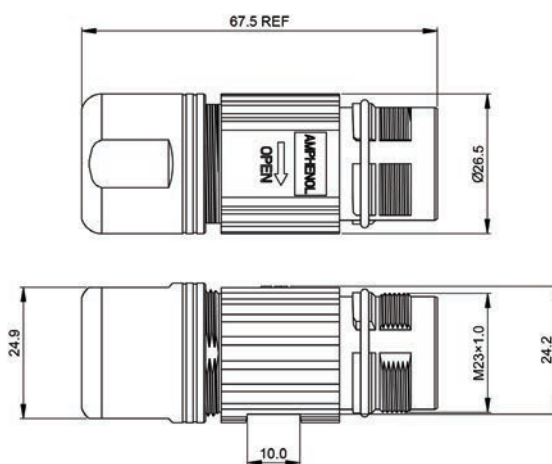
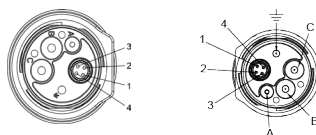


Figure 1

MB3ZSN8HS1
MB3ZSN8HS2
MB3ZSN8HS3



8 POSITIONS 18A PE/1A
Signal/0.5A Quadrax / 850V
PE & Signal/ 30V Quadrax

Style: Pin Number of Contacts: 8 Sealing: IP66/67

Contact Size: 2 Power + PE (2.0mm) + 1 Signal (1.0mm), 4 Quadrax Ethernet Element (.7mm)

AWG: 18-14 (0.75 - 2.5 mm²) / 18-22 (0.75-- 0.37 mm²) / 22-28 (0.37 - 0.10 mm²)

Contacts

Hybrid Contacts



Part Number	Pin/Socket	AWG	mm ²	Size	Plating
SC000259	Socket	18-22	0.75 - 0.37	1.0mm	Gold
SC000260	Socket	14-20	2.5 - 0.5	2.0mm	Gold
SC000264	Socket	22-28	0.37 - 0.10	0.7mm	Gold
SC000261	Pin	18-22	0.75 - 0.37	1.0mm	Gold
SC000262	Pin	14-18	2.5 - 0.75	2.0mm	Gold
SC000263	Pin	22-28	0.37 - 0.10	0.7mm	Gold

Tools

Universal hand crimp tool. Uses universal positioner part no. UH2-5. Wire crimp range 12-26AWG



AF8

Universal hand crimp tool. Uses universal positioner part no. SK2-2. Wire range 20-32AWG



AFM8

Pneumatic crimp tool. Uses universal positioner part no. SK2-2. Wire range 20-32AWG



WA22

Universal positioner is used with the universal hand crimp tool (AF8). Wire range 12-26AWG



UH2-5

Universal positioner is used with crimp tools AFM8 and WA22. Wire range 20-32AWG



SK2-2

Pneumatic crimp tool. Uses universal positioner part no. WA23-101DA and MFX-3966.



WA23

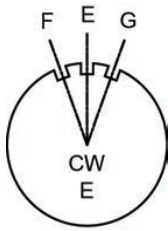
Die Assembly, Size 10, is used with the Pneumatic crimp tool. WA23



WA23-101DA

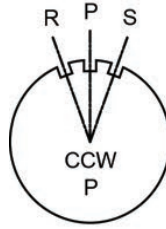
Connector Solutions M23 Standard Series

STEP 1 Choose Plug

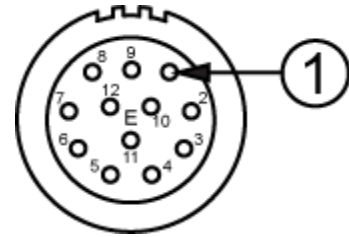


Standard connector parts mate "E"
Plugs with "P" Receptacles, Mating
parts use opposite contact types.
*example: plug with pin contacts
mates with a receptacle using socket
contacts.*
Other key code options available
not listed here. Please call customer
service for assistance when ordering
F,G,R,S. See page 16 for connector
configurations

STEP 2 Choose Receptacle



STEP 3 Choose Backshell/Cord Grip



Plugs



MA1CAE1200



MA1EAE1200



MA2CAE1200

Plug Connector Kits



MA1CAE1200-KIT



Checkmate™

P30739-S1
P30739-S2
P30739-S3

Receptacles



MA1LAP1200



MA7RAP1201
MA7RAP1202



MA1JAP1200



MA3TNP1200-S1
MA3TNP1200-S2
MA3TNP1200-S3



MA2LAP1200



MA5RAP1201
MA5RAP1202



MA2JAP1200

Receptacle Kits



MA1LAP1200-KIT
MA1LAP1200S-KIT



Checkmate™
MA2LAP1200S-KIT

Cord Grips



MA6CG-S1
MA6CG-S2
MA6CG-S3

FlexGrip™ Backshell System



MA4FSR-A8.5
MA4FSR-A10.5
MA4FSR-A12.8

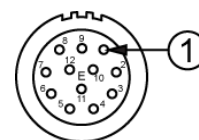
more about
FlexGrip™
on page 256

BULK CABLE
starts on
page 23

SEE TABLE ON NEXT PAGE FOR PART DETAILS

CONTACTS SOLD SEPARATELY SEE PAGE 127

*Elite Series receptacles are offered here as additional options for mating with Standard Series plugs. See Assembly Instructions starting on page 240



12 POSITIONS
10A / 160V
E type

Style: E type Plug **Number of Contacts: 12** **Contact Size: 1.0mm**
Sealing: IP66/67 **AWG: 22-18 (0.37 - 0.75 mm²) / 24-28 (0.25 - 0.10 mm²)**

Checkmate™ Connector Part Numbers

Check Mate™
Quick Locking Connectors

Part Number	Connector Type <i>Checkmate™ parts will mate with threaded parts. Just remove the O-ring from the threaded part.</i>	Style	Contact Type male = pin mates with female = socket ↓Mating Parts↓		Figure Drawings
MA2CAE1200	Plug, straight, Checkmate™	E	Pin	Socket	1
P30739-S1	Plug kit, straight, Checkmate™ , 4.5-7.5mm cord grip Kit includes contacts	E		Socket	2
P30739-S2	Plug kit, straight, Checkmate™ , 7.5-11.0mm cord grip Kit includes contacts	E		Socket	2
P30739-S3	Plug kit, straight, Checkmate™ , 11.0-15.0mm cord grip Kit includes contacts	E		Socket	2
MA2LAP1200	Receptacle, straight, flange mount, Checkmate™	P	Socket	Pin	3
MA2LAP1200-KIT	Receptacle Kit, straight, flange mount, Checkmate™ . Kit includes contacts.	P		Pin	3
MA2LAP1200-KIT	Receptacle Kit, straight, flange mount, Checkmate™ . Kit includes contacts.	P	Socket		3
MA2JAP1200	Receptacle extension, Checkmate™	P	Socket	Pin	4
MA5RAP1201*	Receptacle, 90° rotatable, Checkmate™ Standard Flange (25.7x25.7)	P	Socket	Pin	5
MA5RAP1202*	Receptacle, 90° rotatable, Checkmate™ Large Flange (28.0x28.0)	P	Socket	Pin	6
↑ Contacts supplied separately see Chart 1 page 127					

Threaded Connector Part Numbers

Part Number	Connector Type <i>Checkmate™ parts will mate with threaded parts. Just remove the O-ring from the threaded part.</i>	Style	Contact Type male = pin mates with female = socket ↓Mating Parts↓		Figure Drawings
MA1CAE1200	Plug, straight, threaded	E	Pin	Socket	7
MA1CAE1200-KIT	Plug kit, straight, threaded, 7.5-11.0mm cord grip Kit includes contacts	E		Socket	8
MA1CAE1200M-KIT	Plug kit, straight, threaded; 7.5-11.0mm cord grip Kit includes contacts	E	Pin		8
MA1EAE1200	Plug, 90° rotatable, threaded	E	Pin	Socket	9
MA1LAP1200	Receptacle, straight, flange mount, threaded	P		Pin	10
MA1LAP1200-KIT	Receptacle kit, straight, threaded, flange mount Kit includes contacts	P		Pin	10
MA1LAP1200S-KIT	Receptacle kit, straight, threaded, flange mount. Kit includes contacts	P	Socket		10
MA3TNP1200-S1	Receptacle, bulkhead, threaded	P	Socket	Pin	11
MA3TNP1200-S2	Receptacle, bulkhead, threaded	P	Socket	Pin	12
MA3TNP1200-S3	Receptacle, bulkhead, threaded	P	Socket	Pin	13
↑ Contacts supplied separately see Chart 1 page 127					

part numbers continued on next page

Style: E type Plug Number of Contacts: 12 Contact Size: 1.0mm
 Sealing: IP66/67 AWG: 22-18 (0.37 - 0.75 mm²) / 24-28 (0.25 - 0.10 mm²)

Part Number	Connector Type <i>Checkmate™ parts will mate with threaded parts. Just remove the O-ring from the threaded part.</i>	Style	Contact Type male = pin mates with female = socket ↓Mating Parts↓		Figure Drawings
MA1JAP1200	Receptacle extension, threaded	P	Socket	Pin	14
MA7RAP1201*	Receptacle, 90° rotatable, threaded Standard Flange (25.7x25.7)	P	Socket	Pin	15
MA7RAP1202*	Receptacle, 90° rotatable, threaded Large Flange (28.0x28.0)	P	Socket	Pin	16
↑ Contacts supplied separately see Chart 1 page 127					

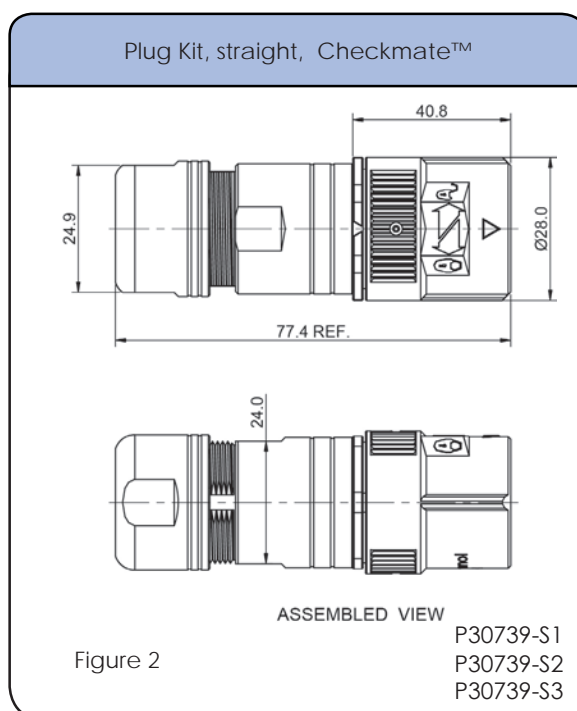
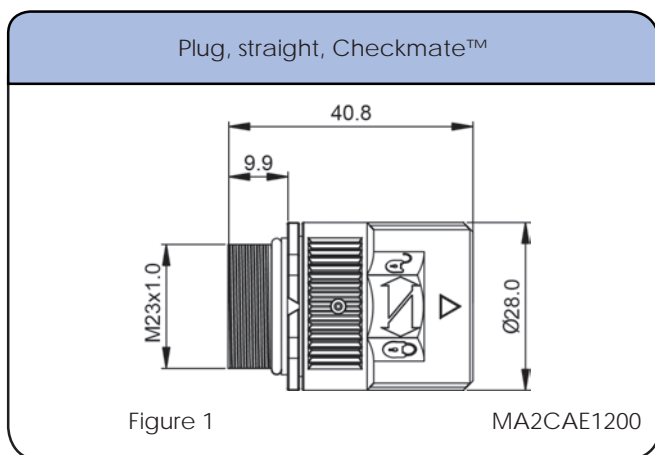
Cord Grips and Backshells

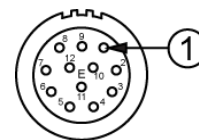
Part Number	Type	Cable Range (mm)	Figure Drawings
MA6CG-S1	Cord grip	4.5-7.5mm	17
MA6CG-S2	Cord grip	7.5-11.0mm	17
MA6CG-S3	Cord grip	11.0-15.0mm	17
MA4FSR-A8.5*	Flex Grip™ backshell	7.5-8.5mm	18
MA4FSR-A10.5*	Flex Grip™ backshell	9.5-10.5mm	18
MA4FSR-A12.8*	Flex Grip™ backshell	11.5-12.8mm	18

*Must be potted to achieve IP67 ratings.

Checkmate™ Dimensions Straight Plug/ Plug Kits

See Chart 1 for contacts options





12 POSITIONS
10A / 160V
E type

Style: E type Plug Number of Contacts: 12 Contact Size: 1.0mm
Sealing: IP66/67 AWG: 22-18 (0.37 - 0.75 mm²) / 24-28 (0.25 - 0.10 mm²)

Checkmate™ Dimensions Straight Receptacles / Receptacles Extension

See Chart 1 for contacts options

Receptacle, straight, flange mount, Checkmate™

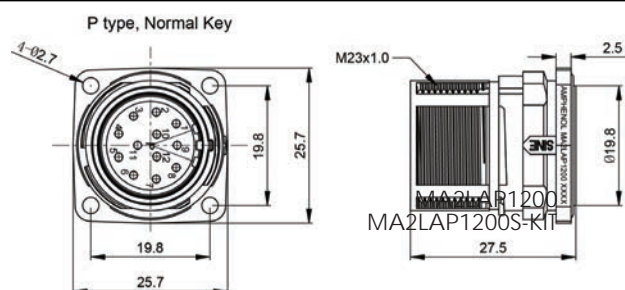


Figure 3

Receptacle, extension, Checkmate™

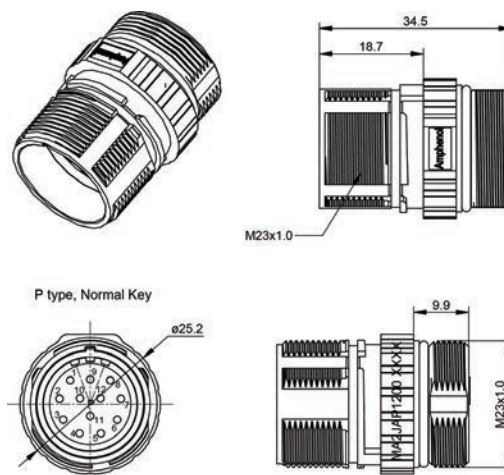


Figure 4

MA2JAP1200

Checkmate™ Dimensions 90° Receptacles

See Chart 1 for contacts options

Receptacle, 90°,
Standard Flange (25.7x25.7)

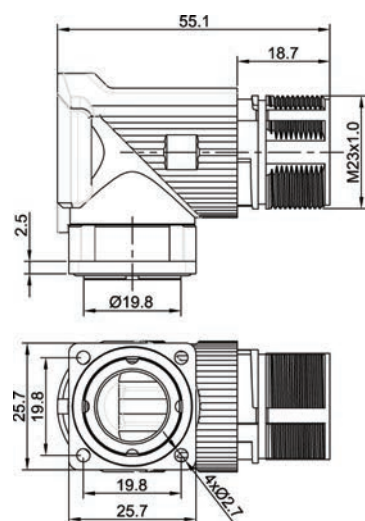


Figure 5

MA5RAP1201

Receptacle, 90°,
Large Flange (28.0x28.0)

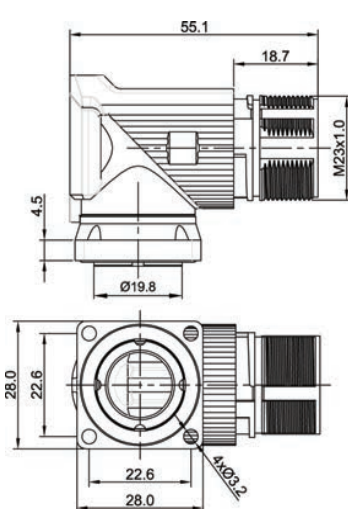


Figure 6

MA5RAP1202

Style: E type Plug **Number of Contacts: 12** **Contact Size: 1.0mm**
Sealing: IP66/67 **AWG: 22-18 (0.37 - 0.75 mm²) / 24-28 (0.25 - 0.10 mm²)**

Threaded Dimensions Straight Plug/ Plug Kits

See Chart 1 for contacts options

Plug, straight, threaded

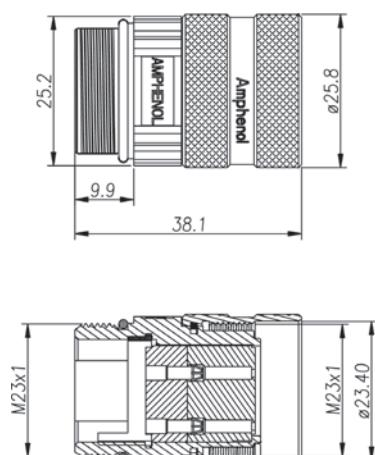


Figure 7

MA1CAE1200

Plug Kit, straight, Threaded

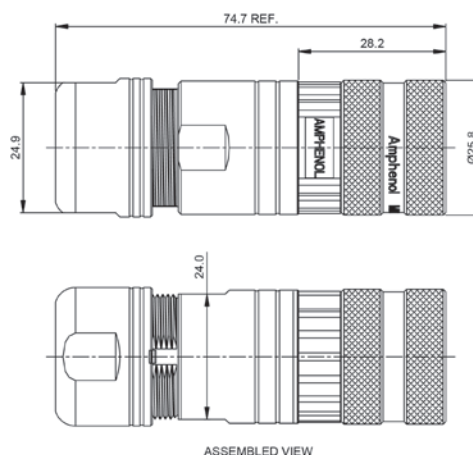


Figure 8

MA1CAE1200-KIT
MA1CAE1200M-KIT

Threaded Dimensions Straight Receptacles /Receptacle Kits

See Chart 1 for contacts options

Receptacle, straight, flange mount, threaded

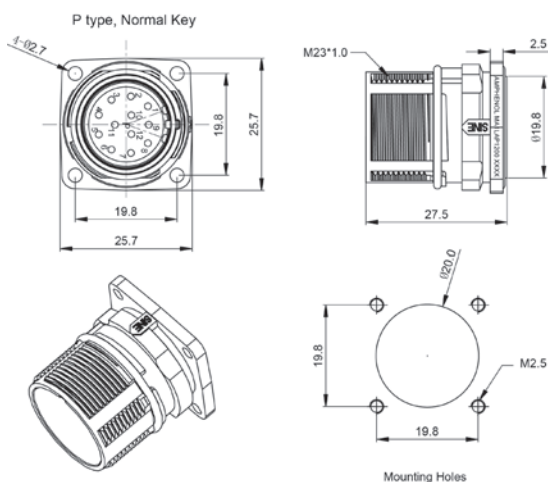


Figure 10

MA1LAP1200
MA1LAP1200-KIT
MA1LAP1200S-KIT

Plug, 90° rotatable, threaded

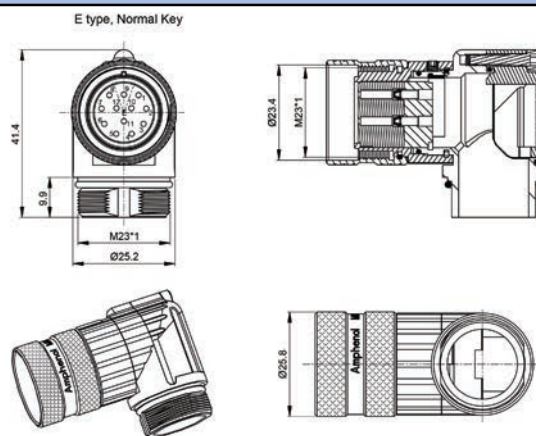
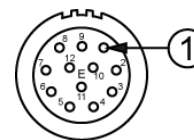


Figure 9

MA1EAE1200

Complete datasheets can be found at www.amphenol-sine.com



12 POSITIONS
10A / 160V
E type

Style: E type Plug Number of Contacts: 12 Contact Size: 1.0mm
Sealing: IP66/67 AWG: 22-18 (0.37 - 0.75 mm²) / 24-28 (0.25 - 0.10 mm²)

Threaded Dimensions Bulkhead Receptacles / Receptacle Extension

See Chart 1 for contacts options

Receptacle, bulkhead, threaded, 4.5-7.5mm Cord Grip

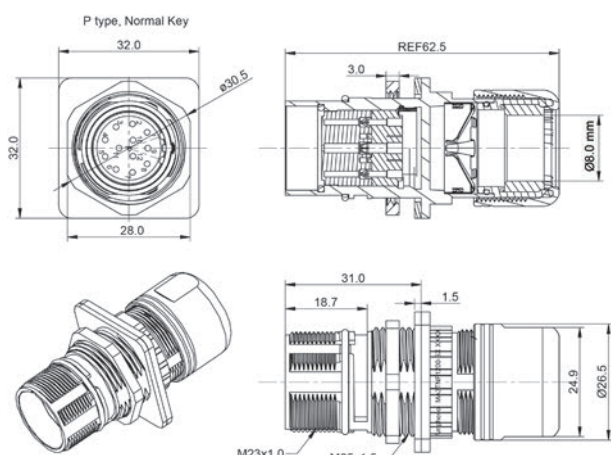


Figure 11

MA3TNP1200-S1

Receptacle, bulkhead, threaded, 7.5-11mm Cord Grip

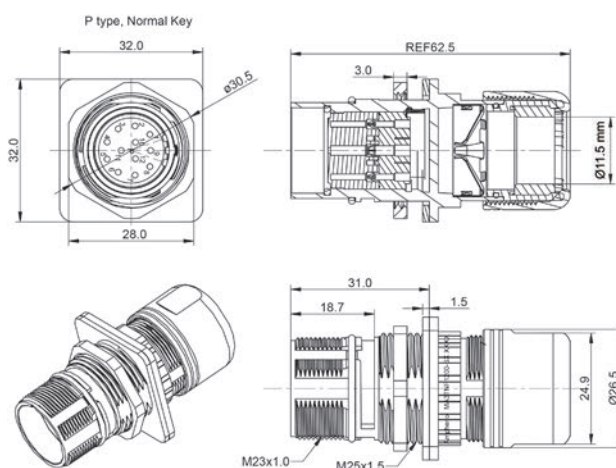


Figure 12

MA3TNP1200-S2

Receptacle, bulkhead, threaded, 11-15mm Cord Grip

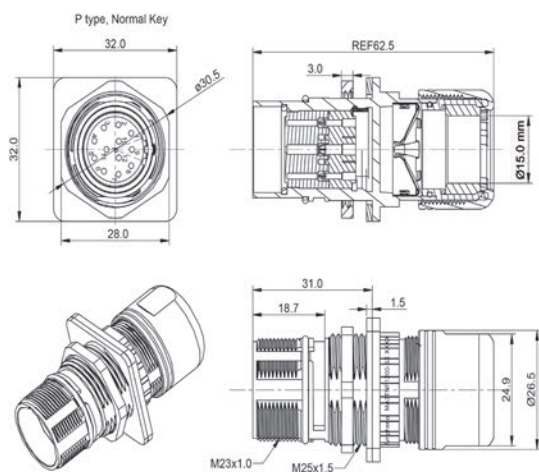


Figure 13

MA3TNP1200-S3

Receptacle, extension, threaded

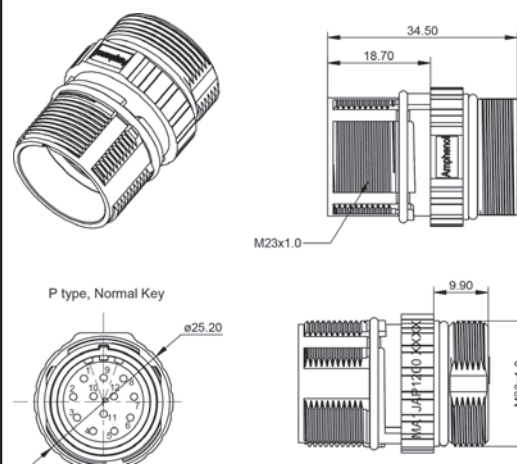


Figure 14

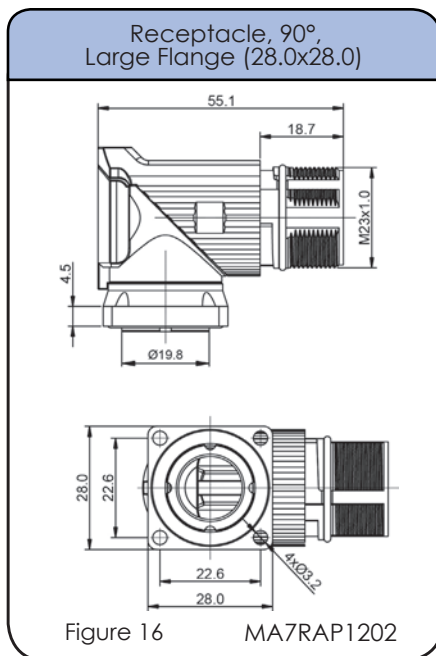
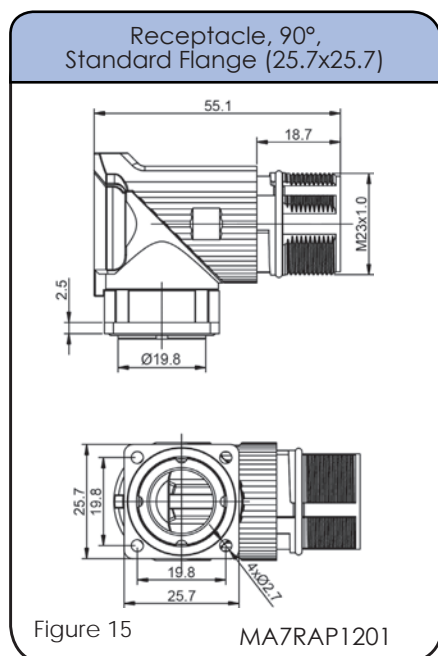
MA1JAP1200

Complete datasheets can be found at www.amphenol-sine.com

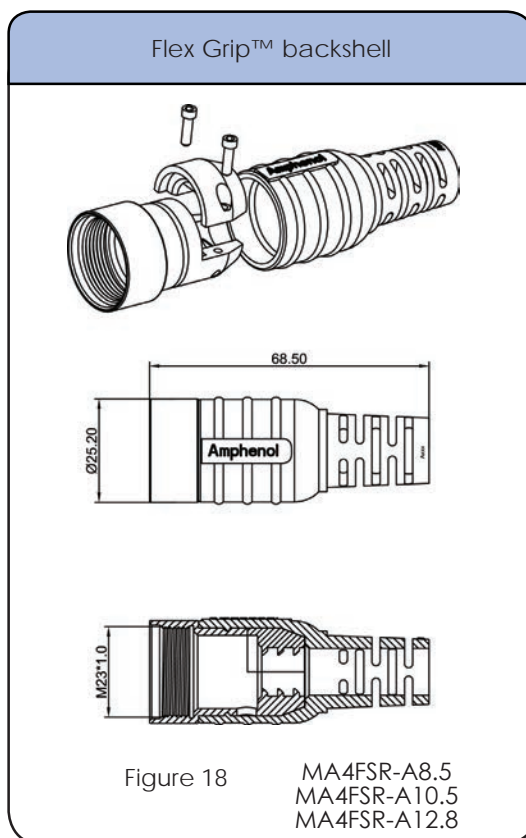
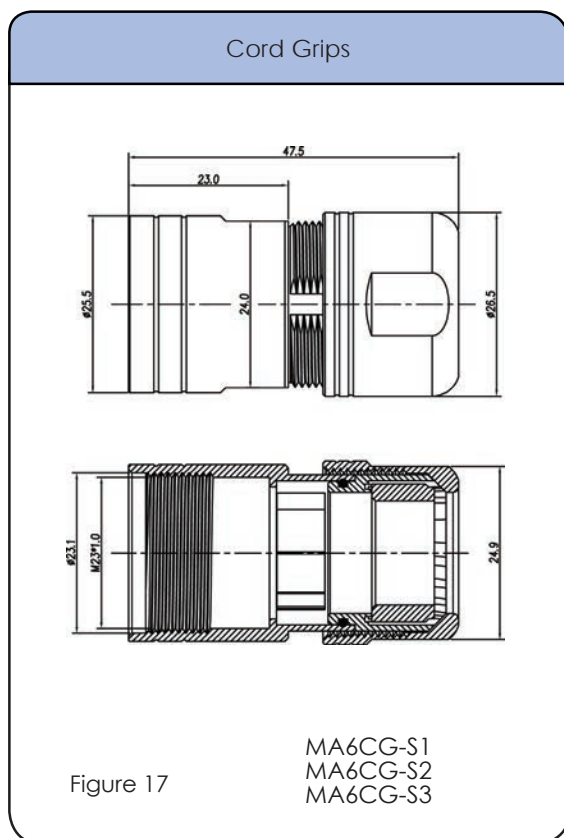
Style: E type Plug Number of Contacts: 12 Contact Size: 1.0mm
Sealing: IP66/67 22-18 (0.37 - 0.75 mm²) / 24-28 (0.25 - 0.10 mm²)

Threaded Dimensions 90° Rotatable Receptacles

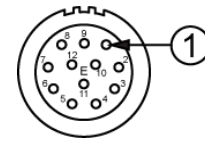
See Chart 1 for contacts options



Dimensions Cord Grips / Backshells



Complete datasheets can be found at www.amphenol-sine.com



12 POSITIONS
10A / 160V
E type

Style: E type Plug **Number of Contacts: 12** **Contact Size: 1.0mm**
Sealing: IP66/67 **22-18 (0.37 - 0.75 mm²) / 24-28 (0.25 - 0.10 mm²)**

Contacts



CHART 1

Crimp Contacts, Machined

Part Number	Pin/Socket	AWG	mm ²	Plating
SC000035	Pin	22-18	0.37 - 0.75	Gold
SC000146	Pin	28-24	0.10 - 0.25	Gold
SC000044	Socket	22-18	0.37 - 0.75	Gold
SC000030	Socket	28-24	0.10 - 0.25	Gold

Machined Contacts

Tools

Universal hand crimp tool. Uses universal positioner part no. SK2-2*
 Wire range 20-32AWG



AFM8

Universal hand crimp tool. Uses universal positioner part no. UH2-5*
 Wire range 12-26AWG



AF8

Pneumatic crimp tool. Uses universal positioner part no. SK2-2*
 Wire range 20-32AWG



WA22

Universal positioner is used with crimp tools AFM8 and WA22.
 Wire range 20-32AWG



SK2-2

Universal positioner is used with the universal hand crimp tool (AF8).
 Wire range 12-26AWG



UH2-5

Pneumatic crimp tool. Uses universal positioner part no. UH2-5*.
 Wire range 12-26AWG



WA27F

Extraction tool. Used for removal of 1.0mm contacts from inserts.



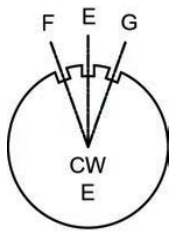
50-54931-1

* The universal positioner is not included with the crimp tools and must be ordered separately.

Complete datasheets can be found at www.amphenol-sine.com

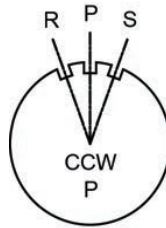
Connector Solutions M23 Standard Series

STEP 1 Choose Plug

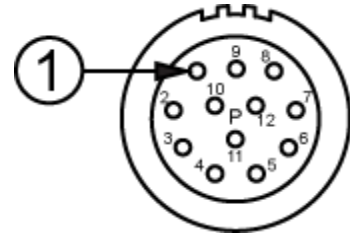


Standard connector parts mate "E" Plugs with "P" Receptacles, Mating parts use opposite contact types. *example: plug with pin contacts mates with a receptacle using socket contacts.* Other key code options available not listed here. Please call customer service for assistance when ordering F,G,R,S. See page 16 for connector configurations

STEP 2 Choose Receptacle



STEP 3 Choose Backshell/Cord Grip



Plugs



MA1CAP1200



MA1EAP1200



MA2CAP1200

Plug Connector Kits



MA1CAP1200-KIT
MA1CAP1200M-KIT



P30740-S1
P30740-S2
P30740-S3

Receptacles



MA1LAE1200



MA7RAE1201
MA7RAE1202



MA1JAE1200



MA3TNE1200-S1
MA3TNE1200-S2
MA3TNE1200-S3



MA2LAE1200



MA5RAE1201
MA5RAE1202



MA2JAE1200

Receptacle Kits



MA1LAE1200-KIT
MA1LAE1200S-KIT



MA2LAE1200-KIT
MA2LAE1200S-KIT

Cord Grips



MA6CG-S1
MA6CG-S2
MA6CG-S3

FlexGrip™ Backshell System



MA4FSR-A8.5
MA4FSR-A10.5
MA4FSR-A12.8

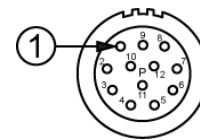
more about
FlexGrip™
on page 256

BULK CABLE
starts on
page 23

SEE TABLE ON NEXT PAGE FOR PART DETAILS

CONTACTS SOLD SEPARATELY SEE PAGE 136

*Elite Series receptacles are offered here as additional options for mating with Standard Series plugs. See Assembly Instructions starting on page 240



12 POSITIONS
10A / 160V
P type

Style: P type Plug **Number of Contacts: 12** **Contact Size: 1.0mm**
Sealing: IP66/67 **AWG: 22-18 (0.37 - 0.75 mm²) / 24-28 (0.25 - 0.10 mm²)**



Checkmate™ Connector Part Numbers

Part Number	Connector Type <i>Checkmate™ parts will mate with threaded parts. Just remove the O-ring from the threaded part.</i>	Style	Contact Type male = pin mates with female = socket ↓Mating Parts↓		Figure Drawings
MA2CAP1200	Plug, straight, Checkmate™	P	Pin	Socket	1
P30740-S1	Plug kit, straight, Checkmate™ , 4.5-7.5mm Kit includes contacts	P		Socket	2
P30740-S2	Plug kit, straight, Checkmate™ , 7.5-11.0mm Kit includes contacts	P		Socket	2
P30740-S3	Plug kit, straight, Checkmate™ , 11.0-15.0mm Kit includes contacts	P		Socket	2
MA2LAE1200	Receptacle, straight, flange mount, Checkmate™	E	Socket	Pin	3
MA2LAE1200-KIT	Receptacle kit, straight, flange mount, Checkmate™ Kit includes contacts	E		Pin	3
MA2LAE1200S-KIT	Receptacle kit, straight, flange mount, Checkmate™ Kit includes contacts	E	Socket		3
MA2JAE1200	Receptacle extension, Checkmate™	E	Socket	Pin	4
MA5RAE1201*	Receptacle, 90° rotatable, Checkmate™ Standard Flange (25.7x25.7)	E	Socket	Pin	5
MA5RAE1202*	Receptacle, 90° rotatable, Checkmate™ Large Flange (28.0x28.0)	E	Socket	Pin	6
↑ Contacts supplied separately see Chart 1 page 136					

Threaded Connector Part Numbers

Part Number	Connector Type <i>Checkmate™ parts will mate with threaded parts. Just remove the O-ring from the threaded part.</i>	Style	Contact Type male = pin mates with female = socket ↓Mating Parts↓		Figure Drawings
MA1CAP1200	Plug, straight, threaded	P	Pin	Socket	7
MA1CAP1200-KIT	Plug kit, straight, 7.5-11.0mm cord grip Kit includes contacts	P		Socket	8
MA1CAP1200M-KIT	Plug kit, straight, 7.5-11.0mm cord grip. Contacts included	P	Pin		8
MA1EAP1200	Plug, 90° rotatable, threaded	P	Pin	Socket	9
MA1LAE1200	Receptacle, straight, flange mount, threaded	E	Socket	Pin	10
MA1LAE1200-KIT	Receptacle kit, straight, threaded. Contacts included	E		Pin	11
MA1LAE1200S-KIT	Receptacle kit, straight, threaded. Contacts included	E	Socket		11
MA3TNE1200-S1	Receptacle, bulkhead, threaded, 4.5-7.5mm	E	Socket	Pin	12
↑ Contacts supplied separately see Chart 1 page 136					

part numbers continued on next page

Style: P type Plug Number of Contacts: 12 Contact Size: 1.0mm
 Sealing: IP66/67 AWG: 22-18 (0.37 - 0.75 mm²) / 24-28 (0.25 - 0.10 mm²)

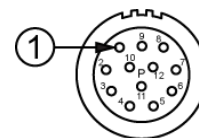
Threaded Connector Part Numbers (con't)

Part Number	Connector Type <i>Checkmate™ parts will mate with threaded parts. Just remove the O-ring from the threaded part.</i>	Style	Contact Type male = pin mates with female = socket ↓Mating Parts↓		Figure Drawings
MA3TNE1200-S2	Receptacle, bulkhead, threaded, 7.5-11mm	E	Socket	Pin	13
MA3TNE1200-S3	Receptacle, bulkhead, threaded, 11.0-15mm	E	Socket	Pin	14
MA1JAE1200	Receptacle extension, threaded	E	Socket	Pin	15
MA7RAE1201*	Receptacle, 90° rotatable, threaded Standard Flange (25.7x25.7)	E	Socket	Pin	16
MA7RAE1202*	Receptacle, 90° rotatable, threaded Large Flange (28.0x28.0)	E	Socket	Pin	17
↑ Contacts supplied separately see Chart 1 page 136					

Cord Grips and Backshells

Part Number	Type	Cable Range (mm)	Figure Drawings
MA6CG-S1	Cord grip	4.5-7.5mm	18
MA6CG-S2	Cord grip	7.5-11.0mm	18
MA6CG-S3	Cord grip	11.0-15.0mm	18
MA4FSR-A8.5*	Flex Grip™ backshell	7.5-8.5mm	19
MA4FSR-A10.5*	Flex Grip™ backshell	9.5-10.5mm	19
MA4FSR-A12.8*	Flex Grip™ backshell	11.5-12.8mm	19

*Must be potted to achieve IP67 ratings.

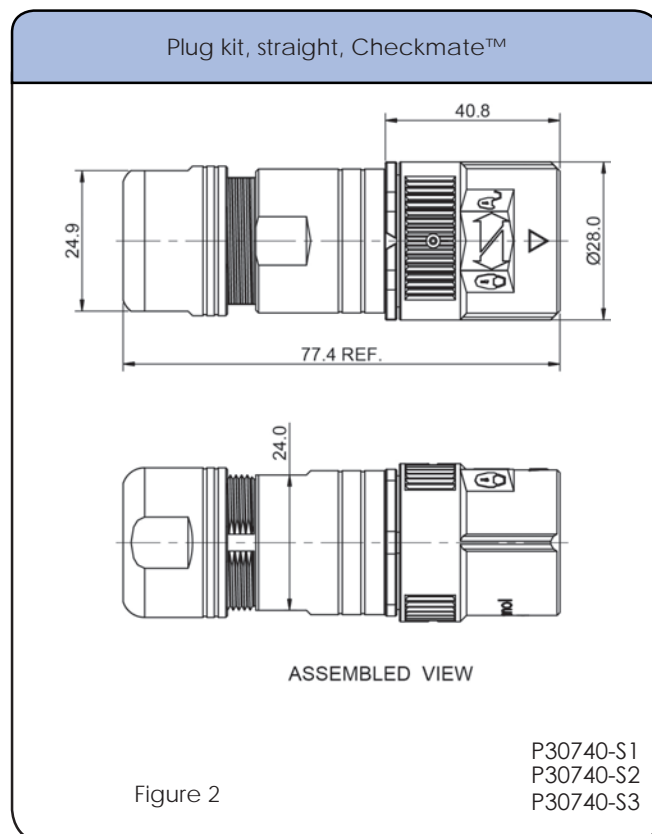
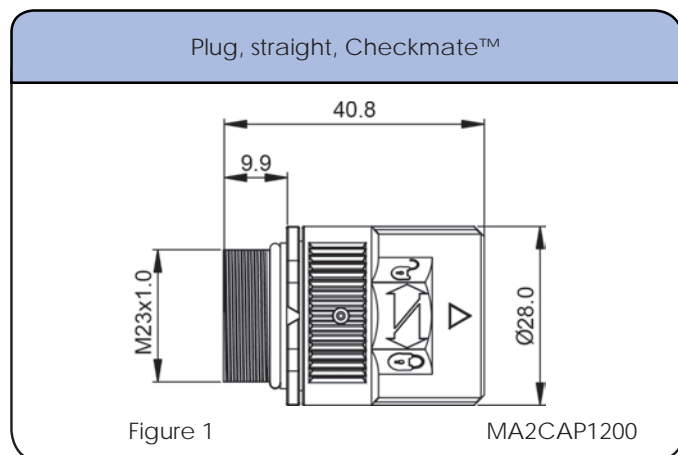


12 POSITIONS
10A / 160V
P type

Style: P type Plug Number of Contacts: 12 Contact Size: 1.0mm
Sealing: IP66/67 AWG: 22-18 (0.37 - 0.75 mm²) / 24-28 (0.25 - 0.10 mm²)

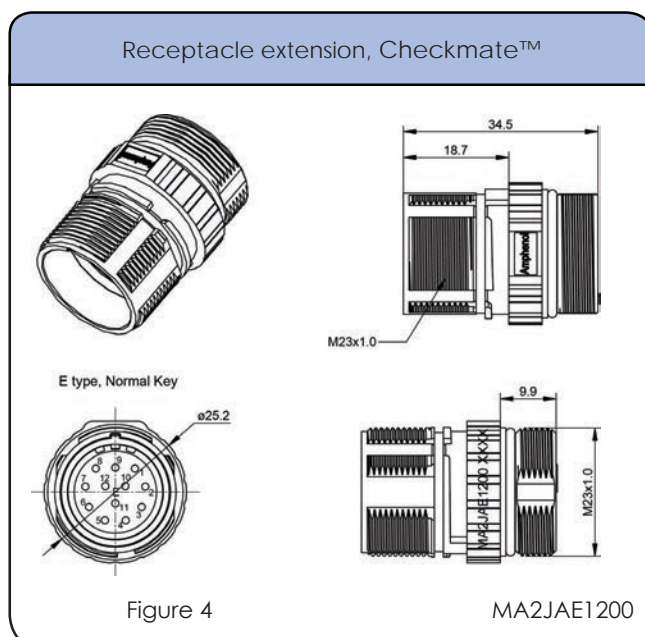
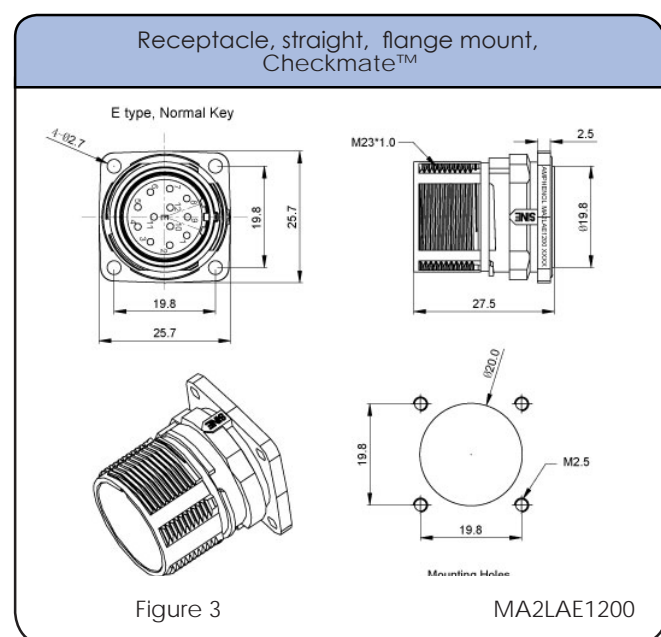
Checkmate™ Dimensions Straight Plug/ Plug Kits

See Chart 1 for contacts options



Checkmate™ Dimensions Straight Receptacles / Receptacles Extension

See Chart 1 for contacts options

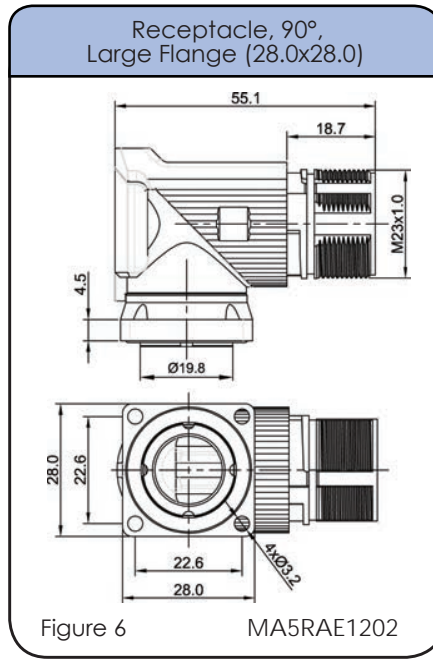
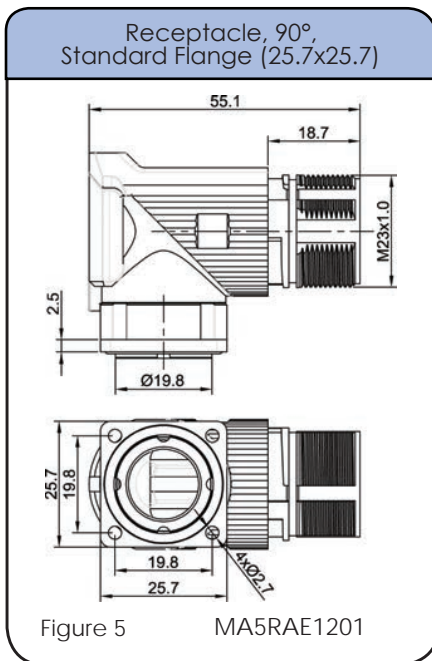


Complete datasheets can be found at www.amphenol-sine.com

Style: P type Plug Number of Contacts: 12 Contact Size: 1.0mm
 Sealing: IP66/67 AWG: 22-18 (0.37 - 0.75 mm²) / 24-28 (0.25 - 0.10 mm²)

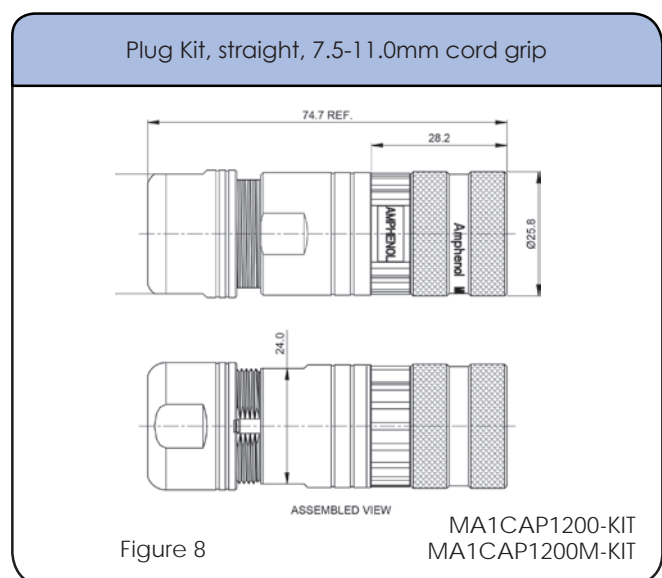
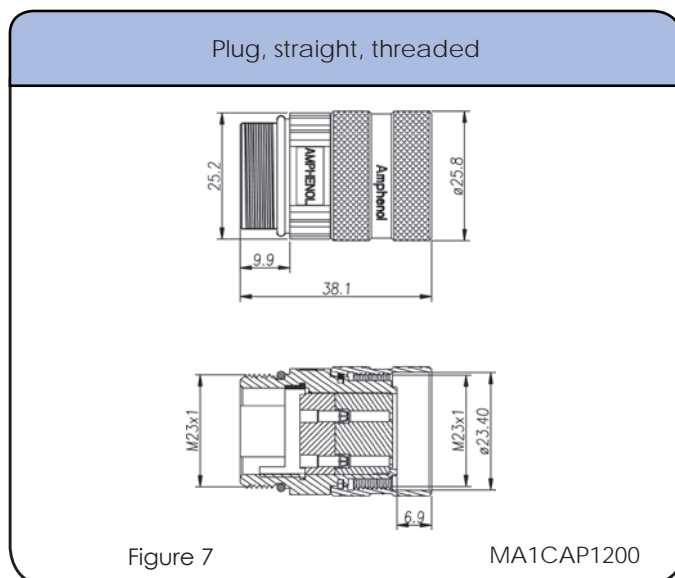
Checkmate™ Dimensions 90° Receptacles

See Chart 1 for contacts options

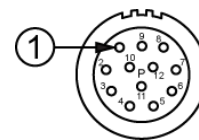


Threaded Dimensions Straight Plug/ Plug Kits/ 90° Rotatable Plug

See Chart 1 for contacts options



Complete datasheets can be found at www.amphenol-sine.com



12 POSITIONS
10A / 160V
P type

Style: P type Plug **Number of Contacts: 12** **Contact Size: 1.0mm**
Sealing: IP66/67 **AWG: 22-18 (0.37 - 0.75 mm²) / 24-28 (0.25 - 0.10 mm²)**

Threaded Dimensions Straight Receptacle, Receptacle Kit

See Chart 1 for contacts options

Receptacle, straight, flange mount, threaded

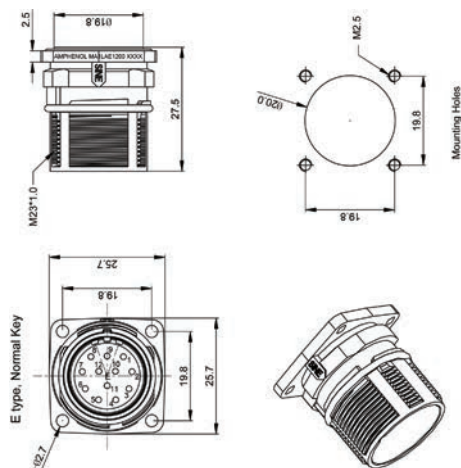


Figure 10

MA1LAE1200

Plug, 90° rotatable, threaded

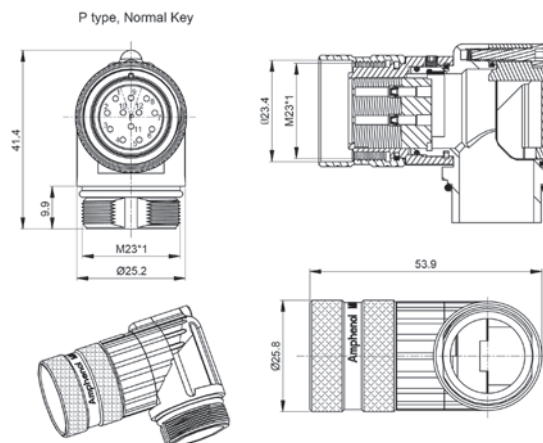


Figure 9

MA1EAP1200

Receptacle Kit, straight, threaded

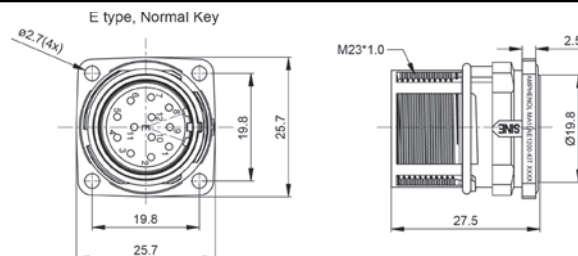


Figure 11

MA1LAE1200-KIT
 MA1LAE1200S-KIT

Style: P type Plug Number of Contacts: 12 Contact Size: 1.0mm
 Sealing: IP66/67 AWG: 22-18 (0.37 - 0.75 mm²) / 24-28 (0.25 - 0.10 mm²)

Threaded Bulkhead Receptacles

See Chart 1 for contacts options

Receptacle, bulkhead, threaded, 4.5-7.5mm Cord Grip

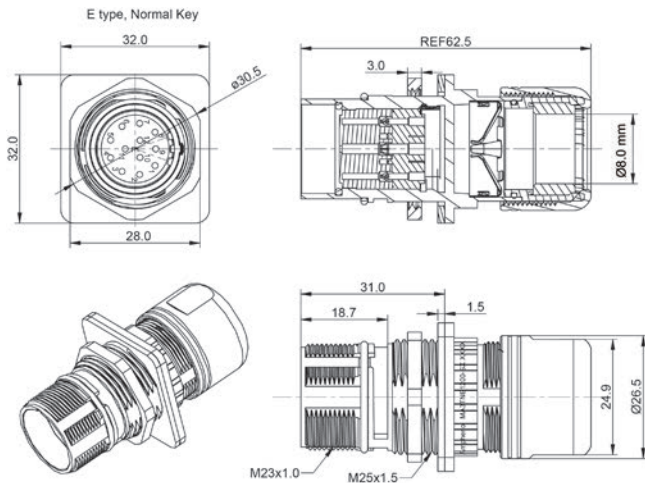


Figure 12

MA3TNE1200-S1

Receptacle, bulkhead, threaded, 7.5-11mm Cord Grip

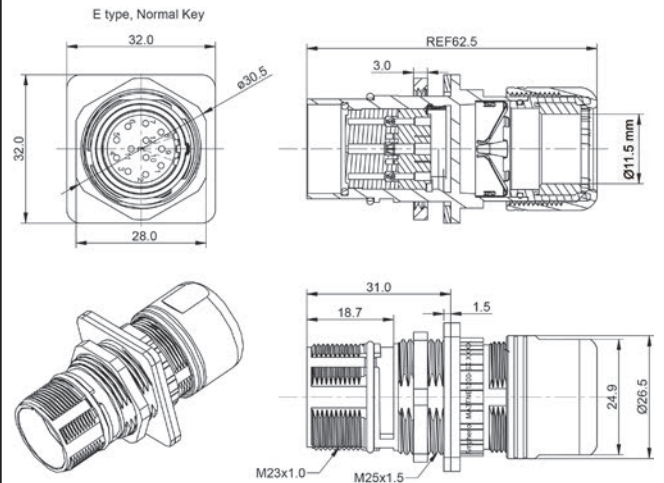


Figure 13

MA3TNE1200-S2

Receptacle, bulkhead, threaded, 11-15mm Cord Grip

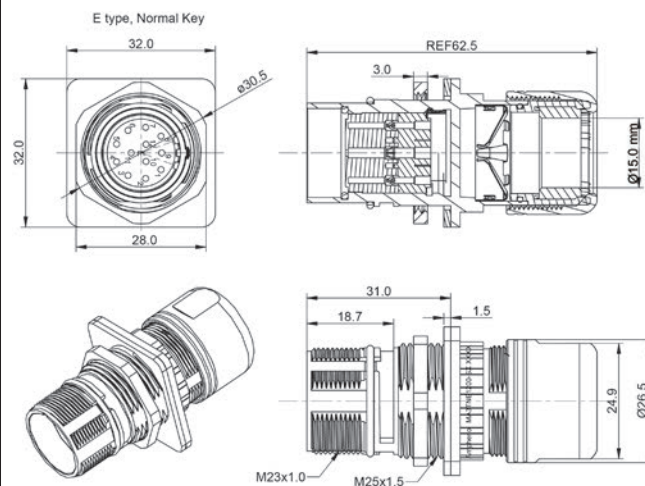


Figure 14

MA3TNE1200-S3

Receptacle extension, threaded

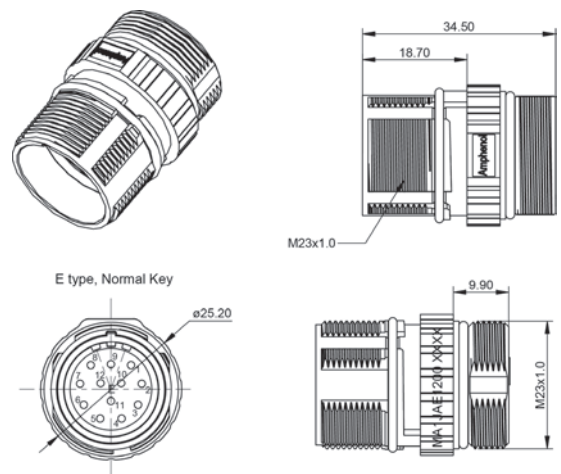
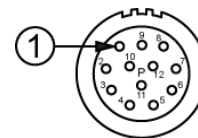


Figure 15

MA1JAE1200

Complete datasheets can be found at www.amphenol-sine.com

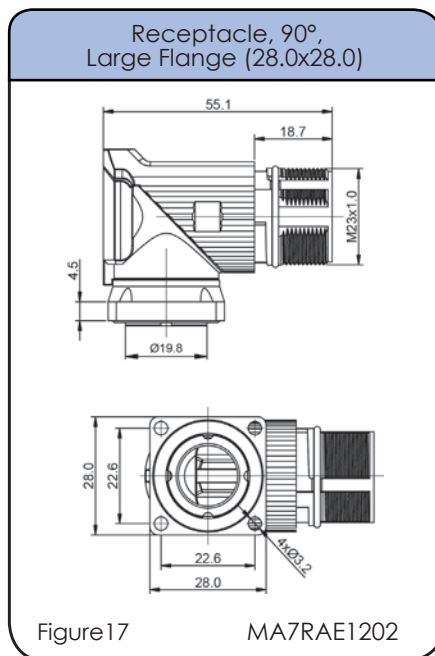
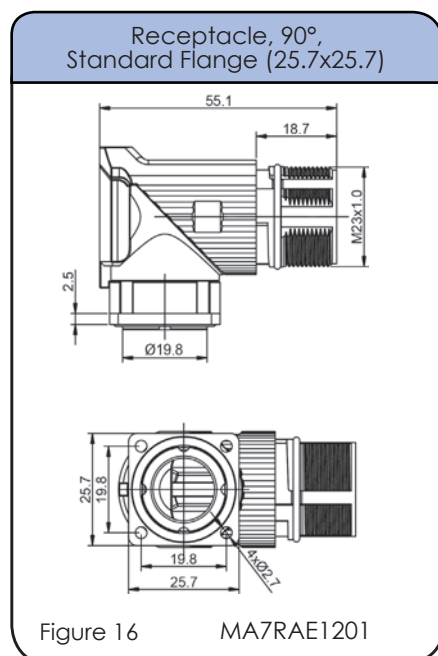


12 POSITIONS
10A / 160V
P type

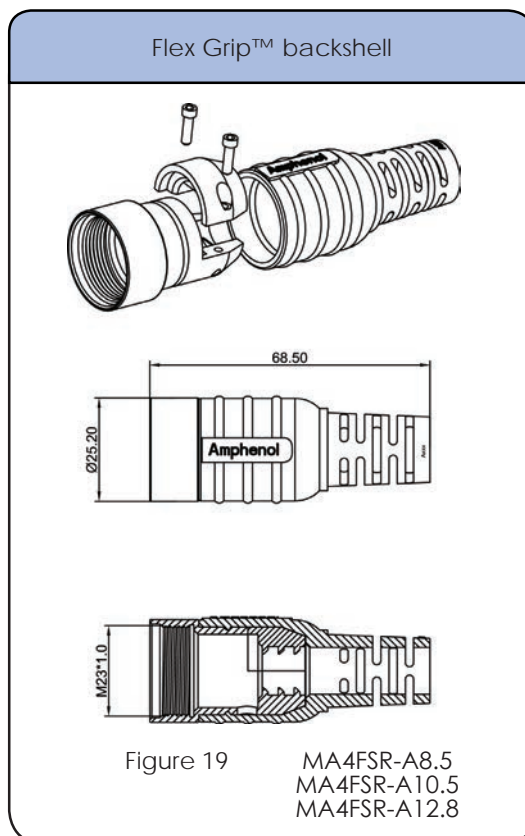
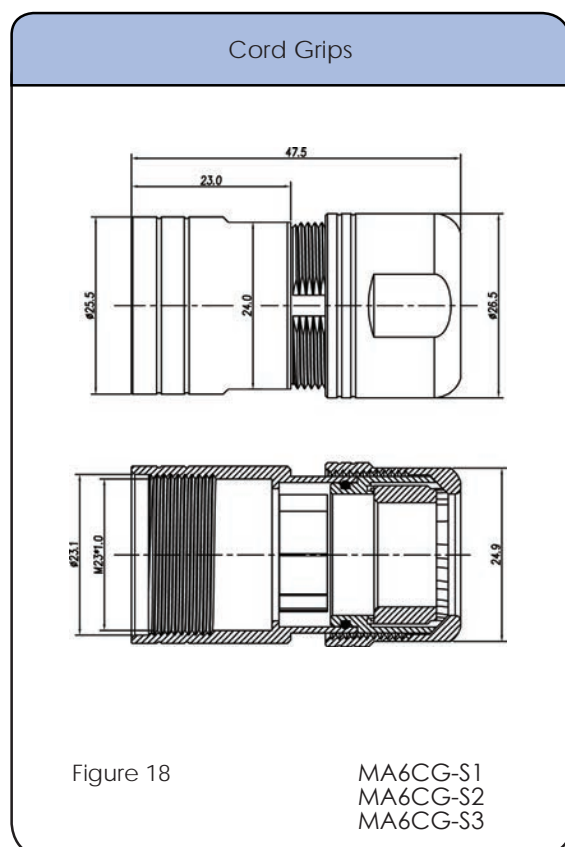
Style: P type Plug Number of Contacts: 12 Contact Size: 1.0mm
Sealing: IP66/67 AWG: 22-18 (0.37 - 0.75 mm²) / 24-28 (0.25 - 0.10 mm²)

Threaded Dimensions 90° Rotatable Receptacles

See Chart 1 for contacts options



Cord Grips / Backshells



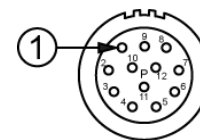
Style: P type Plug Number of Contacts: 12 Contact Size: 1.0mm
Sealing: IP66/67 AWG: 22-18 (0.37 - 0.75 mm²) / 24-28 (0.25 - 0.10 mm²)

Contacts



Machined Contacts

CHART 1		Crimp Contacts, Machined		
Part Number	Pin/Socket	AWG	mm²	Plating
SC000035	Pin	22-18	0.37 - 0.75	Gold
SC000146	Pin	28-24	0.10 - 0.25	Gold
SC000044	Socket	22-18	0.37 - 0.75	Gold
SC000030	Socket	28-24	0.10 - 0.25	Gold



12 POSITIONS
10A / 160V
P type

Style: P type Plug **Number of Contacts: 12** **Contact Size: 1.0mm**
Sealing: IP66/67 **AWG: 22-18 (0.37 - 0.75 mm²) / 24-28 (0.25 - 0.10 mm²)**

Tools



AFM8



AF8



WA22



SK2-2



UH2-5



WA27F



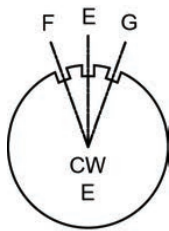
50-54931-1

* The universal positioner is not included with the crimp tools and must be ordered separately.

Complete datasheets can be found at www.amphenol-sine.com

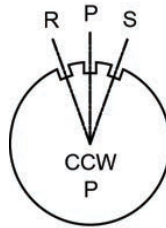
Connector Solutions M23 Standard Series

STEP 1 Choose Plug

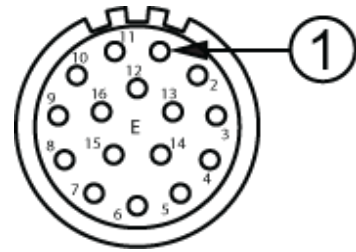


Standard connector parts mate "E" Plugs with "P" Receptacles, Mating parts use opposite contact types. *example: plug with pin contacts mates with a receptacle using socket contacts.* Other key code options available not listed here. Please call customer service for assistance when ordering F,G,R,S. See page 16 for connector configurations

STEP 2 Choose Receptacle



STEP 3 Choose Backshell/Cord Grip



Plugs



MA1CAE1600



MA1EAE1600



MA2CAE1600

Plug Connector Kits



MA1CAE1600-KIT
MA1CAE1600M-KIT



P30741-S1
P30741-S2
P30741-S3

Receptacles



MA1LAP1600



MA7RAP1602



MA1JAP1600



MA3TNP1600-S1
MA3TNP1600-S2
MA3TNP1600-S3



MA2LAP1600



MA5RAP1601
MA5RAP1602



MA2JAP1600

Receptacle Kit



MA1LAP1600-KIT
MA1LAP1600S-KIT

Cord Grips



MA6CG-S1
MA6CG-S2
MA6CG-S3

FlexGrip™ Backshell System



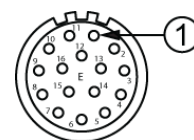
MA4FSR-A8.5
MA4FSR-A10.5
MA4FSR-A12.8

more about
FlexGrip™
on page 255

BULK CABLE
starts on
page 23

SEE TABLE ON NEXT PAGE FOR PART DETAILS

CONTACTS SOLD SEPARATELY SEE PAGE 145



16 POSITIONS
9A / 125V
E type

Style: E type Plug **Number of Contacts: 16** **Contact Size: 1.0mm**
Sealing: IP66/67 **AWG: 22-18 (0.37 - 0.75 mm²) / 24-28 (0.25 - 0.10 mm²)**

Checkmate™ Connector Part Numbers



Part Number	Connector Type <i>Checkmate™ parts will mate with threaded parts. Just remove the O-ring from the threaded part.</i>	Style	Contact Type male = pin mates with female = socket ↓Mating Parts↓		Figure Drawings
MA2CAE1600	Plug, straight, Checkmate™	E	Pin	Socket	1
P30741-S1	Plug kit, straight, Checkmate™ , 4.5-7.5mm cord grip Kit includes contacts	E		Socket	2
P30741-S2	Plug kit, straight, Checkmate™ , 7.5-11.0mm cord grip Kit includes contacts	E		Socket	2
P30741-S3	Plug kit, straight, Checkmate™ , 11.0-15.0mm cord grip Kit includes contacts	E		Socket	2
MA2LAP1600	Receptacle, straight, flange mount, Checkmate™	P	Socket	Pin	3
MA2JAP1600	Receptacle extension, Checkmate™	P	Socket	Pin	4
MA5RAP1601*	Receptacle, 90° rotatable, Checkmate™ Standard Flange (25.7x25.7)	P	Socket	Pin	5
MA5RAP1602*	Receptacle, 90° rotatable, Checkmate™ Large Flange (28.0x28.0)	P	Socket	Pin	6
↑ Contacts supplied separately see Chart 1 page 145					

Threaded Connector Part Numbers

Part Number	Connector Type <i>Checkmate™ parts will mate with threaded parts. Just remove the O-ring from the threaded part.</i>	Style	Contact Type male = pin mates with female = socket ↓Mating Parts↓		Figure Drawings
MA1CAE1600	Plug, straight, threaded	E	Pin	Socket	7
MA1CAE1600-KIT	Plug kit, straight, threaded; 7.5-11.0mm cord grip Kit includes contacts	E		Socket	7
MA1CAE1600M-KIT	Plug kit, straight, threaded; 7.5-11.0mm cord grip Kit includes contacts	E	Pin		7
MA1EAE1600	Plug, 90° rotatable, threaded	E	Socket	Pin	8
MA1LAP1600	Receptacle, straight, flange mount, threaded	P	Socket	Pin	9
MA1LAP1600-KIT	Receptacle kit, threaded. Kit includes contacts	P		Pin	10
MA1LAP1600S-KIT	Receptacle kit, threaded. Kit includes contacts	P	Socket		10
MA3TNP1600-S1	Receptacle, bulkhead, threaded, 4.5-7.5mm	P	Socket	Pin	11
MA3TNP1600-S2	Receptacle, bulkhead, threaded, 7.5-11mm	P	Socket	Pin	12
MA3TNP1600-S3	Receptacle, bulkhead, threaded, 11-15mm	P	Socket	Pin	13
MA1JAP1600	Receptacle extension, threaded	P	Socket	Pin	14
MA7RAP1601*	Receptacle, 90° rotatable, threaded Standard Flange (25.7x25.7)	P	Socket	Pin	15
MA7RAP1602*	Receptacle, 90° rotatable, threaded Large Flange (28.0x28.0)	P	Socket	Pin	16
↑ Contacts supplied separately see Chart 1 page 145					

Style: E type Plug Number of Contacts: 16 Contact Size: 1.0mm
 Sealing: IP66/67 AWG: 22-18 (0.37 - 0.75 mm²) / 24-28 (0.25 - 0.10 mm²)

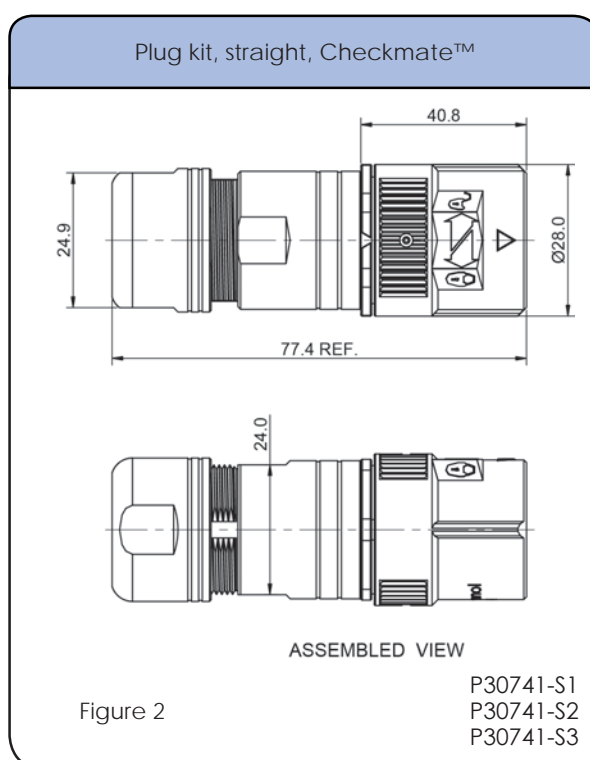
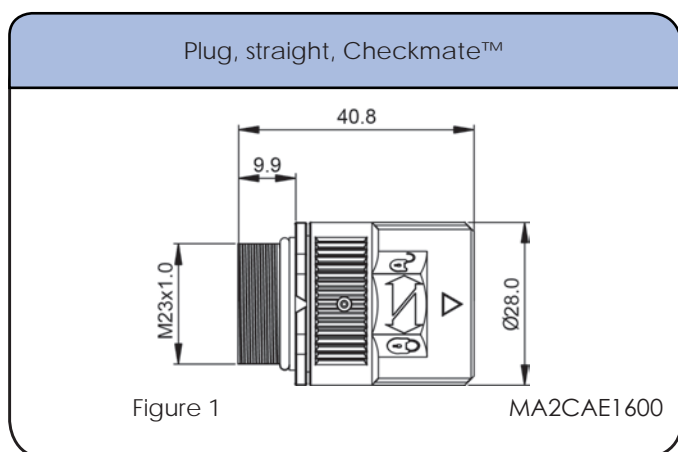
Cord Grips and Backshells

Part Number	Type	Cable Range (mm)	Figure Drawings
MA6CG-S1	Cord grip	4.5-7.5mm	17
MA6CG-S2	Cord grip	7.5-11.0mm	17
MA6CG-S3	Cord grip	11.0-15.0mm	17
MA4FSR-A8.5*	Flex Grip™ backshell	7.5-8.5mm	18
MA4FSR-A10.5*	Flex Grip™ backshell	9.5-10.5mm	18
MA4FSR-A12.8*	Flex Grip™ backshell	11.5-12.8mm	18

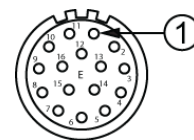
*Must be potted to achieve IP67 ratings.

Checkmate™ Dimensions Straight Plug/ Plug Kits/ 90° Rotatable Plug

See Chart 1 for contacts options



Complete datasheets can be found at www.amphenol-sine.com

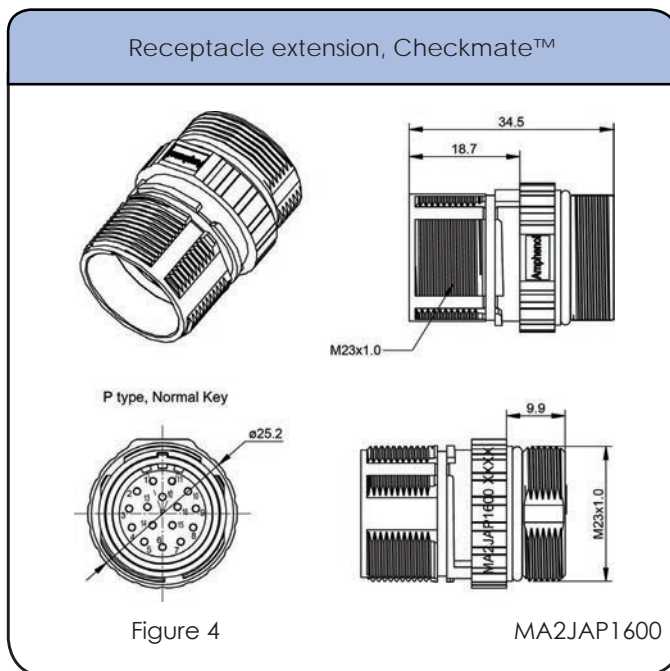
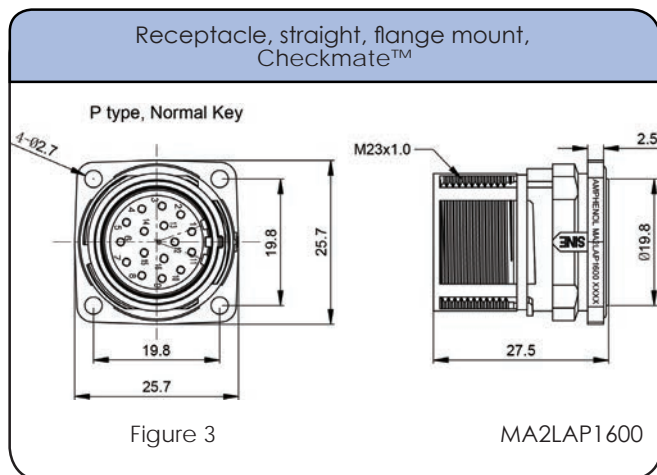


16 POSITIONS
9A / 125V
E type

Style: E type Plug Number of Contacts: 16 Contact Size: 1.0mm
Sealing: IP66/67 AWG: 22-18 (0.37 - 0.75 mm²) / 24-28 (0.25 - 0.10 mm²)

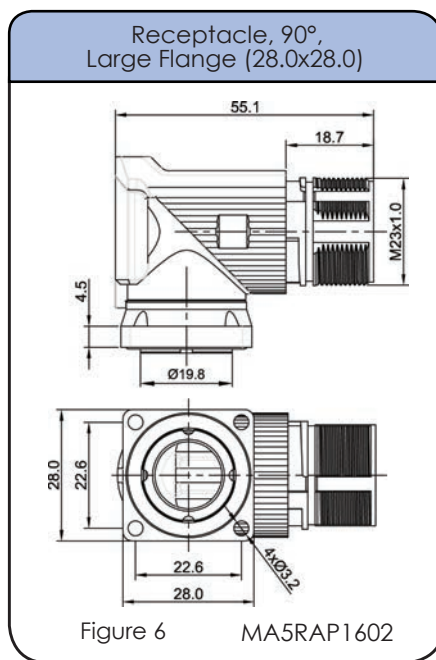
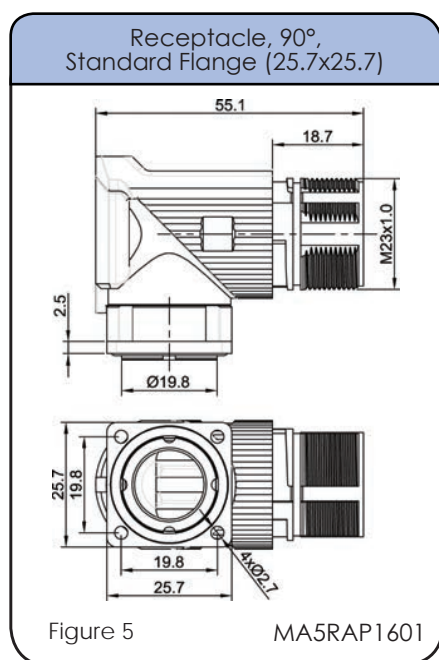
Checkmate™ Dimensions Straight Receptacles / Receptacles Extension

See Chart 1 for contacts options



Checkmate™ Dimensions 90° Rotatable Receptacles

See Chart 1 for contacts options

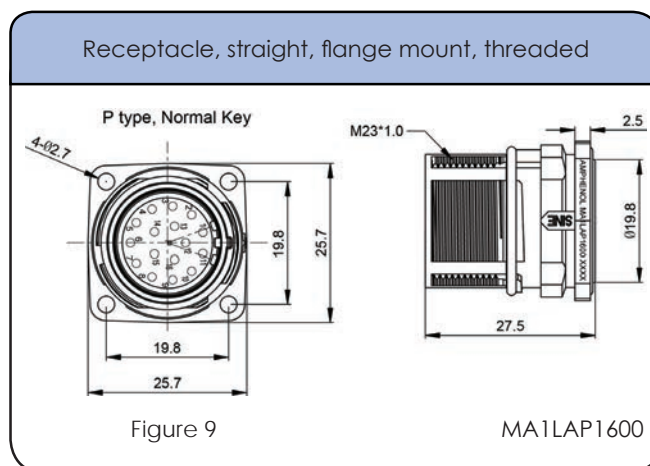
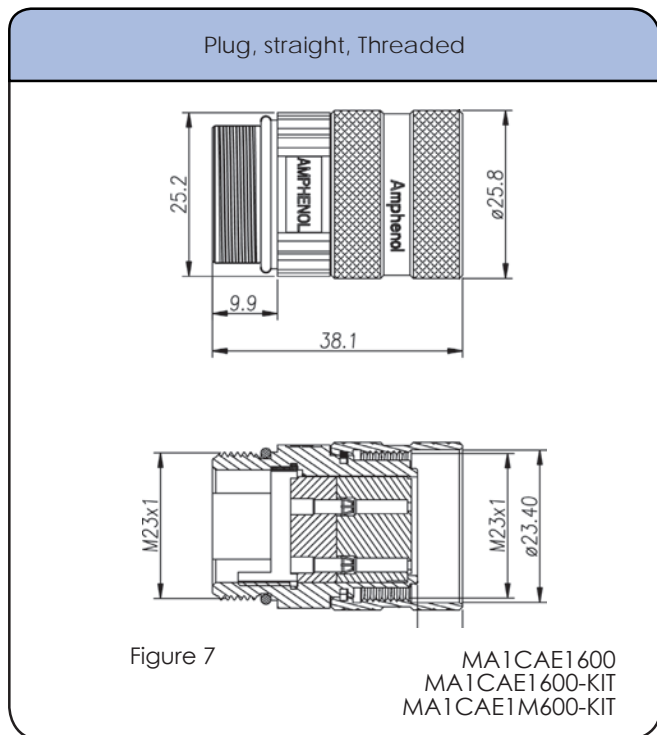


Complete datasheets can be found at www.amphenol-sine.com

Style: E type Plug Number of Contacts: 16 Contact Size: 1.0mm
 Sealing: IP66/67 AWG: 22-18 (0.37 - 0.75 mm²) / 24-28 (0.25 - 0.10 mm²)

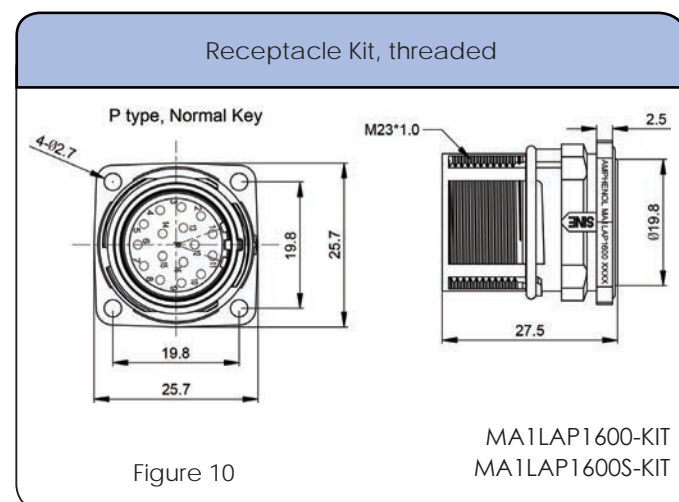
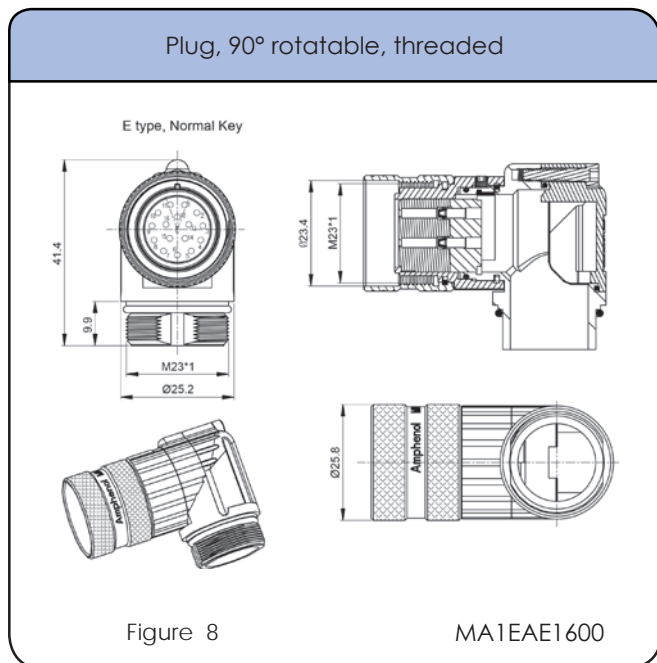
Threaded Dimensions Straight Plug/ Plug Kits

See Chart 1 for contacts options

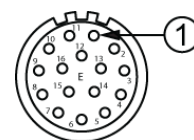


Threaded Dimensions Straight Receptacle / Receptacle Kit

See Chart 1 for contacts options



Complete datasheets can be found at www.amphenol-sine.com



16 POSITIONS
9A / 125V
E type

Style: E type Plug **Number of Contacts: 16** **Contact Size: 1.0mm**
Sealing: IP66/67 **AWG: 22-18 (0.37 - 0.75 mm²) / 24-28 (0.25 - 0.10 mm²)**

Threaded Dimensions / Bulkhead Receptacles / Receptacle Extension
See Chart 1 for contacts options

Receptacle, bulkhead, threaded, 4.5-7.5 mm Cord Grip

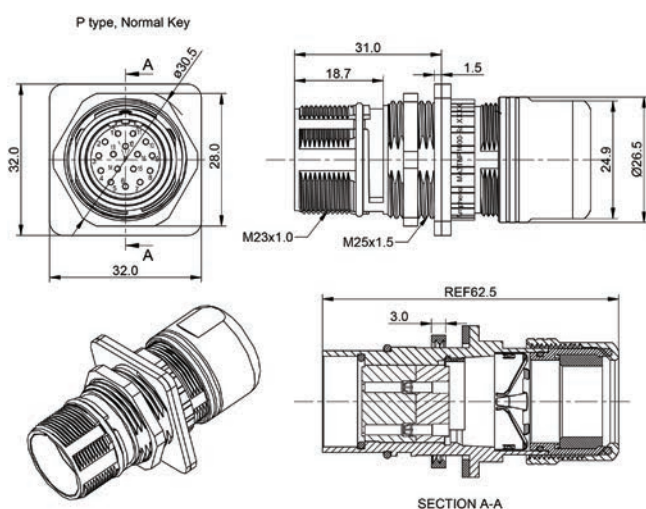


Figure 11

MA3TNP1600-S1

Receptacle, bulkhead, threaded, 7.5-11 mm Cord Grip

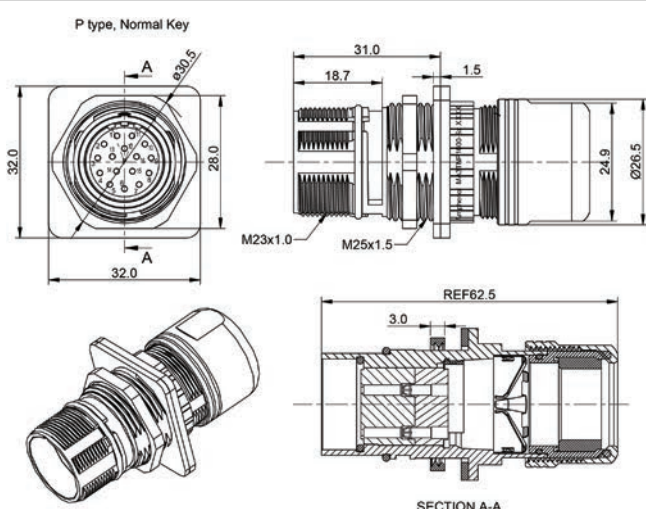


Figure 12

MA3TNP1600-S2

Receptacle, bulkhead, threaded, 11-15 mm Cord Grip

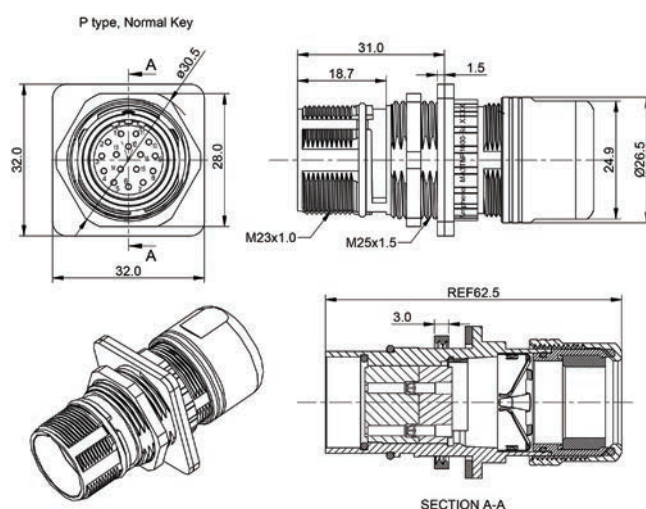


Figure 13

MA3TNP1600-S3

Receptacle extension, threaded

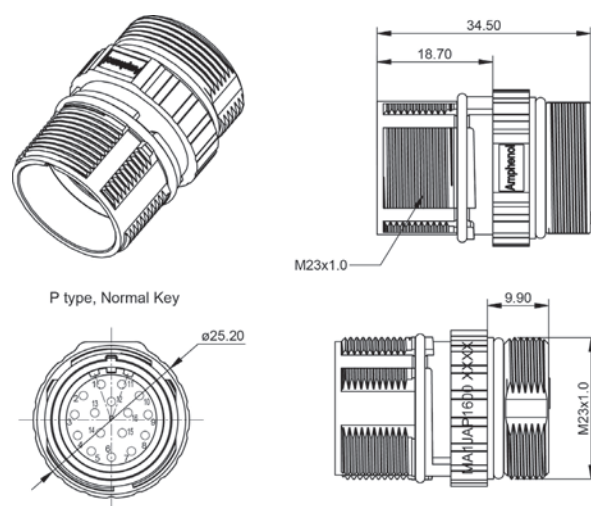


Figure 14

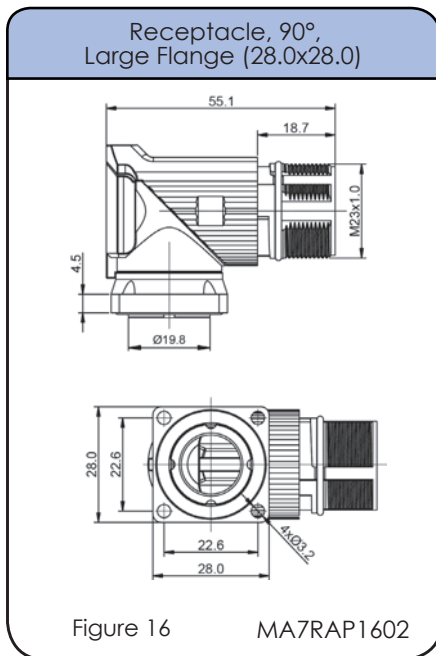
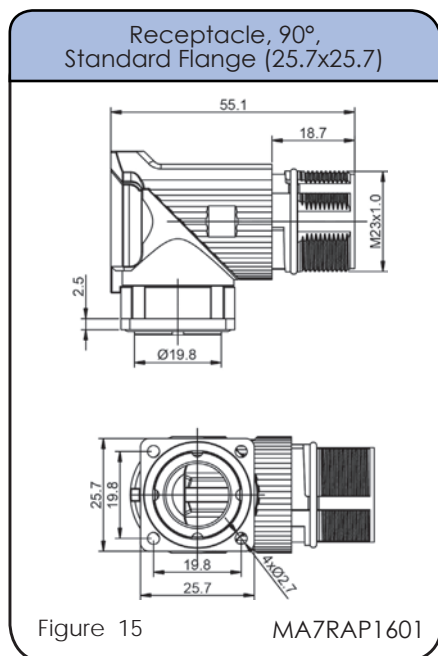
MA1JAP1600

Complete datasheets can be found at www.amphenol-sine.com

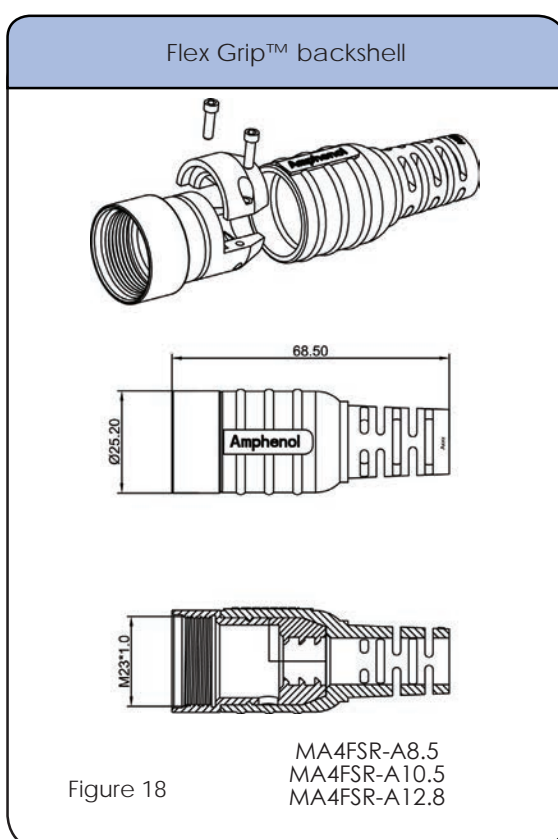
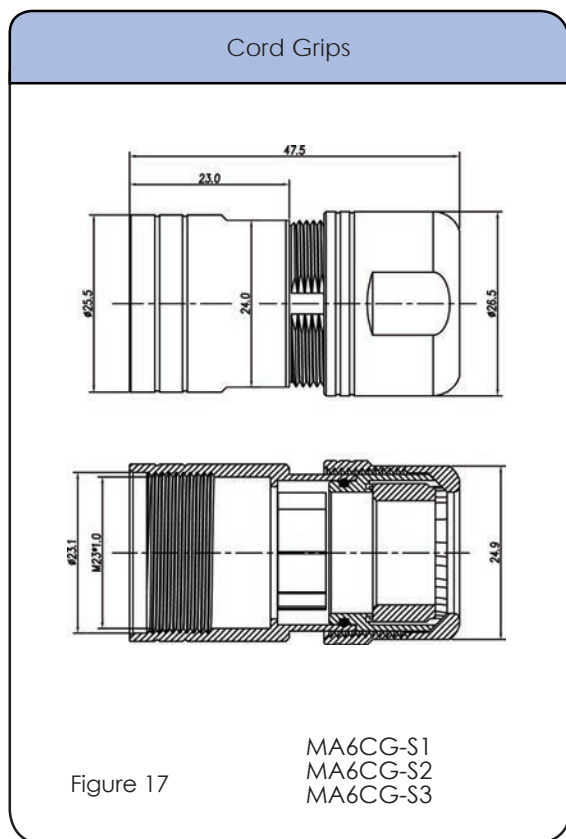
Style: E type Plug Number of Contacts: 16 Contact Size: 1.0mm
 Sealing: IP66/67 AWG: 22-18 (0.37 - 0.75 mm²) / 24-28 (0.25 - 0.10 mm²)

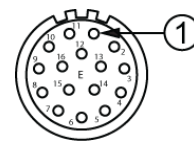
Threaded Dimensions 90° Rotatable Receptacles

See Chart 1 for contacts options



Dimensions Cord Grips / Backshells





16 POSITIONS
9A / 125V
E type

Style: E type Plug **Number of Contacts: 16** **Contact Size: 1.0mm**
Sealing: IP66/67 **AWG: 22-18 (0.37 - 0.75 mm²) / 24-28 (0.25 - 0.10 mm²)**

Contacts



CHART 1

Crimp Contacts, Machined

Part Number	Pin/Socket	AWG	mm ²	Plating
SC000035	Pin	22-18	0.37 - 0.75	Gold
SC000146	Pin	28-24	0.10 - 0.25	Gold
SC000044	Socket	22-18	0.37 - 0.75	Gold
SC000030	Socket	28-24	0.10 - 0.25	Gold

Machined Contacts

Tools

Universal hand crimp tool. Uses universal positioner part no. SK2-2*
 Wire range 20-32AWG



AFM8

Universal hand crimp tool. Uses universal positioner part no. UH2-5*
 Wire range 12-26AWG



AF8

Pneumatic crimp tool. Uses universal positioner part no. SK2-2*
 Wire range 20-32AWG



WA22

Universal positioner is used with crimp tools AFM8 and WA22.
 Wire range 20-32AWG



SK2-2

Universal positioner is used with the universal hand crimp tool (AF8).
 Wire range 12-26AWG



UH2-5

Pneumatic crimp tool. Uses universal positioner part no. UH2-5*.
 Wire range 12-26AWG



WA27F

Extraction tool. Used for removal of 1.0mm contacts from inserts.



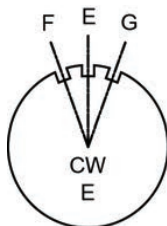
50-54931-1

* The universal positioner is not included with the crimp tools and must be ordered separately.

Complete datasheets can be found at www.amphenol-sine.com

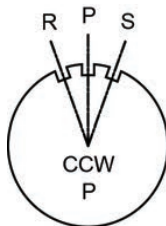
Connector Solutions M23 Standard Series

STEP 1 Choose Plug

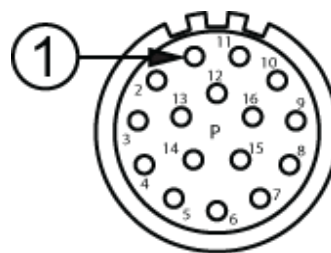


Standard connector parts mate "E" Plugs with "P" Receptacles, Mating parts use opposite contact types. *example: plug with pin contacts mates with a receptacle using socket contacts.*
Other key code options available not listed here. Please call customer service for assistance when ordering F,G,R,S. See page 16 for connector configurations

STEP 2 Choose Receptacle



STEP 3 Choose Backshell/Cord Grip



Plugs



MA1CAP1600



MA1EAP1600



MA2CAP1600

Plug Connector Kits



MA1CAP1600-KIT
MA1CAP1600M-KIT



P30742-S1
P30742-S2
P30742-S3

Receptacles



MA1LAE1600



MA7RAE1601
MA7RAE1602



MA1JAE1600



MA3TNE1600-S1
MA3TNE1600-S2
MA3TNE1600-S3



MA2LAE1600



MA5RAE1601
MA5RAE1602



MA2JAE1600

Receptacle Kits



MA1LAE1600-KIT
MA1LAE1600S-KIT

Cord Grips



MA6CG-S1
MA6CG-S2
MA6CG-S3

FlexGrip™ Backshell System



MA4FSR-A8.5
MA4FSR-A10.5
MA4FSR-A12.8

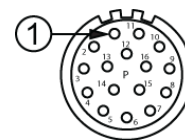
more about
FlexGrip™
on page 256

BULK CABLE
starts on
page 23

SEE TABLE ON NEXT PAGE FOR PART DETAILS

CONTACTS SOLD SEPARATELY SEE PAGE 153

*Elite Series receptacles are offered here as additional options for mating with Standard Series plugs. See Assembly Instructions starting on page 240



16 POSITIONS
9A / 125V
P type

Style: P type Plug **Number of Contacts: 16** **Contact Size: 1.0mm**
Sealing: IP66/67 **AWG: 22-18 (0.37 - 0.75 mm²) / 24-28 (0.25 - 0.10 mm²)**



Checkmate™ Connector Part Numbers

Part Number	Connector Type <i>Checkmate™ parts will mate with threaded parts. Just remove the O-ring from the threaded part.</i>	Style	Contact Type male = pin mates with female = socket ↓Mating Parts↓		Figure Drawings
MA2CAP1600	Plug, straight Checkmate™	P	Pin	Socket	1
P30742-S1	Plug kit, straight, Checkmate™ , 4.5-7.5mm cord grip. Kit includes contacts	P		Socket	2
P30742-S2	Plug kit, straight, Checkmate™ , 7.5-11.0mm cord grip. Kit includes contacts	P		Socket	2
P30742-S3	Plug kit, straight, Checkmate™ , 11.0-15.0mm cord grip. Kit includes contacts	P		Socket	2
MA2LAE1600	Receptacle, straight, flange mount, Checkmate™	E	Socket	Pin	3
MA2JAE1600	Receptacle extension, Checkmate™	E	Socket	Pin	4
MA5RAE1601*	Receptacle, 90° rotatable, Checkmate™ Standard Flange (25.7x25.7)	E	Socket	Pin	5
MA5RAE1602*	Receptacle, 90° rotatable, Checkmate™ Large Flange (28.0x28.0)	E	Socket	Pin	6
↑ Contacts supplied separately see Chart 1 page 153					

Threaded Connector Part Numbers

Part Number	Connector Type <i>Checkmate™ parts will mate with threaded parts. Just remove the O-ring from the threaded part.</i>	Style	Contact Type male = pin mates with female = socket ↓Mating Parts↓		Figure Drawings
MA1CAP1600	Plug, straight, threaded	P	Pin	Socket	7
MA1CAP1600-KIT	Plug kit, straight, threaded; 7.5-11.0mm cord grip. Contacts included	P		Socket	8
MA1CAP1600M-KIT	Plug kit, straight, threaded; 7.5-11.0mm cord grip. Kit includes contacts	P	Pin		8
MA1EAP1600	Plug, 90° rotatable, threaded	P	Pin	Socket	9
MA1LAE1600	Receptacle, straight, flange mount, threaded	E	Socket	Pin	10
MA1LAE1600-KIT	Receptacle kit, straight, threaded. Contacts Included	E		Pin	11
MA1LAE1600S-KIT	Receptacle kit, straight, threaded. Contacts included	E	Socket		11
MA3TNE1600-S1	Receptacle, bulkhead, threaded, 4.5-7.5mm	E	Socket	Pin	12
MA3TNE1600-S2	Receptacle, bulkhead, threaded, 7.5-11.0mm	E	Socket	Pin	13
MA3TNE1600-S3	Receptacle, bulkhead, threaded, 11.0-15.0mm	E	Socket	Pin	14
MA7RAE1601*	Receptacle, 90° rotatable, threaded Standard Flange (25.7x25.7)	E	Socket	Pin	15
MA7RAE1602*	Receptacle, 90° rotatable, threaded Large Flange (28.0x28.0)	E	Socket	Pin	16
MA1JAE1600	Receptacle extension, threaded	E	Socket	Pin	17
↑ Contacts supplied separately see Chart 1 page 153					

Style: P type Plug Number of Contacts: 16 Contact Size: 1.0mm
 Sealing: IP66/67 AWG: 22-18 (0.37 - 0.75 mm²) / 24-28 (0.25 - 0.10 mm²)

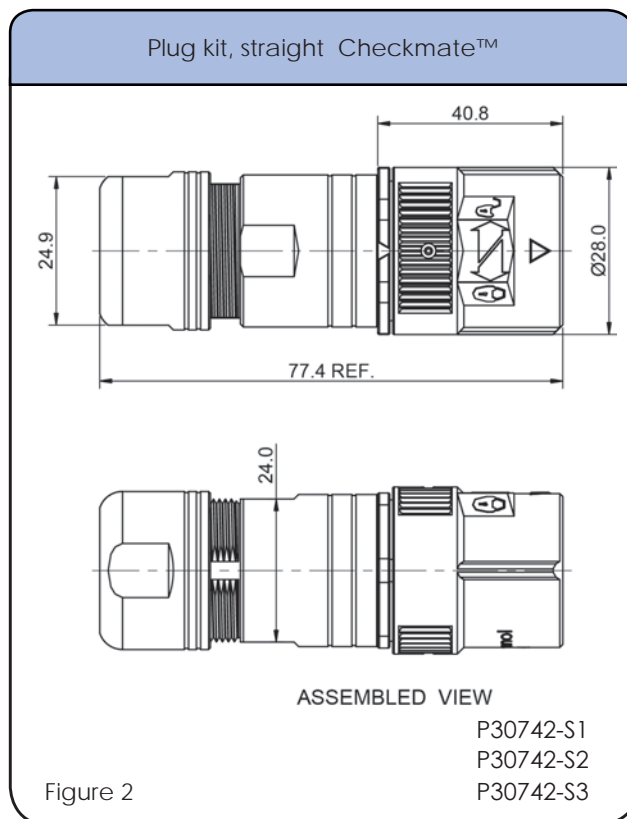
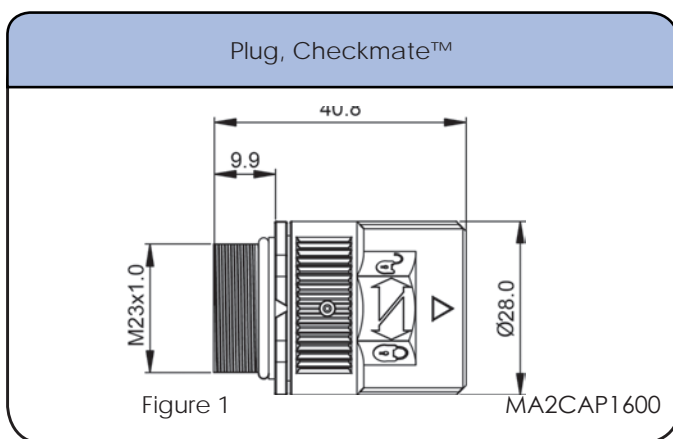
Cord Grips and Backshells

Part Number	Type	Cable Range (mm)	Figure Drawings
MA6CG-S1	Cord grip	4.5-7.5mm	18
MA6CG-S2	Cord grip	7.5-11.0mm	18
MA6CG-S3	Cord grip	11.0-15.0mm	18
MA4FSR-A8.5*	Flex Grip™ backshell	7.5-8.5mm	19
MA4FSR-A10.5*	Flex Grip™ backshell	9.5-10.5mm	19
MA4FSR-A12.8*	Flex Grip™ backshell	11.5-12.8mm	19

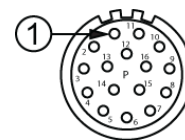
*Must be potted to achieve IP67 ratings.

Checkmate™ Dimensions Straight Plug/ Plug Kits

See Chart 1 for contacts options



Complete datasheets can be found at www.amphenol-sine.com



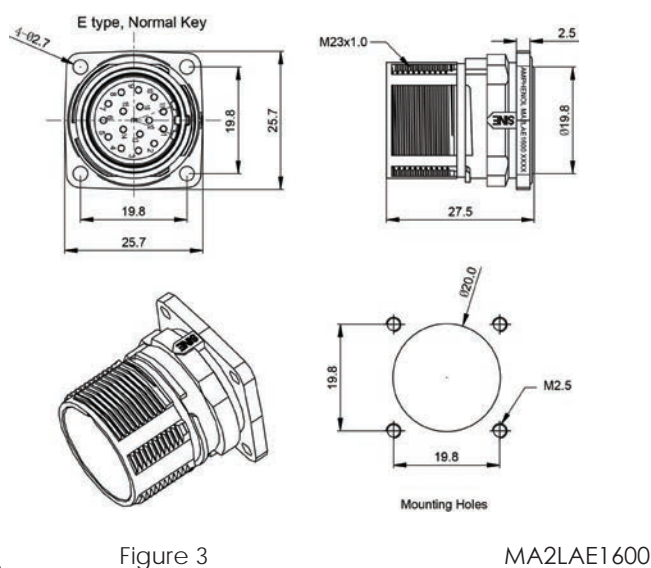
16 POSITIONS
9A / 125V
P type

Style: P type Plug Number of Contacts: 16 Contact Size: 1.0mm
Sealing: IP66/67 AWG: 22-18 (0.37 - 0.75 mm²) / 24-28 (0.25 - 0.10 mm²)

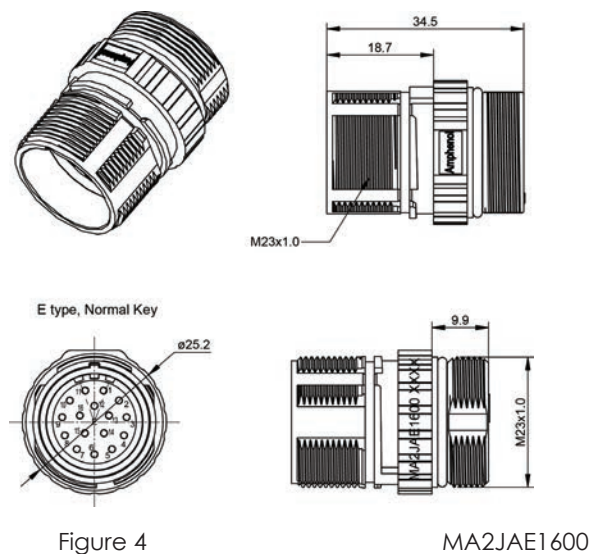
Checkmate™ Dimensions Straight Receptacles / Receptacles Extension

See Chart 1 for contacts options

Receptacle, straight, flange mount, Checkmate™



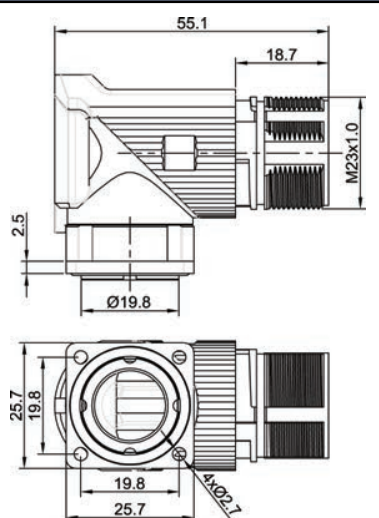
Receptacle extension, Checkmate™



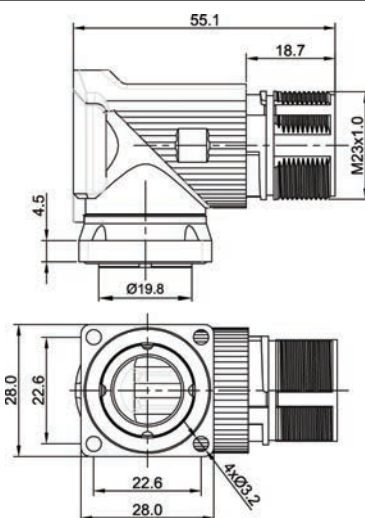
Checkmate™ Dimensions 90° Receptacles

See Chart 1 for contacts options

Receptacle, 90°, Standard Flange (25.7x25.7)



Receptacle, 90°, Large Flange (28.0x28.0)



Complete datasheets can be found at www.amphenol-sine.com

Style: P type Plug Number of Contacts: 16 Contact Size: 1.0mm
 Sealing: IP66/67 AWG: 22-18 (0.37 - 0.75 mm²) / 24-28 (0.25 - 0.10 mm²)

Threaded Dimensions Straight Plug/ 90° Plug / Plug Kits

See Chart 1 for contacts options

Plug, straight, threaded

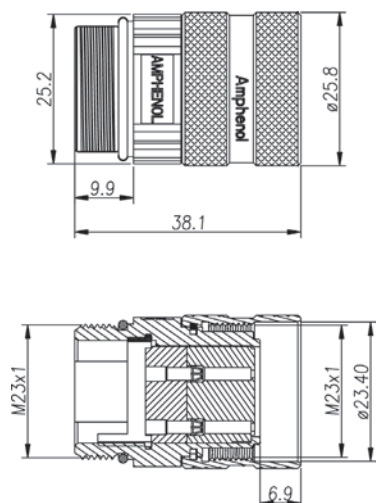


Figure 7

MA1CAP1600

Plug, 90° rotatable, threaded

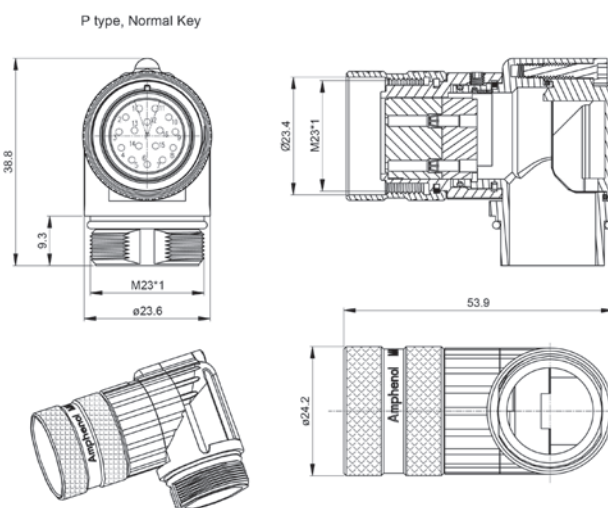


Figure 9

MA1EAP1600

Plug kit, straight, threaded; 7.5-11.0mm cord grip

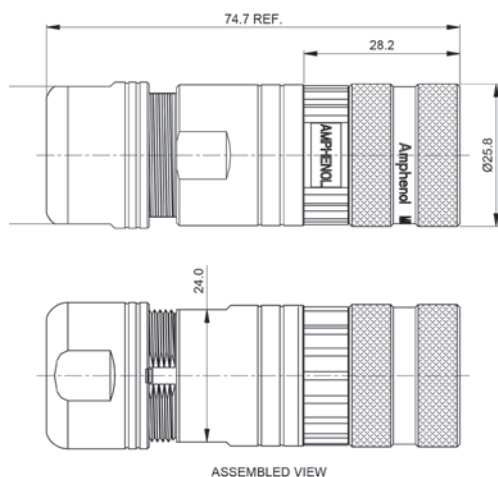


Figure 8

MA1CAP1600-KIT
MA1CAP1600M-KIT

Threaded Dimensions Straight Receptacles /Receptacle Kits

See Chart 1 for contacts options

Receptacle, straight, flange mount, threaded

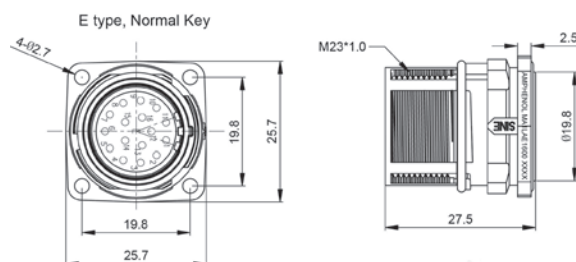
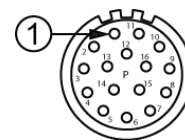


Figure 10

MA1LAE1600

Complete datasheets can be found at www.amphenol-sine.com



16 POSITIONS
9A / 125V
P type

Style: P type Plug **Number of Contacts: 16** **Contact Size: 1.0mm**
Sealing: IP66/67 **AWG: 22-18 (0.37 - 0.75 mm²) / 24-28 (0.25 - 0.10 mm²)**

Threaded Dimensions Receptacle Kits / Bulkhead Receptacles

See Chart 1 for contacts options

Receptacle kit, straight, threaded

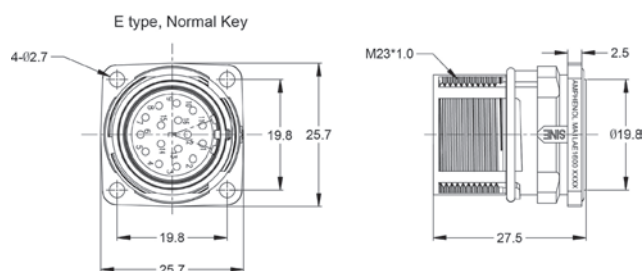


Figure 11

MA1LAE1600-KIT
MA1LAE1600S-KIT

Receptacle, bulkhead, straight threaded;
4.5-7.5mm Cord Grip

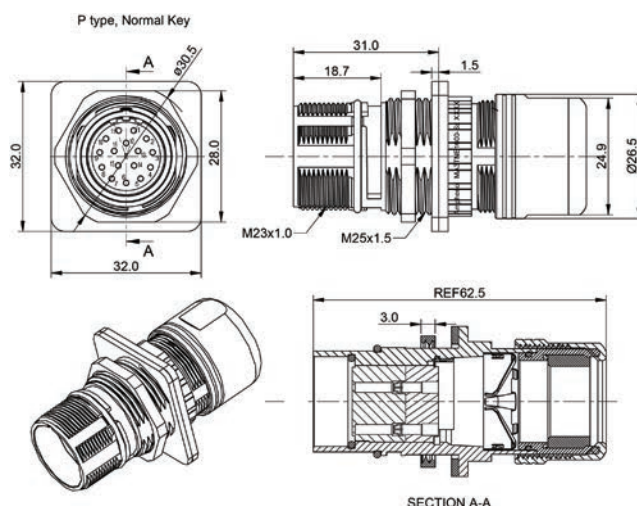


Figure 12

MA3TNE1600-S1

Receptacle, bulkhead, straight threaded;
7.5-11mm Cord Grip

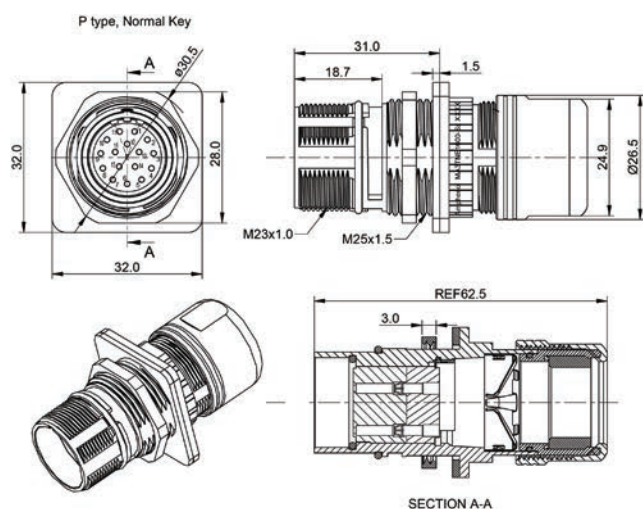


Figure 13

MA3TNE1600-S2

Receptacle, bulkhead, straight threaded;
11-15mm Cord Grip

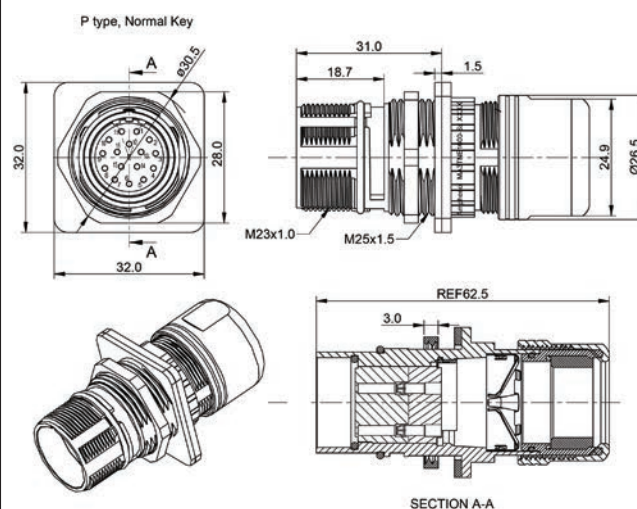


Figure 14

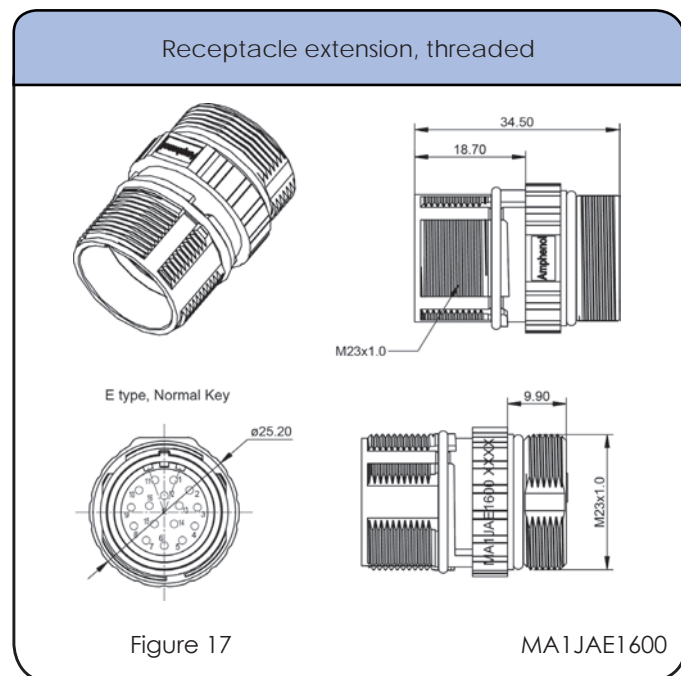
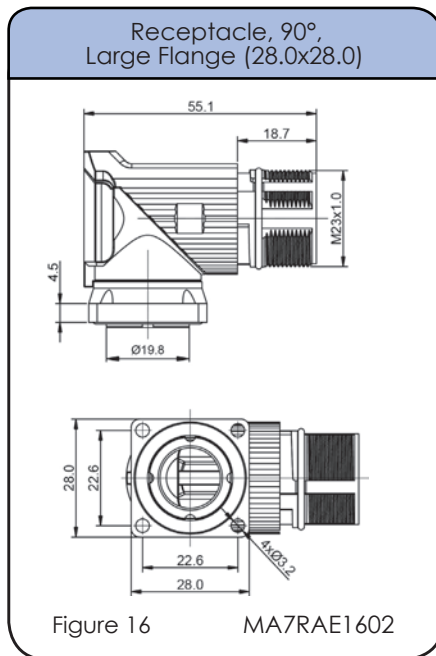
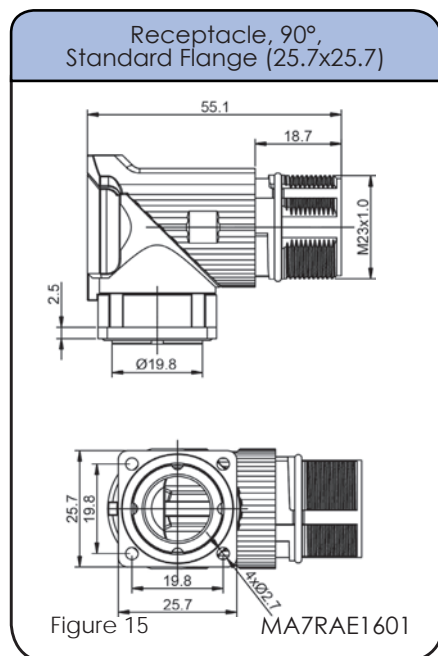
MA3TNE1600-S3

Complete datasheets can be found at www.amphenol-sine.com

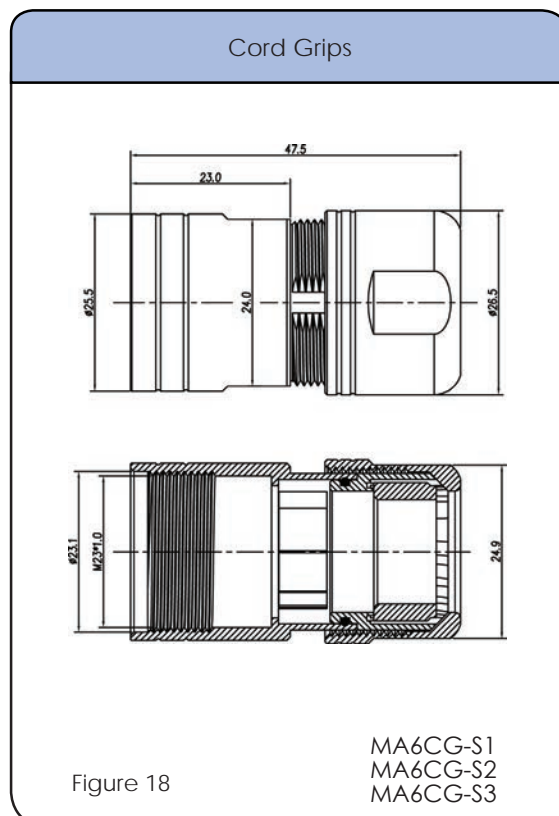
Style: P type Plug Number of Contacts: 16 Contact Size: 1.0mm
 Sealing: IP66/67 AWG: 22-18 (0.37 - 0.75 mm²) / 24-28 (0.25 - 0.10 mm²)

Threaded Dimensions 90° Rotatable Receptacles

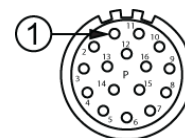
See Chart 1 for contacts options



Dimensions Cord Grips / Backshells



Complete datasheets can be found at www.amphenol-sine.com



16 POSITIONS
9A / 125V
P type Plug

Style: P type Plug **Number of Contacts: 16** **Contact Size: 1.0mm**
Sealing: IP66/67 **AWG: 22-18 (0.37 - 0.75 mm²) / 24-28 (0.25 - 0.10 mm²)**

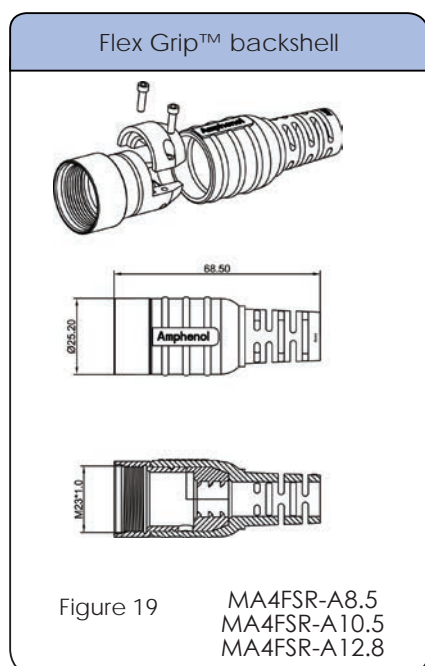



CHART 1 Crimp Contacts, Machined

Part Number	Pin/Socket	AWG	mm ²	Plating
SC000035	Pin	22-18	0.37 - 0.75	Gold
SC000146	Pin	28-24	0.10 - 0.25	Gold
SC000044	Socket	22-18	0.37 - 0.75	Gold
SC000030	Socket	28-24	0.10 - 0.25	Gold

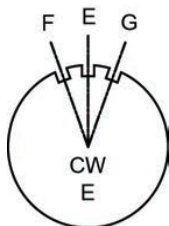


* The universal positioner is not included with the crimp tools and must be ordered separately.

Complete datasheets can be found at www.amphenol-sine.com

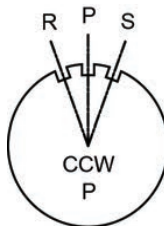
Connector Solutions M23 Standard Series

STEP 1 Choose Plug

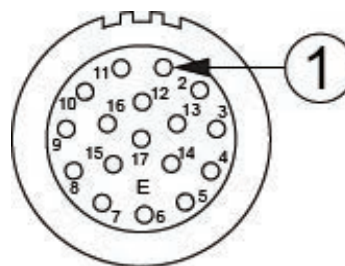


Standard connector parts mate "E" Plugs with "P" Receptacles, Mating parts use opposite contact types. *example: plug with pin contacts mates with a receptacle using socket contacts.* Other key code options available not listed here. Please call customer service for assistance when ordering F,G,R,S. See page 16 for connector configurations

STEP 2 Choose Receptacle



STEP 3 Choose Backshell/Cord Grip



Plugs



MA1CAE1700



MA1EAE1700



MA2CAE1700

Plug Connector Kits



MA1CAE1700-KIT
MA1CAE1700M-KIT



P30737-S1
P30737-S2
P30737-S3

Receptacles



MA1LAP1700



MA7RAP1701
MA7RAP1702



MA1JAP1700



MA3TNP1700-S1
MA3TNP1700-S2
MA3TNP1700-S3



MA2LAP1700



MA5RAP1701
MA5RAP1702



MA2JAP1700

Receptacle Kits



MA1LAP1700-KIT
MA1LAP1700S-KIT



MA2LAP1700-KIT
MA2LAP1700S-KIT

Cord Grips



MA6CG-S1
MA6CG-S2
MA6CG-S3

FlexGrip™ Backshell System



MA4FSR-A8.5
MA4FSR-A10.5
MA4FSR-A12.8

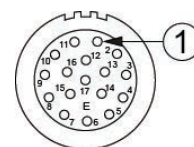
more about
FlexGrip™
on page 256

BULK CABLE
starts on
page 23

SEE TABLE ON NEXT PAGE FOR PART DETAILS

CONTACTS SOLD SEPARATELY SEE PAGE 162

*Elite Series receptacles are offered here as additional options for mating with Standard Series plugs. See Assembly Instructions starting on page 240



17 POSITIONS
9A / 125V
E type

Style: E type Plug **Number of Contacts: 17** **Contact Size: 1.0mm**
Sealing: IP66/67 **AWG: 22-18 (0.37 - 0.75 mm²) / 24-28 (0.25 - 0.10 mm²)**



Checkmate™ Connector Part Numbers

Part Number	Connector Type <i>Checkmate™ parts will mate with threaded parts. Just remove the O-ring from the threaded part.</i>	Style	Contact Type male = pin mates with female = socket ↓Mating Parts↓		Figure Drawings
MA2CAE1700	Plug, straight, Checkmate™	E	Pin	Socket	1
P30737-S1	Plug kit, straight, Checkmate™ , 4.5-7.5mm cord grip. Kit includes contacts	E		Socket	2
P30737-S2	Plug kit, straight, Checkmate™ , 7.5-11.0mm cord grip Kit includes contacts	E		Socket	2
P30737-S3	Plug kit, straight, Checkmate™ , 11.0-15.0mm cord grip Kit includes contacts	E		Socket	2
MA2LAP1700	Receptacle, straight, flange mount Checkmate™	P	Socket	Pin	3
MA2LAP1700-KIT	Receptacle kit, straight, flange mount Checkmate™	P		Pin	3
MA2LAP1700S-KIT	Receptacle kit, straight, flange mount Checkmate™	P	Socket		3
MA2JAP1700	Receptacle extension, Checkmate™	P	Socket	Pin	4
MA5RAP1701*	Receptacle, 90° rotatable, Checkmate™ Standard Flange (25.7x25.7)	P	Socket	Pin	5
MA5RAP1702*	Receptacle, 90° rotatable, Checkmate™ Large Flange (28.0x28.0)	P	Socket	Pin	6
↑ Contacts supplied separately see Chart 1 page 162					

Threaded Connector Part Numbers

Part Number	Connector Type <i>Checkmate™ parts will mate with threaded parts. Just remove the O-ring from the threaded part.</i>	Style	Contact Type male = pin mates with female = socket ↓Mating Parts↓		Figure Drawings
MA1CAE1700	Plug, straight, threaded	E	Pin	Socket	7
MA1CAE1700-KIT	Plug kit, straight, threaded; 7.5-11.0mm cord grip Kit includes contacts	E		Socket	8
MA1CAE1700M-KIT	Plug kit, straight, threaded; 7.5-11.0mm cord grip Kit includes contacts	E	Pin		8
MA1EAE1700	Plug, 90° rotatable, threaded	E	Pin	Socket	9
MA1LAP1700	Receptacle, straight, flange mount, threaded	P	Socket	Pin	10
MA1LAP1700-KIT	Receptacle kit, straight, threaded. Contacts included	P		Pin	10
MA1LAP1700S-KIT	Receptacle kit, straight, threaded. Contacts included	P	Socket		10
MA3TNP1700-S1	Receptacle, bulkhead, threaded, 4.5-7.5mm	P	Socket	Pin	11
↑ Contacts supplied separately see Chart 1 page 162					

part numbers continued on next page

Style: E type Plug Number of Contacts: 17 Contact Size: 1.0mm
 Sealing: IP66/67 AWG: 22-18 (0.37 - 0.75 mm²) / 24-28 (0.25 - 0.10 mm²)

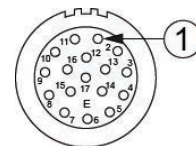
Threaded Connector Part Numbers (con't)

Part Number	Connector Type <i>Checkmate™ parts will mate with threaded parts. Just remove the O-ring from the threaded part.</i>	Style	Contact Type male = pin mates with female = socket ↓Mating Parts↓		Figure Drawings
MA3TNP1700-S2	Receptacle, bulhead, threaded, 7.5-11.0mm	P	Socket	Pin	12
MA3TNP1700-S3	Receptacle, bulhead, threaded, 11.0-15.0mm	P	Socket	Pin	13
MA1JAP1700	Receptacle extension, threaded	P	Socket	Pin	14
MA7RAP1701*	Receptacle, 90° rotatable, threaded Standard Flange (25.7x25.7)	P	Socket	Pin	15
MA7RAP1702*	Receptacle, 90° rotatable, threaded Large Flange (28.0x28.0)	P	Socket	Pin	16
↑ Contacts supplied separately see Chart 1 page 162					

Cord Grips and Backshells

Part Number	Type	Cable Range (mm)	Figure Drawings
MA6CG-S1	Cord grip	4.5-7.5mm	17
MA6CG-S2	Cord grip	7.5-11.0mm	17
MA6CG-S3	Cord grip	11.0-15.0mm	17
MA4FSR-A8.5*	Flex Grip™ backshell	7.5-8.5mm	18
MA4FSR-A10.5*	Flex Grip™ backshell	9.5-10.5mm	18
MA4FSR-A12.8*	Flex Grip™ backshell	11.5-12.8mm	18

*Must be potted to achieve IP67 ratings.

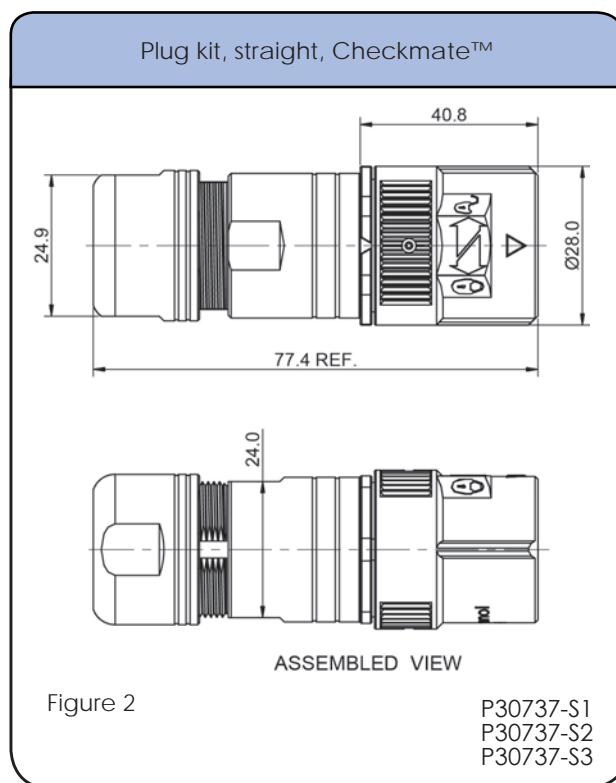
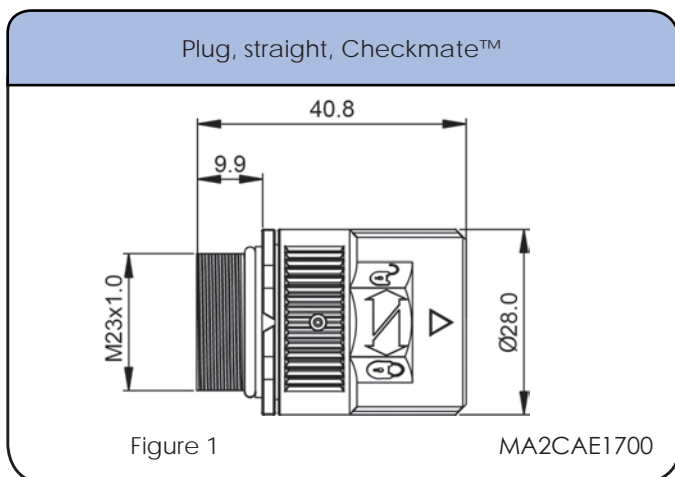


17 POSITIONS
9A / 125V
E type

Style: E type Plug **Number of Contacts: 17** **Contact Size: 1.0mm**
Sealing: IP66/67 **AWG: 22-18 (0.37 - 0.75 mm²) / 24-28 (0.25 - 0.10 mm²)**

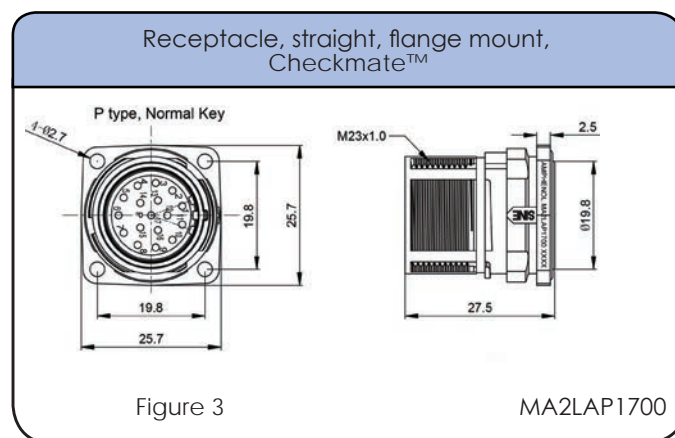
Checkmate™ Dimensions Straight Plug/ Plug Kits

See Chart 1 for contacts options



Checkmate™ Dimensions Straight Receptacle

See Chart 1 for contacts options

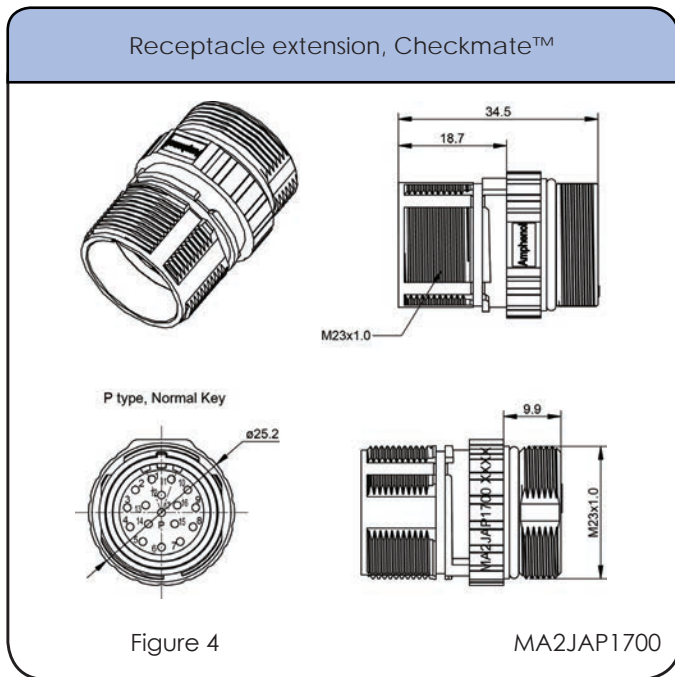


Complete datasheets can be found at www.amphenol-sine.com

Style: E type Plug Number of Contacts: 17 Contact Size: 1.0mm
 Sealing: IP66/67 AWG: 22-18 (0.37 - 0.75 mm²) / 24-28 (0.25 - 0.10 mm²)

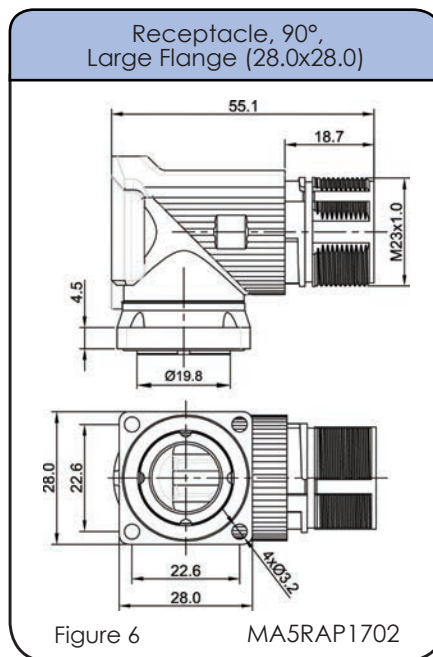
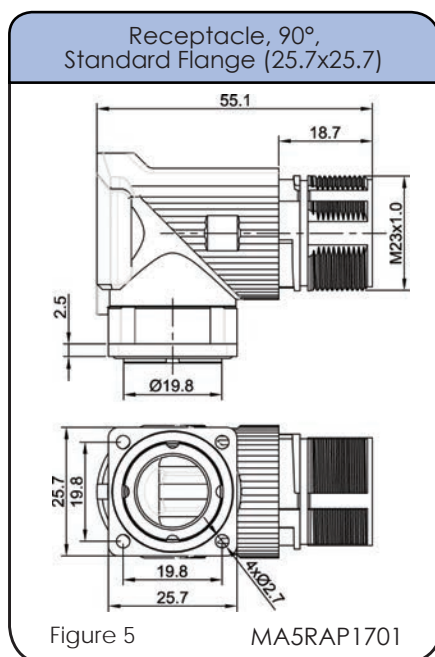
Checkmate™ Dimensions Straight Receptacles Extension

See Chart 1 for contacts options

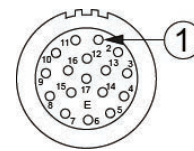


Checkmate™ Dimensions 90° Receptacles

See Chart 1 for contacts options



Complete datasheets can be found at www.amphenol-sine.com



17 POSITIONS
9A / 125V
E type

Style: E type Plug **Number of Contacts: 17** **Contact Size: 1.0mm**
Sealing: IP66/67 **AWG: 22-18 (0.37 - 0.75 mm²) / 24-28 (0.25 - 0.10 mm²)**

Threaded Dimensions Straight Plug/ Plug Kits

See Chart 1 for contacts options

Plug, straight, threaded

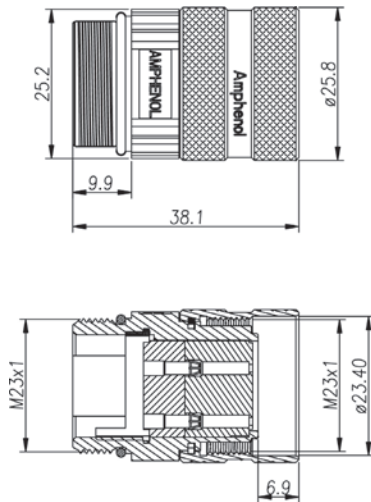


Figure 7

MA1CAE1700

Plug kit, straight, threaded; 7.5-11.0mm cord grip

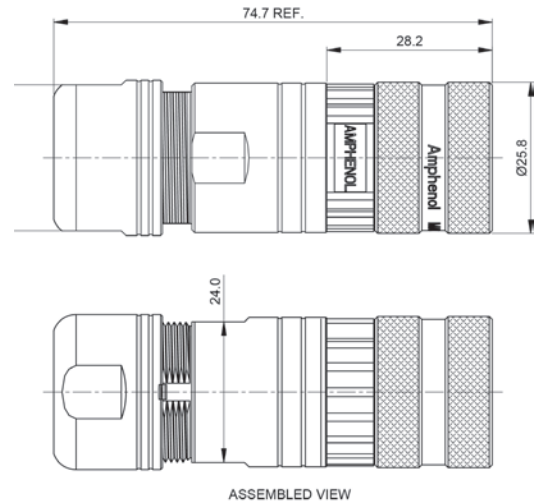


Figure 8

MA1CAE1700-KIT
MA1CAE1700M-KIT

Threaded Dimensions Straight Receptacles /Receptacle Kits

See Chart 1 for contacts options

Receptacle, straight, flange mount, threaded

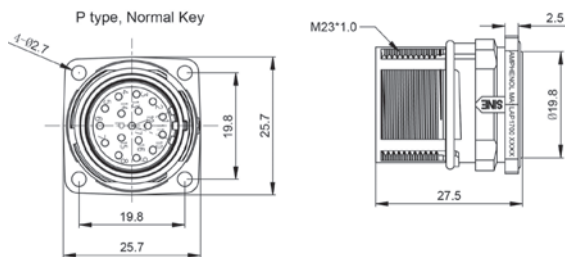


Figure 10

MA1LAP1700
MA1LAP1700-KIT
MA1LAP1700S-KIT

Plug, 90° rotatable, threaded

E type, Normal Key

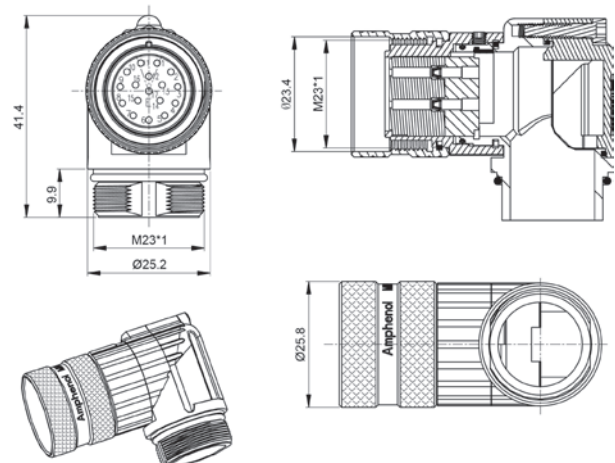


Figure 9

MA1EAE1700

Complete datasheets can be found at www.amphenol-sine.com

Style: E type Plug Number of Contacts: 17 Contact Size: 1.0mm
 Sealing: IP66/67 AWG: 22-18 (0.37 - 0.75 mm²) / 24-28 (0.25 - 0.10 mm²)

Threaded Dimensions Bulkhead Receptacles / Receptacle Extension

See Chart 1 for contacts options

Receptacle, bulkhead, threaded, 4.5-7.5mm Cord Grip

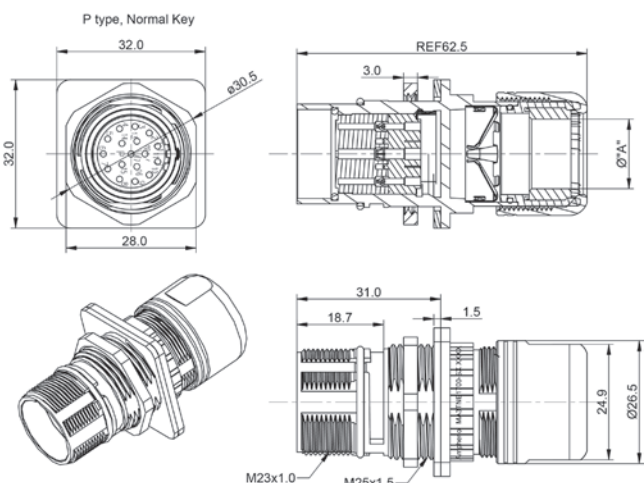


Figure 11

MA3TNP1700-S1

Receptacle, bulkhead, threaded, 7.5-11mm Cord Grip

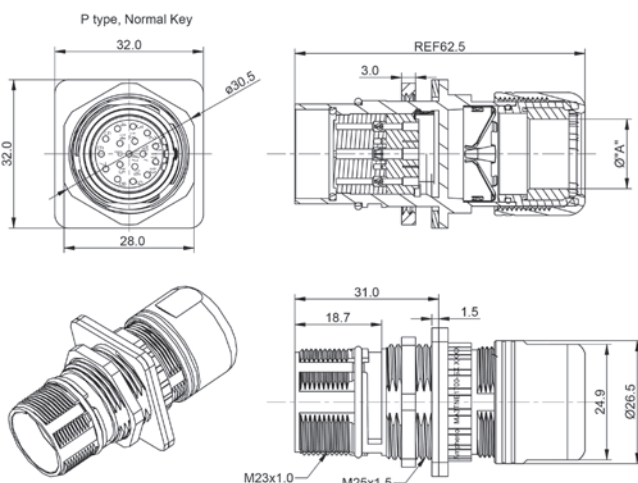


Figure 12

MA3TNP1700-S2

Receptacle, bulkhead, threaded, 11-15mm Cord Grip

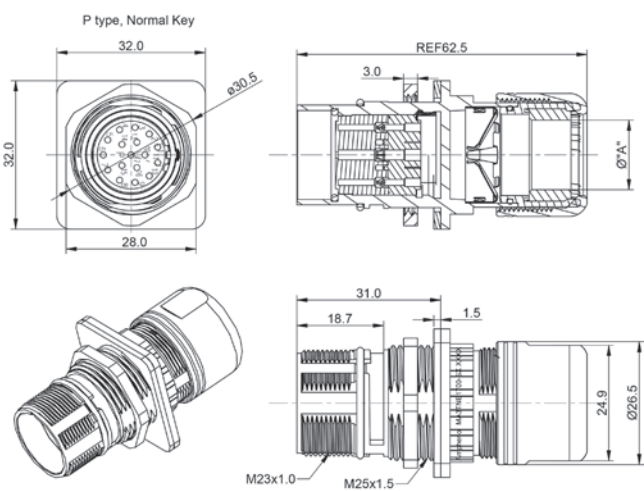


Figure 13

MA3TNP1700-S3

Receptacle extension, threaded

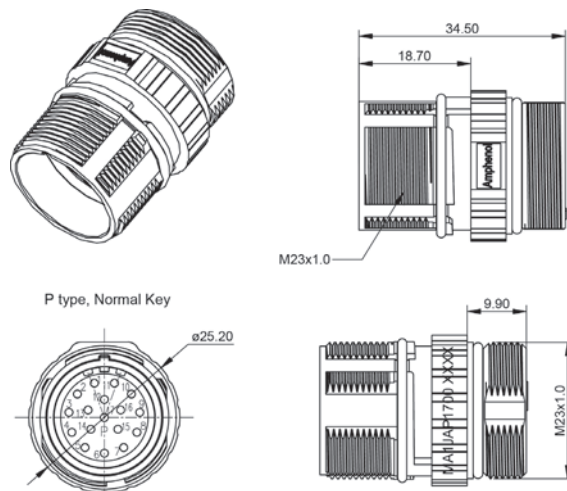
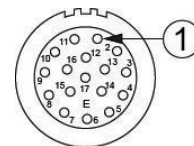


Figure 14

MA1JAP1700

Complete datasheets can be found at www.amphenol-sine.com

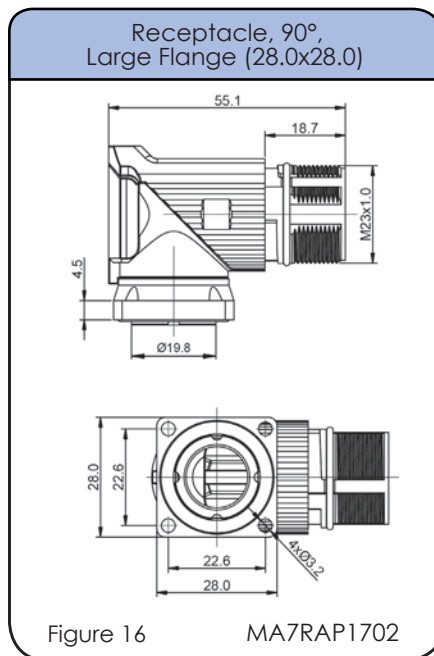
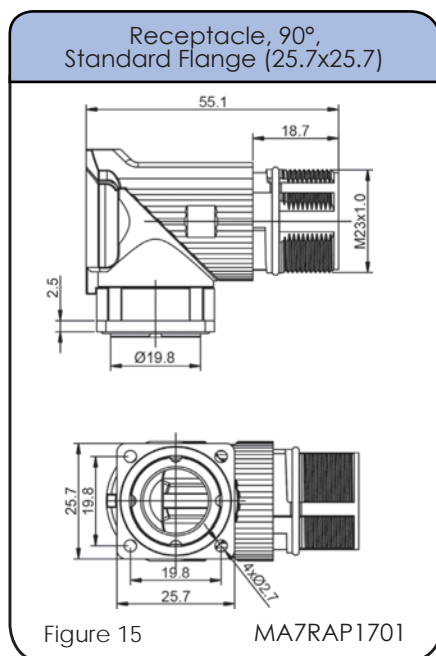


17 POSITIONS
9A / 125V
E type

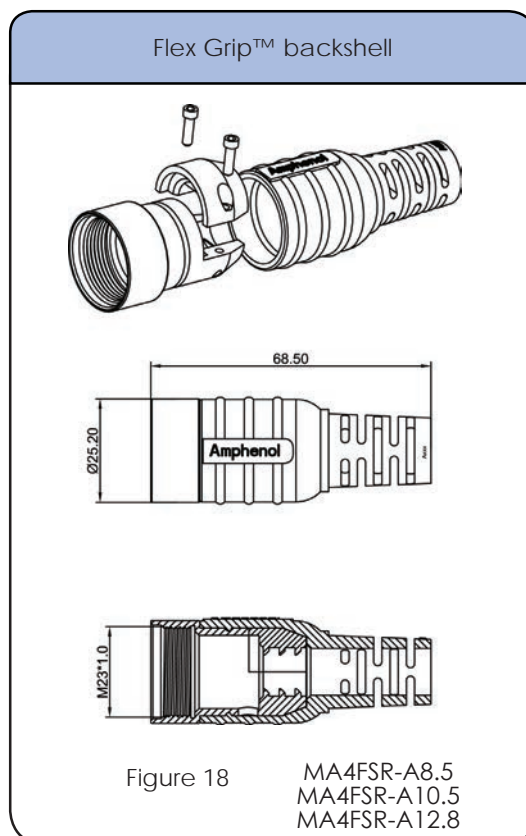
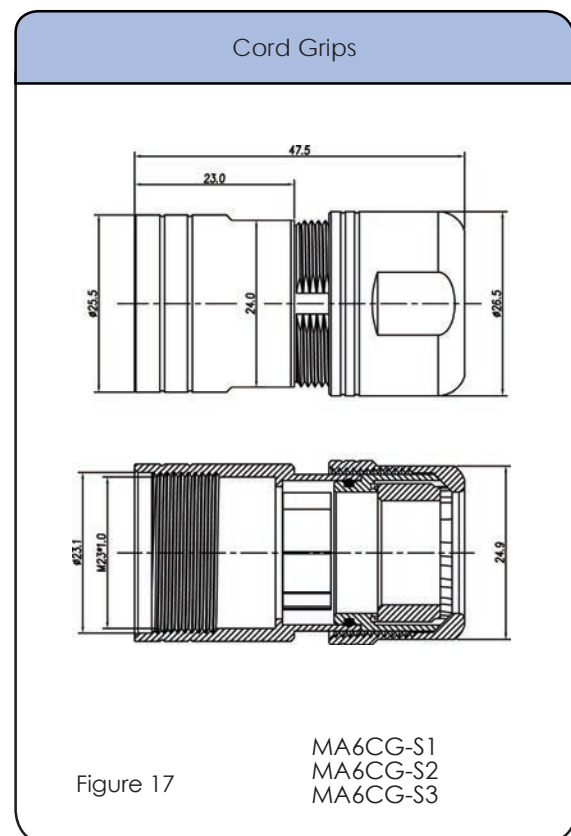
Style: E type Plug **Number of Contacts: 17** **Contact Size: 1.0mm**
Sealing: IP66/67 **AWG: 22-18 (0.37 - 0.75 mm²) / 24-28 (0.25 - 0.10 mm²)**

Threaded Dimensions 90° Rotatable Receptacles

See Chart 1 for contacts options



Dimensions Cord Grips / Backshells



Complete datasheets can be found at www.amphenol-sine.com

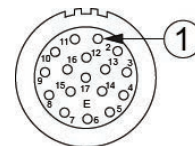
Style: E type Plug Number of Contacts: 17 Contact Size: 1.0mm
Sealing: IP66/67 AWG: 22-18 (0.37 - 0.75 mm²) / 24-28 (0.25 - 0.10 mm²)

Contacts



Machined Contacts








CHART 1		Crimp Contacts, Machined		
Part Number	Pin/Socket	AWG	mm ²	Plating
SC000035	Pin	22-18	0.37 - 0.75	Gold
SC000146	Pin	28-24	0.10 - 0.25	Gold
SC000044	Socket	22-18	0.37 - 0.75	Gold
SC000030	Socket	28-24	0.10 - 0.25	Gold



17 POSITIONS
9A / 125V
E type

Style: E type Plug **Number of Contacts: 17** **Contact Size: 1.0mm**
Sealing: IP66/67 **AWG: 22-18 (0.37 - 0.75 mm²) / 24-28 (0.25 - 0.10 mm²)**

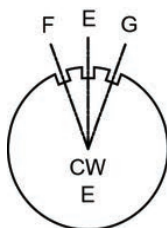
Tools

<p>Universal hand crimp tool. Uses universal positioner part no. SK2-2* Wire range 20-32AWG</p>  <p>AFM8</p>	<p>Universal hand crimp tool. Uses universal positioner part no. UH2-5* Wire range 12-26AWG</p>  <p>AF8</p>	<p>Pneumatic crimp tool. Uses universal positioner part no. SK2-2* Wire range 20-32AWG</p>  <p>WA22</p>
<p>Universal positioner is used with crimp tools AFM8 and WA22. Wire range 20-32AWG</p>  <p>SK2-2</p>	<p>Universal positioner is used with the universal hand crimp tool (AF8). Wire range 12-26AWG</p>  <p>UH2-5</p>	<p>Pneumatic crimp tool. Uses universal positioner part no. UH2-5*. Wire range 12-26AWG</p>  <p>WA27F</p>
<p>Extraction tool. Used for removal of 1.0mm contacts from inserts.</p>  <p>50-54931-1</p>	<p>* The universal positioner is not included with the crimp tools and must be ordered separately.</p>	

Complete datasheets can be found at www.amphenol-sine.com

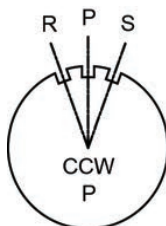
Connector Solutions M23 Standard Series

STEP 1 Choose Plug

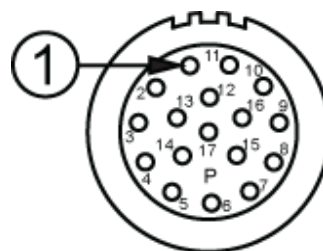


Standard connector parts mate "E" Plugs with "P" Receptacles, Mating parts use opposite contact types. *example: plug with pin contacts mates with a receptacle using socket contacts.* Other key code options available not listed here. Please call customer service for assistance when ordering F,G,R,S. See page 16 for connector configurations

STEP 2 Choose Receptacle



STEP 3 Choose Backshell/Cord Grip



Plugs



MA1CAP1700



MA1EAP1700



MA2CAP1700

Plug Connector Kits



MA1CAP1700-KIT
MA1CAP1700M-KIT



P30738-S1
P30738-S2
P30738-S3

Receptacles



MA1LAE1700



MA7RAE1701
MA7RAE1702



MA1JAE1700



MA3TNE1700-S1
MA3TNE1700-S2
MA3TNE1700-S3



MA2LAE1700



MA5RAE1701
MA5RAE1702



MA2JAE1700

Receptacle Kits



MA1LAE1700-KIT
MA1LAE1700S-KIT



MA2LAE1700-KIT
MA2LAE1700S-KIT

Cord Grips



MA6CG-S1
MA6CG-S2
MA6CG-S3

FlexGrip™ Backshell System



MA4FSR-A8.5
MA4FSR-A10.5
MA4FSR-A12.8

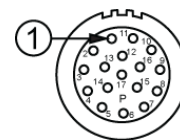
more about
FlexGrip™
on page 256

BULK CABLE
starts on
page 23

SEE TABLE ON NEXT PAGE FOR PART DETAILS

CONTACTS SOLD SEPARATELY SEE PAGE 172

*Elite Series receptacles are offered here as additional options for mating with Standard Series plugs. See Assembly Instructions starting on page 240



17 POSITIONS
9A / 125V
P type

Style: P type Plug Number of Contacts: 17 Contact Size: 1.0mm
Sealing: IP66/67 AWG: 22-18 (0.37 - 0.75 mm²) / 24-28 (0.25 - 0.10 mm²)

Checkmate™ Connector Part Numbers



Part Number	Connector Type <i>Checkmate™ parts will mate with threaded parts. Just remove the O-ring from the threaded part.</i>	Style	Contact Type male = pin mates with female = socket ↓Mating Parts↓		Figure Drawings
MA2CAP1700	Plug, straight, Checkmate™	P	Pin	Socket	1
P30738-S1	Plug kit, straight, Checkmate™ , 4.5-7.5mm cord grip Kit includes contacts	P		Socket	2
P30738-S2	Plug kit, straight, Checkmate™ , 7.5-11.0mm cord grip Kit includes contacts	P		Socket	2
P30738-S3	Plug kit, straight, Checkmate™ , 11.0-15.0mm cord grip Kit includes contacts	P		Socket	2
MA2LAE1700	Receptacle, straight, flange mount, Checkmate™	E	Socket	Pin	3
MA2LAE1700-KIT	Receptacle kit, straight, flange mount, Checkmate™	E		Pin	3
MA2LAE1700S-KIT	Receptacle kit, straight, flange mount, Checkmate™	E	Socket		3
MA2JAE1700	Receptacle extension, Checkmate™	E	Socket	Pin	4
MA5RAE1701*	Receptacle, 90° rotatable, Checkmate™ Standard Flange (25.7x25.7)	E	Socket	Pin	5
MA5RAE1702*	Receptacle, 90° rotatable, Checkmate™ Large Flange (28.0x28.0)	E	Socket	Pin	6
↑ Contacts supplied separately see Chart 1 page 172					

Threaded Connector Part Numbers

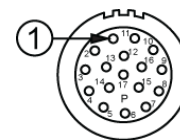
Part Number	Connector Type <i>Checkmate™ parts will mate with threaded parts. Just remove the O-ring from the threaded part.</i>	Style	Contact Type male = pin mates with female = socket ↓Mating Parts↓		Figure Drawings
MA1CAP1700	Plug, straight, threaded	P	Pin	Socket	7
MA1CAP1700M-KIT	Plug kit, straight, threaded; 7.5-11.0mm cord grip Kit includes contacts	P	Pin		8
MA1CAP1700-KIT	Plug kit, straight, threaded; 7.5-11.0mm cord grip Kit includes contacts	P		Socket	8
MA1EAP1700	Plug, 90° rotatable threaded	P	Pin	Socket	9
MA1LAE1700	Receptacle, straight, threaded, flange mount	E	Socket	Pin	10
MA1LAE1700-KIT	Receptacle kit, straight, threaded. Contacts included	E		Pin	11
MA1LAE1700S-KIT	Receptacle kit, straight, threaded. Contacts included	E	Socket		11
MA3TNE1700-S1	Receptacle, bulkhead, threaded, 4.5-7.5mm	E	Socket	Pin	12
MA3TNE1700-S2	Receptacle, bulkhead, threaded, 7.5-11mm	E	Socket	Pin	13
↑ Contacts supplied separately see Chart 1 page 172					

part numbers continued on next page

Style: P type Plug Number of Contacts: 17 Contact Size: 1.0mm
 Sealing: IP66/67 AWG: 22-18 (0.37 - 0.75 mm²) / 24-28 (0.25 - 0.10 mm²)

Threaded Connector Part Numbers (con't)

Part Number	Connector Type <i>Checkmate™ parts will mate with threaded parts. Just remove the O-ring from the threaded part.</i>	Style	Contact Type male = pin mates with female = socket ↓Mating Parts↓		Figure Drawings
MA3TNE1700-S3	Receptacle, bulkhead, threaded, 11.0-15mm	E	Socket	Pin	14
MA1JAE1700	Receptacle extension, threaded	E	Socket	Pin	15
MA7RAE1701*	Receptacle, 90° rotatable, threaded Standard Flange (25.7x25.7)	E	Socket	Pin	16
MA7RAE1702*	Receptacle, 90° rotatable, threaded Large Flange (28.0x28.0)	E	Socket	Pin	17
↑ Contacts supplied separately see Chart 1 page 172					



17 POSITIONS
9A / 125V
P type

Style: P type Plug **Number of Contacts: 17** **Contact Size: 1.0mm**
Sealing: IP66/67 **AWG: 22-18 (0.37 - 0.75 mm²) / 24-28 (0.25 - 0.10 mm²)**

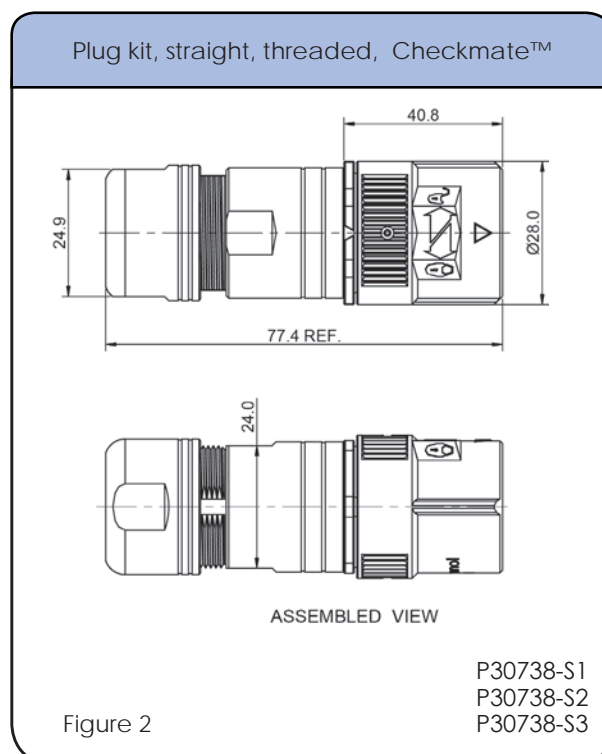
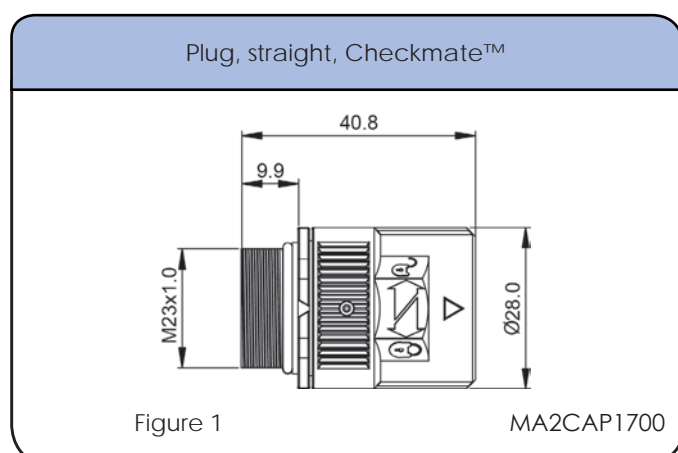
Cord Grips and Backshells

Part Number	Type	Cable Range (mm)	Figure Drawings
MA6CG-S1	Cord grip	4.5-7.5mm	18
MA6CG-S2	Cord grip	7.5-11.0mm	18
MA6CG-S3	Cord grip	11.0-15.0mm	18
MA4FSR-A8.5*	Flex Grip™ backshell	7.5-8.5mm	19
MA4FSR-A10.5*	Flex Grip™ backshell	9.5-10.5mm	19
MA4FSR-A12.8*	Flex Grip™ backshell	11.5-12.8mm	19

*Must be potted to achieve IP67 ratings.

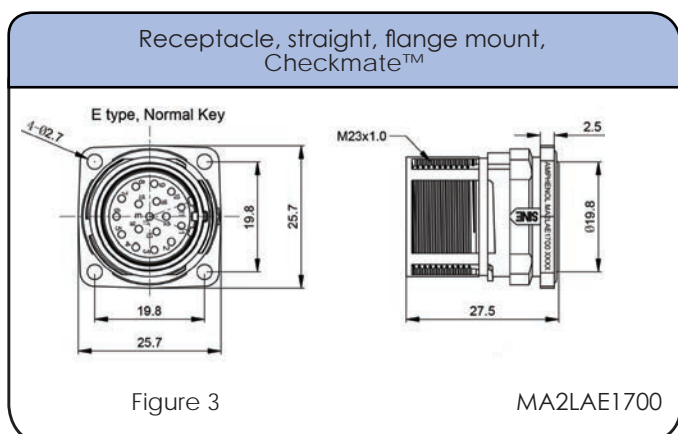
Checkmate™ Dimensions Straight Plug/ Plug Kits

See Chart 1 for contacts options



Checkmate™ Dimensions Straight Receptacle

See Chart 1 for contacts options

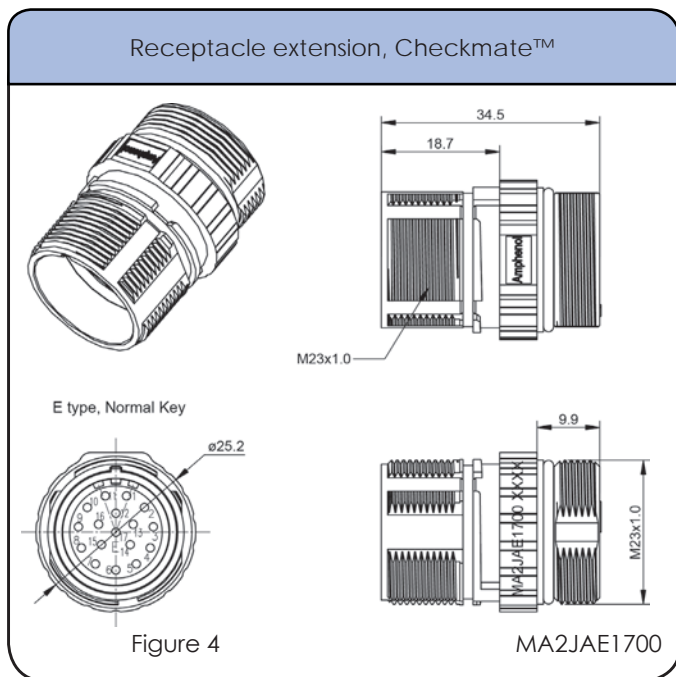


Complete datasheets can be found at www.amphenol-sine.com

Style: P type Plug Number of Contacts: 17 Contact Size: 1.0mm
 Sealing: IP66/67 AWG: 22-18 (0.37 - 0.75 mm²) / 24-28 (0.25 - 0.10 mm²)

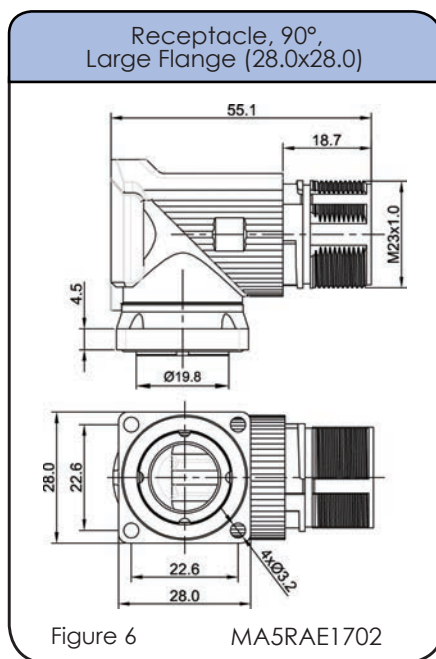
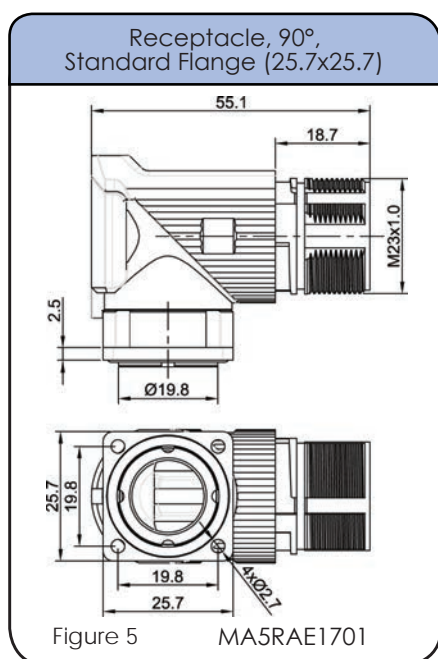
Checkmate™ Dimensions Receptacles Extension

See Chart 1 for contacts options

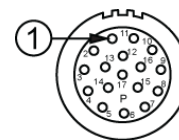


Checkmate™ Dimensions 90° Receptacles

See Chart 1 for contacts options



Complete datasheets can be found at www.amphenol-sine.com



17 POSITIONS
9A / 125V
P type

Style: P type Plug Number of Contacts: 17 Contact Size: 1.0mm
Sealing: IP66/67 AWG: 22-18 (0.37 - 0.75 mm²) / 24-28 (0.25 - 0.10 mm²)

Threaded Dimensions Straight Plug/ Plug Kits

See Chart 1 for contacts options

Plug, straight, threaded

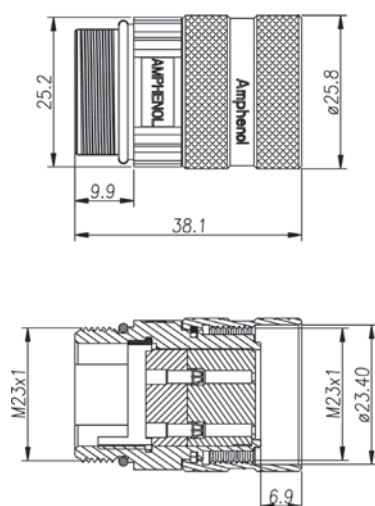


Figure 7

MA1CAP1700

Plug kit straight, threaded; 7.5-11.0mm cord grip



Figure 8

MA1CAP1700-KIT
MA1CAP1700M-KIT

Plug, 90° rotatable, threaded

P type, Normal Key

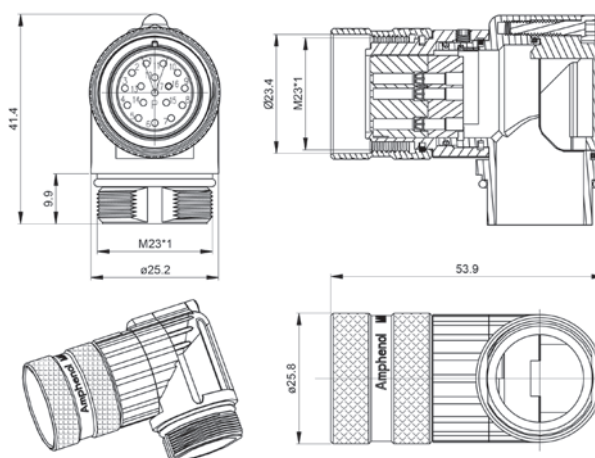


Figure 9

MA1EAP1700

Receptacle, straight, flange mount, threaded

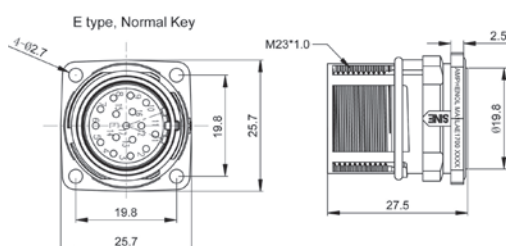


Figure 10

MA1LAE1700

Receptacle kit, straight, threaded

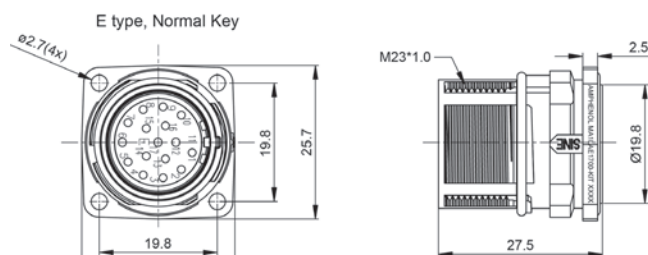


Figure 11

MA1LAE1700-KIT
MA1LAE1700S-KIT

Complete datasheets can be found at www.amphenol-sine.com

Style: P type Plug Number of Contacts: 17 Contact Size: 1.0mm
 Sealing: IP66/67 AWG: 22-18 (0.37 - 0.75 mm²) / 24-28 (0.25 - 0.10 mm²)

Threaded Dimensions Bulkhead Receptacles / Receptacle Extension

See Chart 1 for contacts options

Receptacle, bulkhead, threaded, 4.5-7.5mm Cord Grip

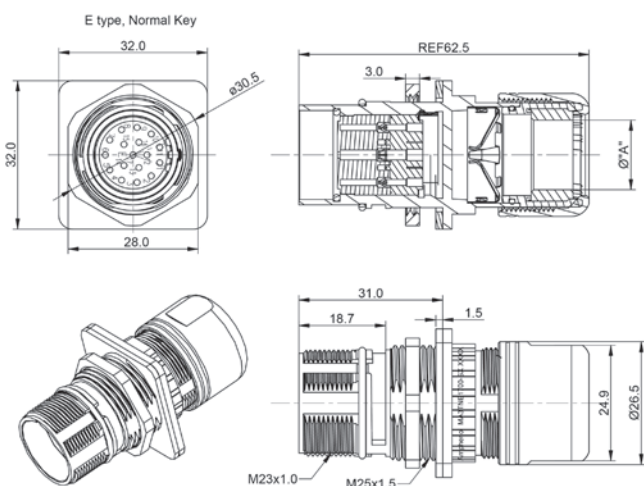


Figure 12

MA3TNE1700-S1

Receptacle, bulkhead, threaded, 7.5-11 Cord Grip

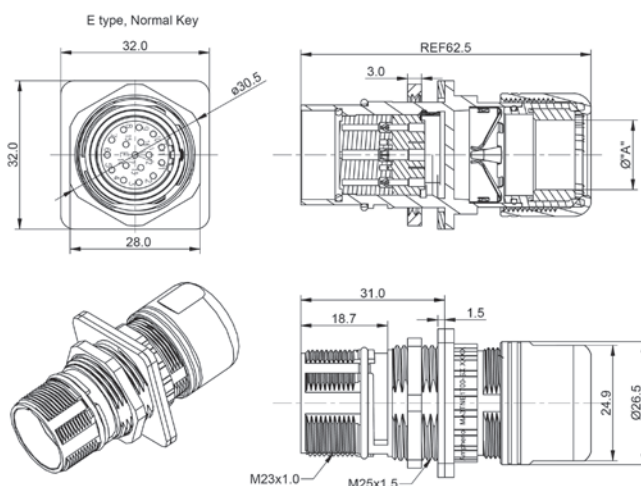


Figure 13

MA3TNE1700-S2

Receptacle, Bulkhead, Threaded, 11-15mm Cord Grip

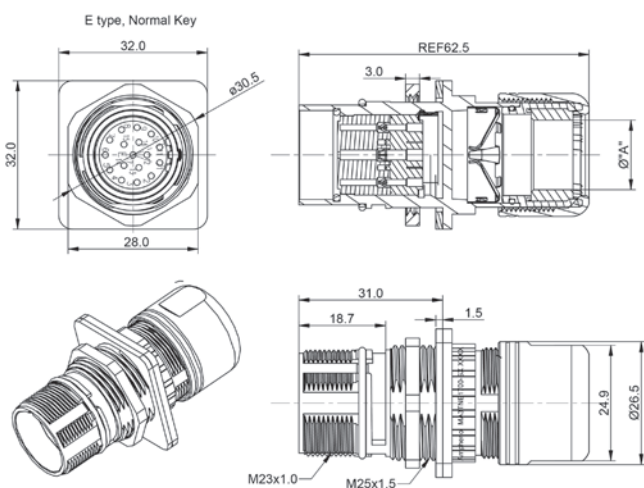


Figure 14

MA3TNE1700-S3

Receptacle extension, threaded

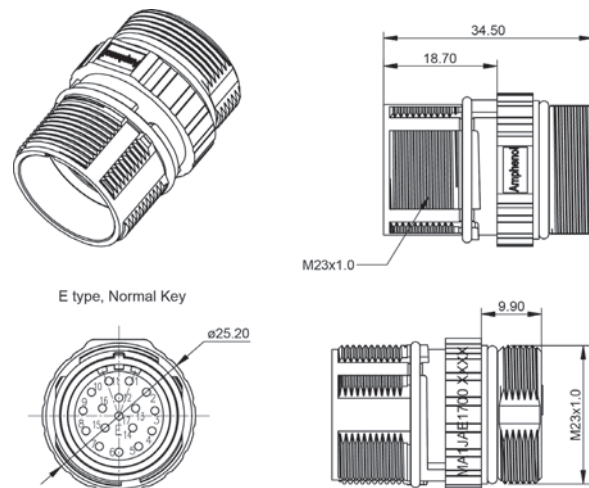
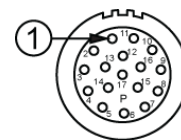


Figure 15

MA1JAE1700

Complete datasheets can be found at www.amphenol-sine.com



17 POSITIONS
9A / 125V
P type

Style: P type Plug Number of Contacts: 17 Contact Size: 1.0mm
Sealing: IP66/67 AWG: 22-18 (0.37 - 0.75 mm²) / 24-28 (0.25 - 0.10 mm²)

Threaded Dimensions 90° Rotatable Receptacles

See Chart 1 for contacts options

Receptacle, 90°,
Standard Flange (25.7x25.7)

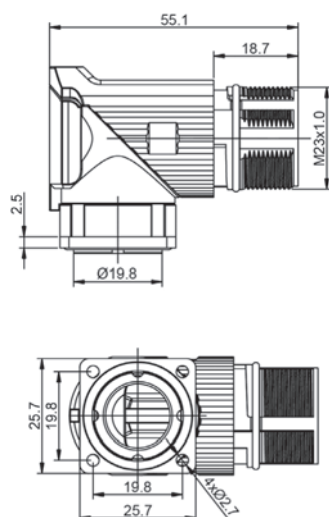


Figure 16 MA7RAE1701

Receptacle, 90°,
Large Flange (28.0x28.0)

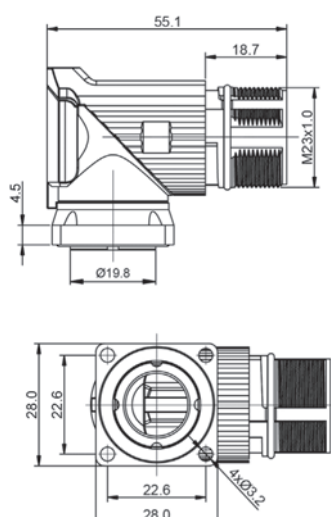


Figure 17 MA7RAE1702

Dimensions Cord Grips / Backshells

Cord Grips

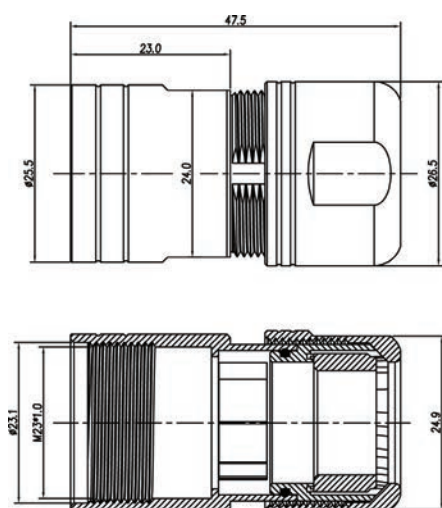


Figure 18

MA6CG-S1
MA6CG-S2
MA6CG-S3

Flex Grip™ backshell

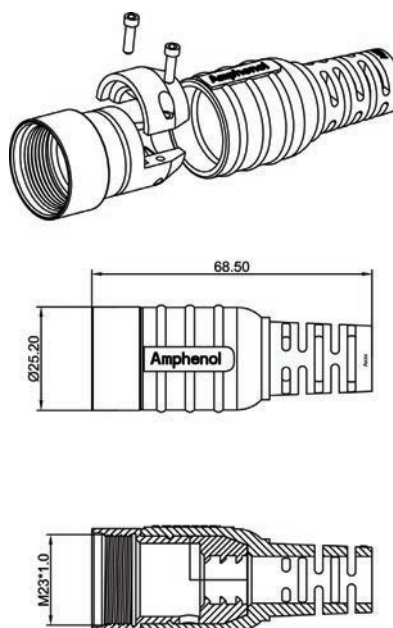


Figure 19

MA4FSR-A8.5
MA4FSR-A10.5
MA4FSR-A12.8

Complete datasheets can be found at www.amphenol-sine.com

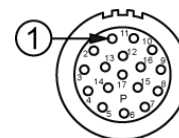
Style: P type Plug Number of Contacts: 17 Contact Size: 1.0mm
Sealing: IP66/67 AWG: 22-18 (0.37 - 0.75 mm²) / 24-28 (0.25 - 0.10 mm²)

Contacts



Machined Contacts








CHART 1		Crimp Contacts, Machined		
Part Number	Pin/Socket	AWG	mm²	Plating
SC000035	Pin	22-18	0.37 - 0.75	Gold
SC000146	Pin	28-24	0.10 - 0.25	Gold
SC000044	Socket	22-18	0.37 - 0.75	Gold
SC000030	Socket	28-24	0.10 - 0.25	Gold



17 POSITIONS
9A / 125V
P type

Style: P type Plug **Number of Contacts: 17** **Contact Size: 1.0mm**
Sealing: IP66/67 **AWG: 22-18 (0.37 - 0.75 mm²) / 24-28 (0.25 - 0.10 mm²)**

Tools

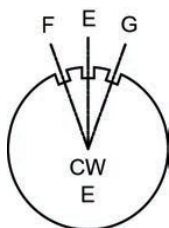
<p>Universal hand crimp tool. Uses universal positioner part no. SK2-2* Wire range 20-32AWG</p>  <p>AFM8</p>	<p>Universal hand crimp tool. Uses universal positioner part no. UH2-5* Wire range 12-26AWG</p>  <p>AF8</p>	<p>Pneumatic crimp tool. Uses universal positioner part no. SK2-2* Wire range 20-32AWG</p>  <p>WA22</p>
<p>Universal positioner is used with crimp tools AFM8 and WA22. Wire range 20-32AWG</p>  <p>SK2-2</p>	<p>Universal positioner is used with the universal hand crimp tool (AF8). Wire range 12-26AWG</p>  <p>UH2-5</p>	<p>Pneumatic crimp tool. Uses universal positioner part no. UH2-5*. Wire range 12-26AWG</p>  <p>WA27F</p>
<p>Extraction tool. Used for removal of 1.0mm contacts from inserts.</p>  <p>50-54931-1</p>		

* The universal positioner is not included with the crimp tools and must be ordered separately.

Complete datasheets can be found at www.amphenol-sine.com

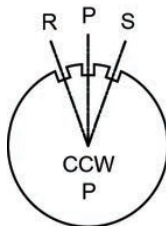
Connector Solutions M23 Standard Series

STEP 1 Choose Plug

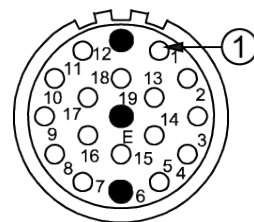


Standard connector parts mate "E" Plugs with "P" Receptacles, Mating parts use opposite contact types. *example: plug with pin contacts mates with a receptacle using socket contacts.* Other key code options available not listed here. Please call customer service for assistance when ordering F,G,R,S. See page 16 for connector configurations

STEP 2 Choose Receptacle



STEP 3 Choose Backshell/Cord Grip



Plugs



MA1CAE1900



MA1EAE1900



MA2CAE1900

Receptacles



MA1LAP1900



MA7RAP1901
MA7RAP1902



MA1JAP1900



MA2LAP1900



MA5RAP1901
MA5RAP1901



MA2JAP1900

Cord Grips



MA6CG-S1
MA6CG-S2
MA6CG-S3

FlexGrip™ Backshell System



MA4FSR-A8.5
MA4FSR-A10.5
MA4FSR-A12.8

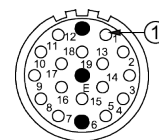
more about
FlexGrip™
on page 256

BULK CABLE
starts on
page 23

SEE TABLE ON NEXT PAGE FOR PART DETAILS

CONTACTS SOLD SEPARATELY SEE PAGE 179

*Elite Series receptacles are offered here as additional options for mating with Standard Series plugs. See Assembly Instructions starting on page 240



19 POSITIONS
7A / 63V
E type

Style: E type Plug **Number of Contacts: 19** **Contact Size: 1.0mm**
Sealing: IP66/67 **AWG: 22-18 (0.37 - 0.75 to 1.0 mm²)**



Checkmate™ Connector Part Numbers

Part Number	Connector Type <i>Checkmate™ parts will mate with threaded parts. Just remove the O-ring from the threaded part.</i>	Style	Contact Type male = pin mates with female = socket ↓Mating Parts↓		Figure Drawings
MA2CAE1900	Plug, straight, Checkmate™	E	Pin	Socket	1
MA2LAP1900	Receptacle, straight, flange mount, Checkmate™	P	Socket	Pin	2
MA2JAP1900	Receptacle extension, straight Checkmate™	P	Socket	Pin	3
MA5RAP1901*	Receptacle, 90° rotatable, Checkmate™ Standard Flange (25.7x25.7)	E	Socket	Pin	4
MA5RAP1902*	Receptacle, 90° rotatable, Checkmate™ Large Flange (28.0x28.0)	E	Socket	Pin	5
↑ Contacts supplied separately see Chart 1 page 179					

Threaded Connector Part Numbers

Part Number	Connector Type <i>Checkmate™ parts will mate with threaded parts. Just remove the O-ring from the threaded part.</i>	Style	Contact Type male = pin mates with female = socket ↓Mating Parts↓		Figure Drawings
MA1CAE1900	Plug, straight, threaded	E	Pin	Socket	6
MA1EAE1900	Plug, 90° rotatable, threaded	E	Pin	Socket	7
MA1LAP1900	Receptacle, flange mount, threaded	P	Socket	Pin	8
MA1JAP1900	Receptacle extension, straight, threaded	P	Socket	Pin	9
MA7RAP1901*	Receptacle, 90° rotatable, Threaded Standard Flange (25.7x25.7)	E	Socket	Pin	10
MA7RAP1902*	Receptacle, 90° rotatable, Threaded Large Flange (28.0x28.0)	E	Socket	Pin	11
↑ Contacts supplied separately see Chart 1 page 179					

Cord Grips and Backshells

Part Number	Type	Cable Range (mm)	Figure Drawings
MA6CG-S1	Cord Grip	4.5-7.5mm	12
MA6CG-S2	Cord Grip	7.5-11.0mm	12
MA6CG-S3	Cord Grip	11.0-15.0mm	12
MA4FSR-A8.5*	Flex Grip™ backshell	7.5-8.5mm	13
MA4FSR-A10.5*	Flex Grip™ backshell	9.5-10.5mm	13
MA4FSR-A12.8*	Flex Grip™ backshell	11.5-12.8mm	13

*Must be potted to achieve IP67 ratings

Style: E type Plug Number of Contacts: 19 Contact Size: 1.0mm
 Sealing: IP66/67 AWG: 22-18 (0.37 - 0.75 to 1.0 mm²)

Dimensions Checkmate™ Plugs/ 90° Rotatable Plugs/ Receptacles

Plug, straight, Checkmate™

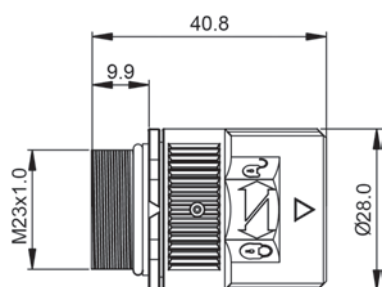


Figure 1

MA2CAE1900

Receptacle, flange mount, Checkmate™

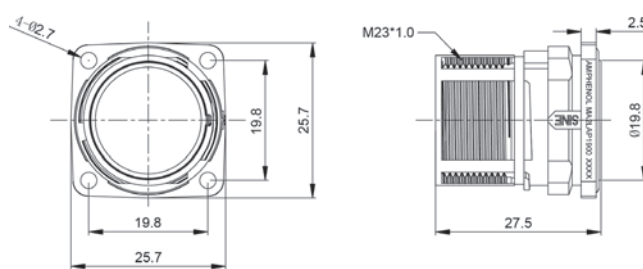


Figure 2

MA2LAP1900

Receptacle extension, straight, Checkmate™

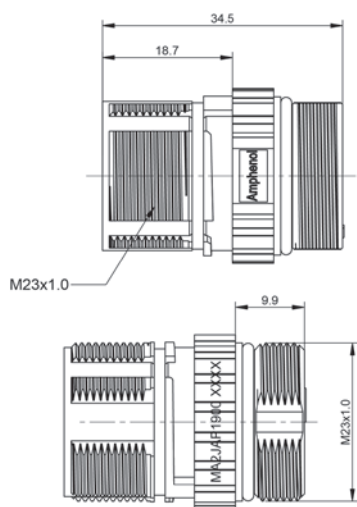


Figure 3

MA2JAP1900

Receptacle, 90°, Checkmate™
Standard Flange (25.7x25.7)

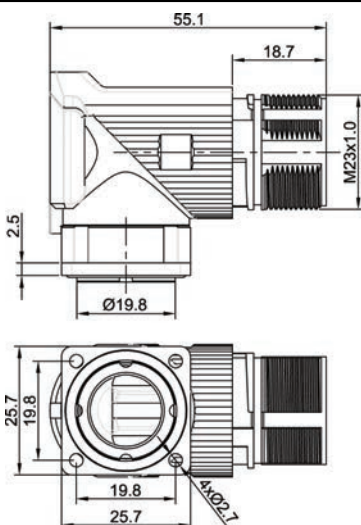


Figure 4

MA5RAP1901

Receptacle, 90°, Checkmate™
Large Flange (28.0x28.0)

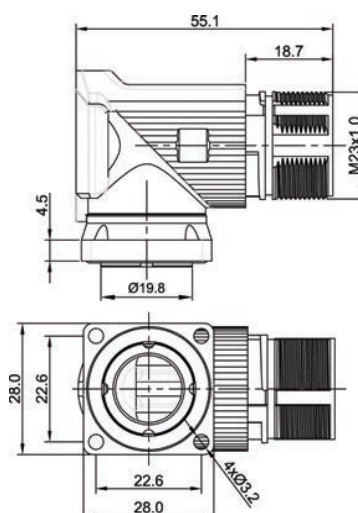
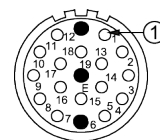


Figure 5

MA5RAP1902

Complete datasheets can be found at www.amphenol-sine.com



19 POSITIONS
7A / 63V
E type

Style: E type Plug **Number of Contacts: 19** **Contact Size: 1.0mm**
Sealing: IP66/67 **AWG: 22-18 (0.37 - 0.75 to 1.0 mm²)**

Dimensions Threaded Plugs /Receptacles

Plug, straight, threaded

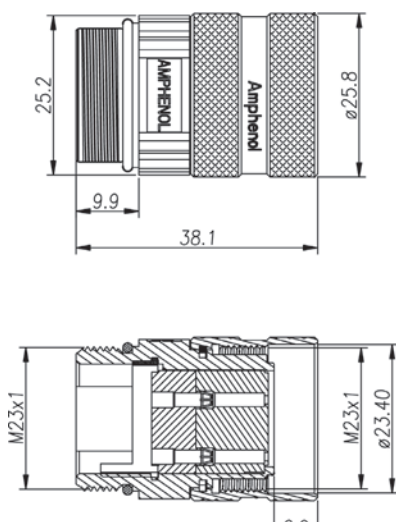


Figure 6

MA1CAE1900

Plug, 90° rotatable, threaded

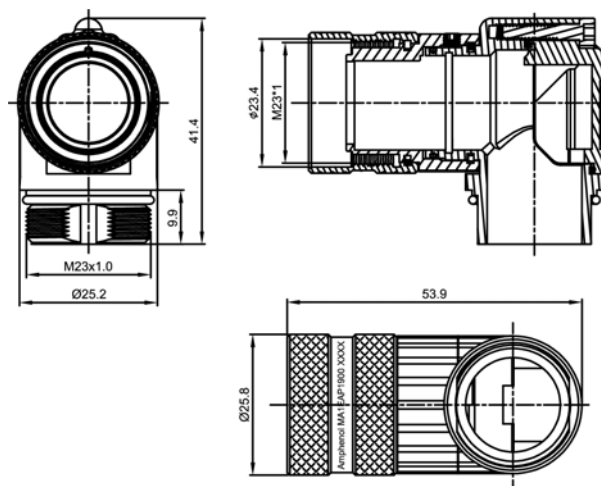


Figure 7

MA1EAE1900

Receptacle, flange mount, straight threaded

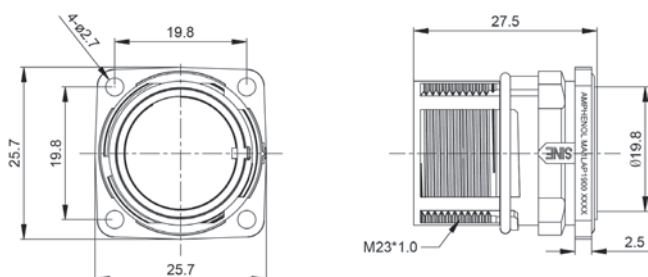


Figure 8

MA1LAP1900

Receptacle extension, straight, threaded

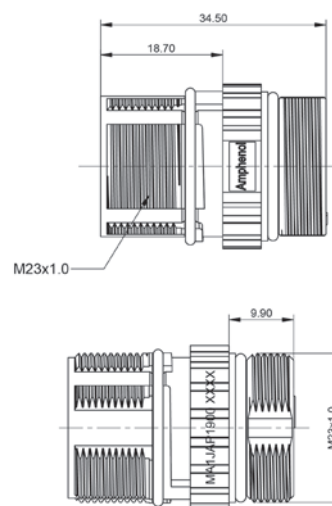


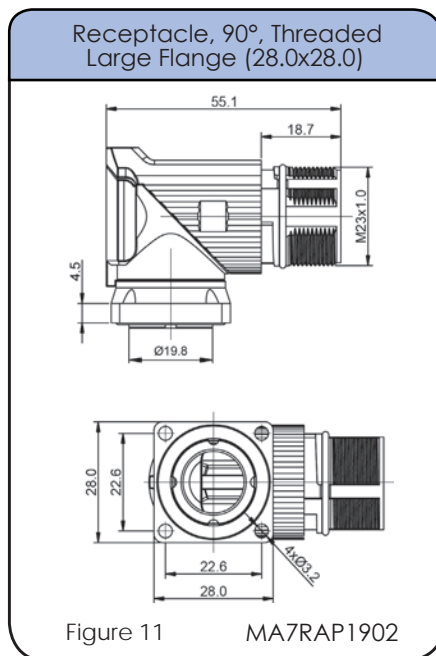
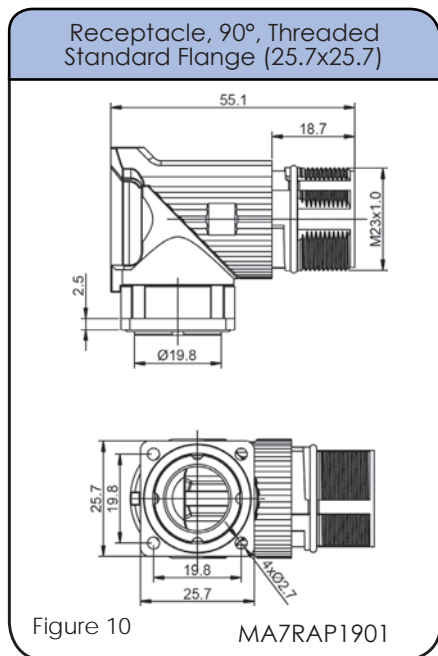
Figure 9

MA1JAP1900

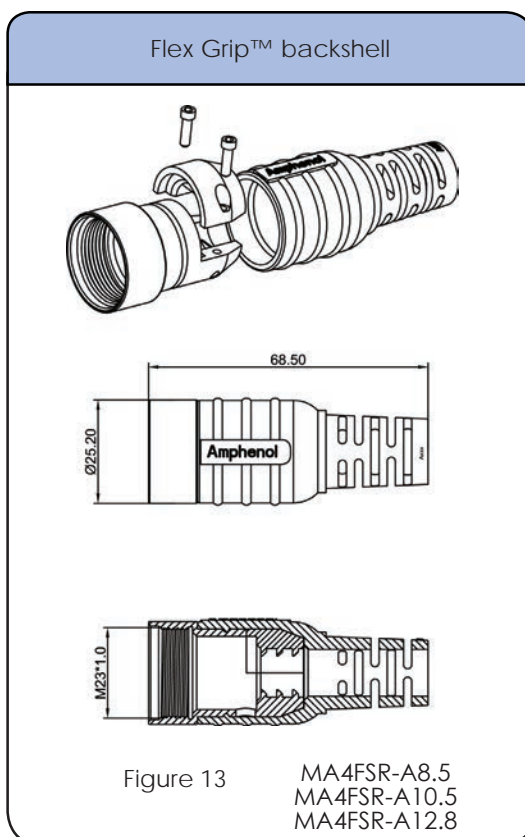
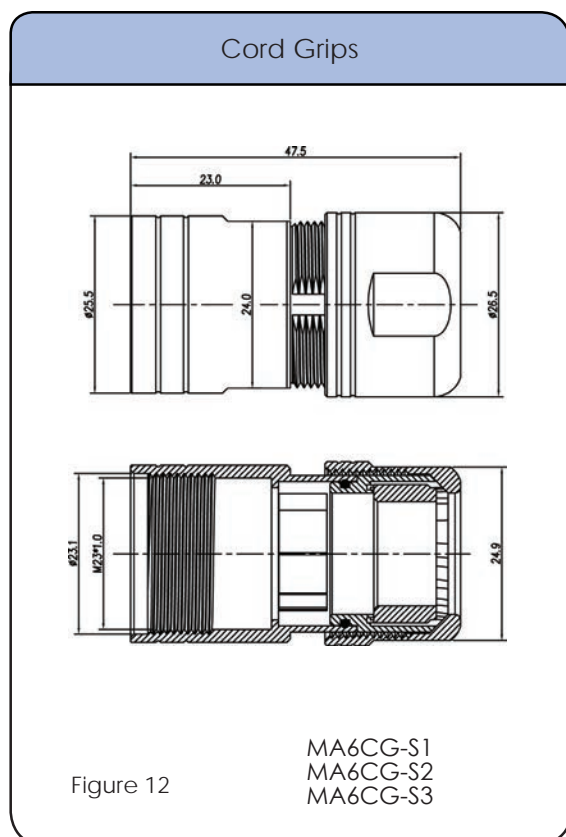
Complete datasheets can be found at www.amphenol-sine.com

Style: E type Plug Number of Contacts: 19 Contact Size: 1.0mm
 Sealing: IP66/67 AWG: 22-18 (0.37 - 0.75 to 1.0 mm²)

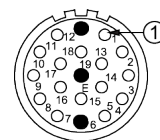
Dimensions Threaded 90° Rotatable Receptacle



Dimensions Cord Grips / Backshells



Complete datasheets can be found at www.amphenol-sine.com



19 POSITIONS
7A / 63V
E type

Style: E type Plug **Number of Contacts: 19** **Contact Size: 1.0mm**
Sealing: IP66/67 **AWG: 22-18 (0.37 - 0.75 to 1.0 mm²)**

Contacts



CHART 1

Crimp Contacts, Machined

Part Number	Pin/Socket	Size	AWG	mm ²	Plating
SC000337	Pin	1.5	22-18	0.37 - 0.75 to 1.0	Gold
SC000338	Pin	1.0	22-18	0.37 - 0.75 to 1.0	Gold
SC000325	Socket	1.5	22-18	0.37 - 0.75 to 1.0	Gold
SC000326	Socket	1.0	22-18	0.37 - 0.75 to 1.0	Gold

Universal hand crimp tool. Uses universal positioner part no. SK2-2*
 Wire range 20-32AWG



AFM8

Universal hand crimp tool. Uses universal positioner part no. UH2-5*
 Wire range 12-26AWG



AF8

Pneumatic crimp tool. Uses universal positioner part no. SK2-2*
 Wire range 20-32AWG



WA22

Universal positioner is used with crimp tools AFM8 and WA22.
 Wire range 20-32AWG



SK2-2

Universal positioner is used with the universal hand crimp tool (AF8).
 Wire range 12-26AWG



UH2-5

Pneumatic crimp tool. Uses universal positioner part no. UH2-5*.
 Wire range 12-26AWG

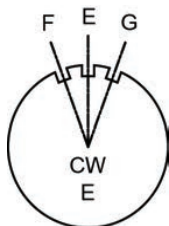


WA27F

* The universal positioner is not included with the crimp tools and must be ordered separately.

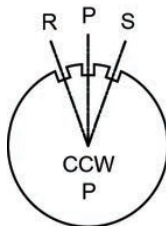
Connector Solutions M23 Standard Series

STEP 1 Choose Plug

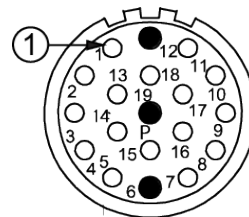


Standard connector parts mate "E" Plugs with "P" Receptacles, Mating parts use opposite contact types. *example: plug with pin contacts mates with a receptacle using socket contacts.* Other key code options available not listed here. Please call customer service for assistance when ordering F,G,R,S. See page 16 for connector configurations

STEP 2 Choose Receptacle



STEP 3 Choose Backshell/Cord Grip



Plugs



MA1EAP1900



MA1CAP1900



MA2CAP1900

Receptacles



MA1LAE1900



MA7RAE1901
MA7RAE1902



MA1JAE1900



MA2LAE1900



MA5RAE1901
MA5RAE1902



MA2JAE1900

Cord Grips



MA6CG-S1
MA6CG-S2
MA6CG-S3

FlexGrip™ Backshell System



MA4FSR-A8.5
MA4FSR-A10.5
MA4FSR-A12.8

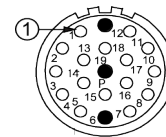
more about
FlexGrip™
on page 256

BULK CABLE
starts on
page 23

SEE TABLE ON NEXT PAGE FOR PART DETAILS

CONTACTS SOLD SEPARATELY SEE PAGE 185

*Elite Series receptacles are offered here as additional options for mating with Standard Series plugs. See Assembly Instructions starting on page 240



19 POSITIONS
7A / 63V
P type

Style: P type Plug **Number of Contacts: 19** **Contact Size: 1.0mm**
Sealing: IP66/67 **AWG: 22-18 (0.37 - 0.75 to 1.0 mm²)**



Checkmate™ Connector Part Numbers

Part Number	Connector Type <i>Checkmate™ parts will mate with threaded parts. Just remove the O-ring from the threaded part.</i>	Style	Contact Type male = pin mates with female = socket ↓Mating Parts↓		Figure Drawings
MA2CAP1900	Plug, straight, Checkmate™	P	Pin	Socket	1
MA2LAE1900	Receptacle, straight, flange mount, Checkmate™	E	Socket	Pin	2
MA2JAE1900	Receptacle extension, straight Checkmate™	P	Socket	Pin	3
MA5RAE1901*	Receptacle, 90° rotatable, Checkmate™ Standard Flange (25.7x25.7)	E	Socket	Pin	4
MA5RAE1902*	Receptacle, 90° rotatable, Checkmate™ Large Flange (28.0x28.0)	E	Socket	Pin	5
↑ Contacts supplied separately see Chart 1 page 185					

Threaded Connector Part Numbers

Part Number	Connector Type <i>Checkmate™ parts will mate with threaded parts. Just remove the O-ring from the threaded part.</i>	Style	Contact Type male = pin mates with female = socket ↓Mating Parts↓		Figure Drawings
MA1CAP1900	Plug, straight, threaded	P	Pin	Socket	6
MA1EAP1900	Plug, 90° rotatable, threaded	P	Pin	Socket	7
MA1LAE1900	Receptacle, straight, flange mount, threaded	E	Socket	Pin	8
MA1JAE1900	Receptacle extension, straight, threaded	P	Socket	Pin	9
MA7RAE1901*	Receptacle, 90° rotatable, Threaded Standard Flange (25.7x25.7)	E	Socket	Pin	10
MA7RAE1902*	Receptacle, 90° rotatable, Threaded Large Flange (28.0x28.0)	E	Socket	Pin	11
↑ Contacts supplied separately see Chart 1 page 185					

Cord Grips and Backshells

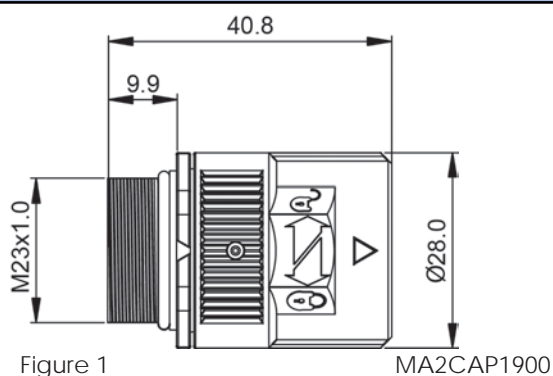
Part Number	Type	Cable Range (mm)	Figure Drawings
MA6CG-S1	Cord Grip	4.5-7.5mm	12
MA6CG-S2	Cord Grip	7.5-11.0mm	12
MA6CG-S3	Cord Grip	11.0-15.0mm	12
MA4FSR-A8.5*	Flex Grip™ backshell	7.5-8.5mm	13
MA4FSR-A10.5*	Flex Grip™ backshell	9.5-10.5mm	13
MA4FSR-A12.8*	Flex Grip™ backshell	11.5-12.8mm	13

*Must be potted to achieve IP67 ratings.

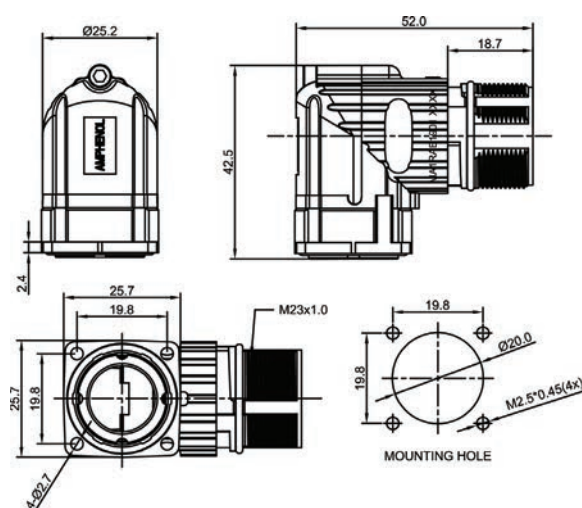
Style: P type Plug Number of Contacts: 19 Contact Size: 1.0mm
 Sealing: IP66/67 AWG: 22-18 (0.37 - 0.75 to 1.0 mm²)

Dimensions Checkmate™ Plugs / Receptacles

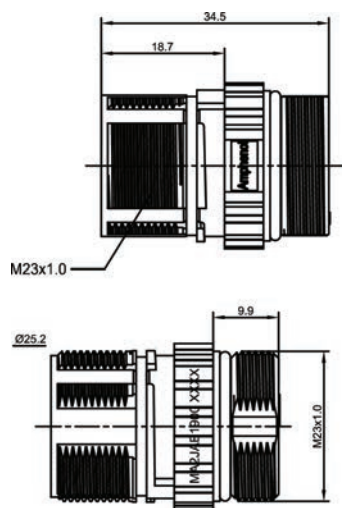
Plug straight, Checkmate™



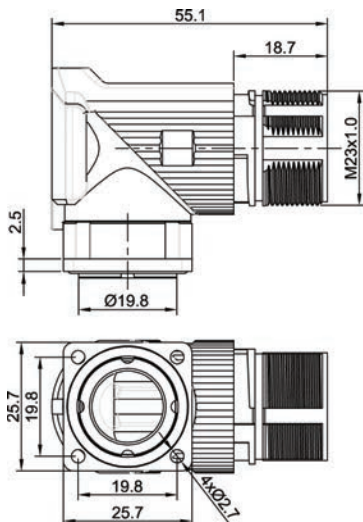
Receptacle, straight, flange mount, Checkmate™



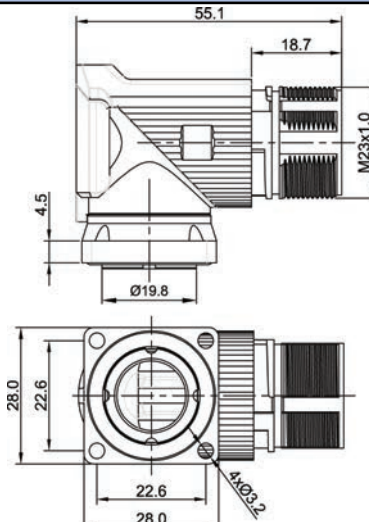
Receptacle extension, straight, Checkmate™



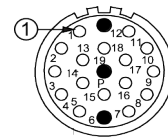
Receptacle, 90°, Checkmate™
Standard Flange (25.7x25.7)



Receptacle, 90°, Checkmate™
Large Flange (28.0x28.0)



Complete datasheets can be found at www.amphenol-sine.com



19 POSITIONS
7A / 63V
P type

Style: P type Plug Number of Contacts: 19 Contact Size: 1.0mm Sealing:
IP66/67 AWG: 22-18 (0.37 - 0.75 to 1.0 mm²)

Dimensions Threaded Plugs / Receptacles

Plug, straight, threaded

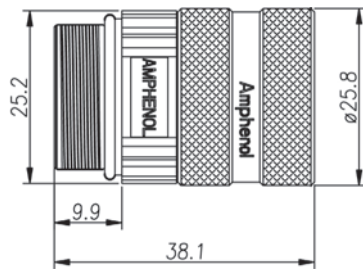


Figure 6

MA1CAP1900

Plug, 90° rotatable, threaded

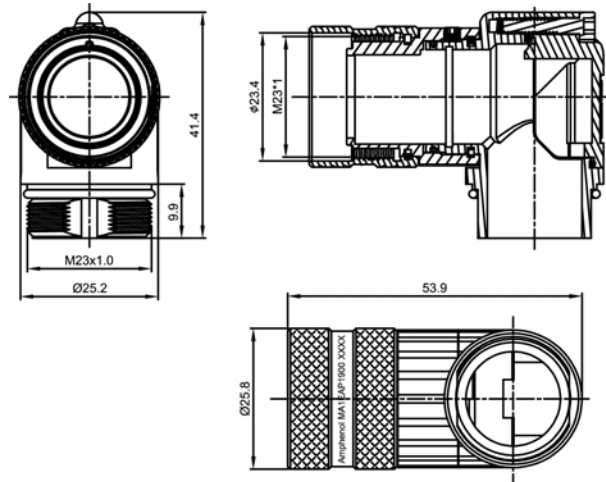


Figure 7

MA1EAP1900

Receptacle, straight, flange mount, threaded

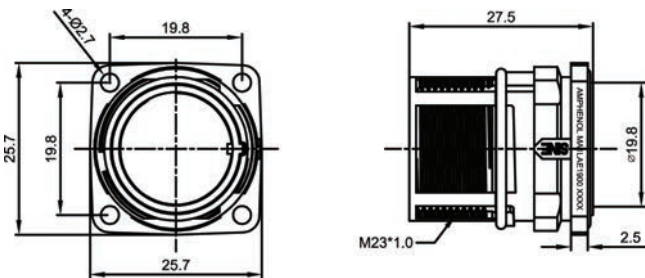


Figure 8

MA1LAE1900

Receptacle extension, straight, threaded

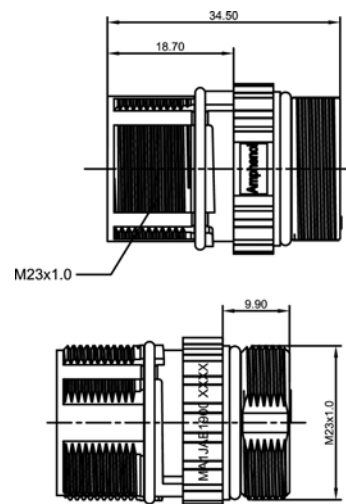
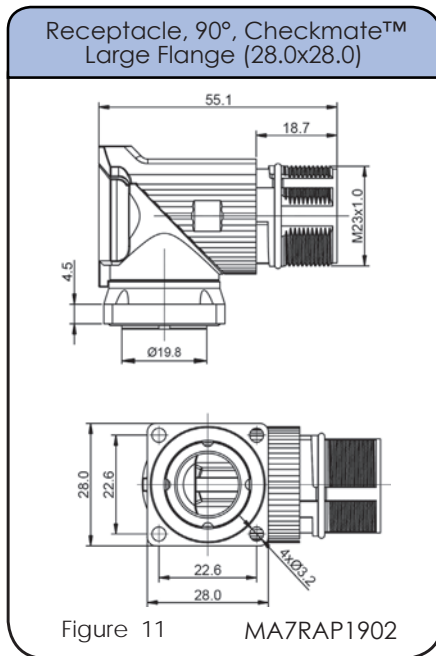
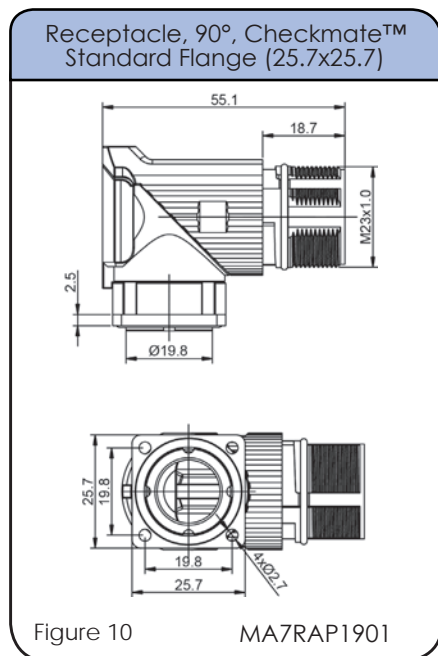


Figure 9

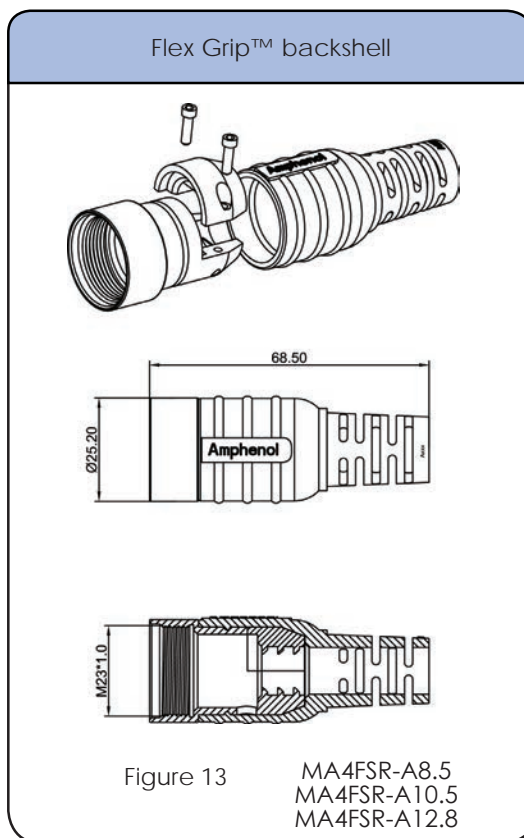
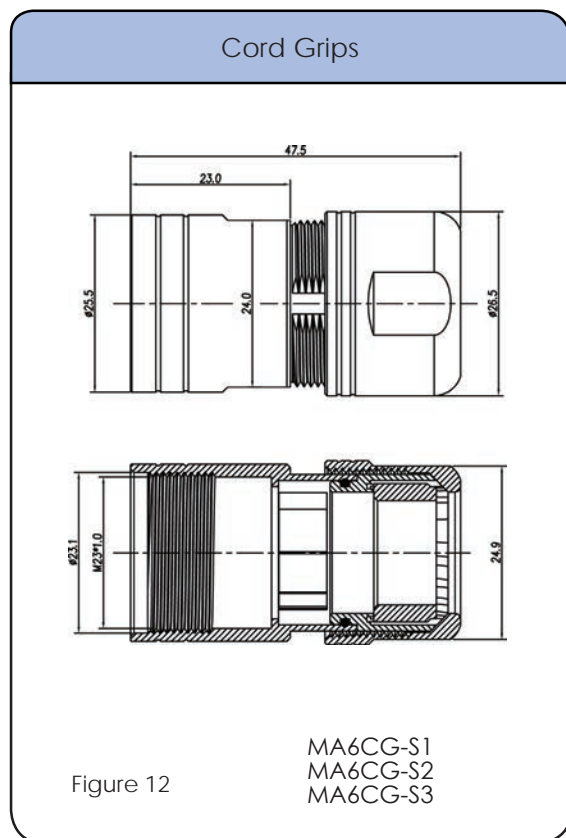
MA1JAE1900

Style: P type Plug Number of Contacts: 19 Contact Size: 1.0mm
 Sealing: IP66/67 AWG: 22-18 (0.37 - 0.75 to 1.0 mm²)

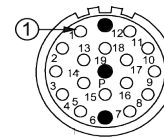
Threaded 90° Receptacles



Dimensions Cord Grips / Backshells



Complete datasheets can be found at www.amphenol-sine.com



19 POSITIONS
7A / 63V
P type

Style: P type Plug **Number of Contacts: 19** **Contact Size: 1.0mm**
Sealing: IP66/67 **AWG: 22-18 (0.37 - 0.75 to 1.0 mm²)**

Contacts



CHART 1

Crimp Contacts, Machined

Part Number	Pin/Socket	Size	AWG	mm ²	Plating
SC000337	Pin	1.5	22-18	0.37 - 0.75 to 1.0	Gold
SC000338	Pin	1.0	22-18	0.37 - 0.75 to 1.0	Gold
SC000325	Socket	1.5	22-18	0.37 - 0.75 to 1.0	Gold
SC000326	Socket	1.0	22-18	0.37 - 0.75 to 1.0	Gold

Universal hand crimp tool. Uses universal positioner part no. SK2-2*
Wire range 20-32AWG



AFM8

Universal hand crimp tool. Uses universal positioner part no. UH2-5*
Wire range 12-26AWG



AF8

Pneumatic crimp tool. Uses universal positioner part no. SK2-2*
Wire range 20-32AWG



WA22

Universal positioner is used with crimp tools AFM8 and WA22.
Wire range 20-32AWG



SK2-2

Universal positioner is used with the universal hand crimp tool (AF8).
Wire range 12-26AWG



UH2-5

Pneumatic crimp tool. Uses universal positioner part no. UH2-5*.
Wire range 12-26AWG



WA27F

* The universal positioner is not included with the crimp tools and must be ordered separately.

Connector Solutions M23 Standard Series

STEP 1
Choose Plug

STEP 2
Choose Receptacle

STEP 3
Choose Backshell/Cord Grip

See page 18 for connector configurations

Plugs



MB1CKN0600



MB1EJN0600



MB1GJN0600



MB2CKN0600



MB2GJN0600

Plug Connector Kits



MB1CKN0600-KIT



Checkmate™

P30745-S1
P30745-S2
P30745-S3

Receptacles



MB1LLN0600



MB7RJN0601
MB7RJN0602



MB1LKN0600



MB1JJN0600



MB3TNN0600-S1
MB3TNN0600-S2
MB3TNN0600-S3



MB2LLN0600



MB5RJN0601
MB5RJN0602



MB2LKN0600



MB2JJN0600

Receptacle Kits



MB1LLN0600-KIT



Checkmate™
MB2LLN0600-KIT



Cord Grips



MB6CG-S1
MB6CG-S2
MB6CG-S3

FlexGrip™ Backshell System



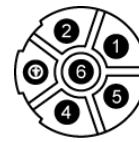
MB4FSR-B10.3
MB4FSR-B12.5
MB4FSR-B14.5
MB4FSR-B17

more about
FlexGrip™
on page 256

BULK CABLE
starts on
page 23

CONTACTS SOLD SEPARATELY SEE PAGE 194

*Elite Series receptacles are offered here as additional options for mating with Standard Series plugs. See Assembly Instructions starting on page 240



6 POSITIONS
28A / 630V

Number of Contacts: 6 Contact Size: 2.0mm

Sealing: IP66/67 AWG: 18-14 (0.75 - 2.5 mm²)

Checkmate™ Connector Part Numbers



Part Number	Connector Type <i>Checkmate™ parts will mate with threaded parts. Just remove the O-ring from the threaded part.</i>	Contact Type male = pin female = socket	Figure Drawings
MB2CKN0600	Plug, straight, Checkmate™	Socket	1
P30745-S1	Plug kit, straight, Checkmate™ , 7.0-11.0mm cord grip Kit includes contacts	Socket	2
P30745-S2	Plug kit, straight, Checkmate™ , 11.0-14.5mm cord grip Kit includes contacts	Socket	2
P30745-S3	Plug kit, straight, Checkmate™ , 14.5-17.0mm cord grip Kit includes contacts	Socket	2
MB2GJN0600	Plug, panel mount, Checkmate™	Socket	3
MB2LLN0600	Receptacle, straight flange mount, Checkmate™	Pin	4
MB2LLN0600-KIT	Receptacle kit, straight, Checkmate™ . Contacts included	Pin	6
MB2LKN0600	Receptacle, straight, Checkmate™	Pin	5
MB2JJN0600	Receptacle extension, Checkmate™	Pin	7
↑ Contacts supplied separately see Chart 1 page 194			
MB5RJN0601*	Receptacle, 90° rotatable, Checkmate™ Standard Flange (25.7x25.7)	Pin	8
MB5RJN0602*	Receptacle, 90° rotatable, Checkmate™ Large Flange (28.0x28.0)	Pin	9
↑ Contacts supplied separately see Chart 2 page 194			

Threaded Connector Part Numbers

Part Number	Connector Type <i>Checkmate™ parts will mate with threaded parts. Just remove the O-ring from the threaded part.</i>	Contact Type male = pin female = socket	Figure Drawings
MB1CKN0600	Plug, straight, threaded coupling	Socket	10
MB1CKN0600-KIT	Plug kit, straight, threaded coupling. Contacts included.	Socket	11
MB1EJN0600	90° rotatable plug	Socket	12
MB1GJN0600	Plug, panel mount, threaded coupling	Socket	13
MB1LLN0600	Receptacle, straight, flange mount, threaded coupling	Pin	14
MB1LLN0600-KIT	Receptacle kit, straight, flange mount, threaded coupling Kit includes contacts	Pin	14
MB1LKN0600	Receptacle, straight, threaded coupling	Pin	15
MB3TNN0600-S1	Receptacle, bulkhead, threaded, 7.0-11.0mm cord grip	Pin	16
MB3TNN0600-S2	Receptacle, bulkhead, threaded, 11.0-14.5mm cord grip	Pin	17
MB3TNN0600-S3	Receptacle, bulkhead, threaded, 14.5-17.0mm cord grip	Pin	18
MB1JJN0600	Receptacle extension, threaded coupling	Pin	19
↑ Contacts supplied separately see Chart 1 page 194			
MB7RJN0601*	Receptacle, 90° rotatable, threaded Standard Flange (25.7x25.7)	Pin	20
MB7RJN0602*	Receptacle, 90° rotatable, threaded Large Flange (28.0x28.0)	Pin	21
↑ Contacts supplied separately see Chart 2 page 194			

Number of Contacts: 6 Contact Size: 2.0mm
Sealing: IP66/67 AWG: 18-14 (0.75 - 2.5 mm²)

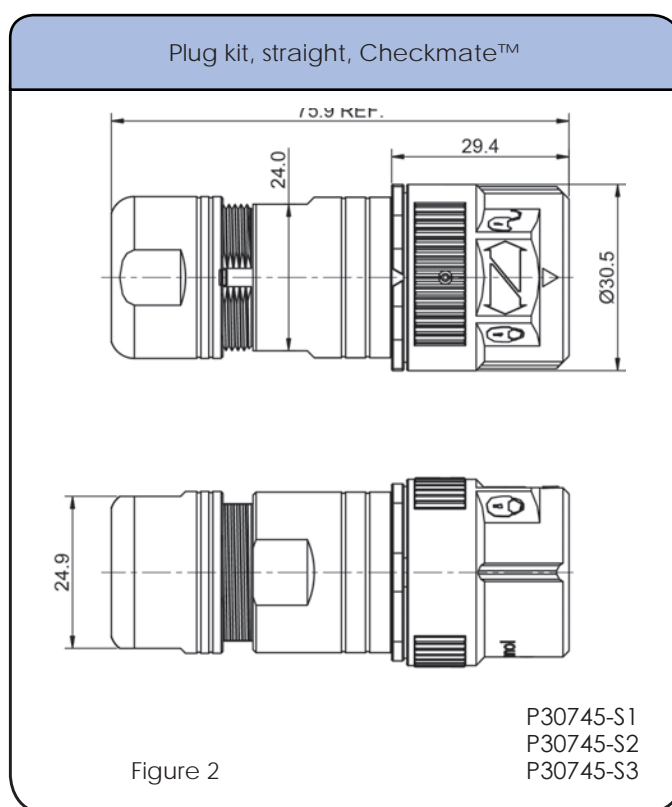
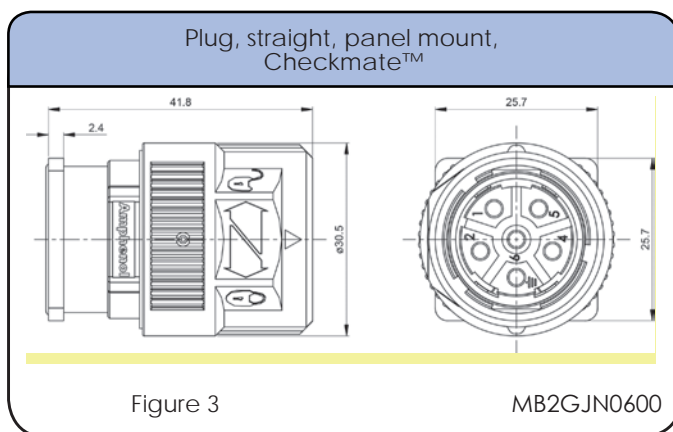
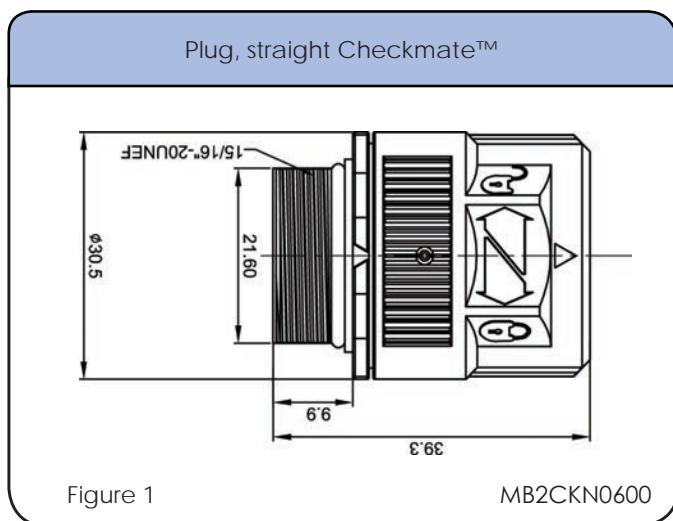
Cord Grips and Backshells

Part Number	Type	Cable Range (mm)	Figure Drawings
MB6CG-S1	Cord grip	7.5-11mm	22
MB6CG-S2	Cord grip	11.0-14.5mm	22
MB6CG-S3	Cord grip	14.5-17mm	22
MB4FSR-B10.3*	Flex Grip™ backshell	9.5-10.3mm	23
MB4FSR-B12.5*	Flex Grip™ backshell	11.5-12.5mm	23
MB4FSR-B14.5*	Flex Grip™ backshell	13.5-14.5mm	23
MB4FSR-B17*	Flex Grip™ backshell	15.5-17mm	23

*Must be potted to achieve IP67 ratings.

Checkmate™ Dimensions Straight Plug/ Plug Kits/ Panel Mount

See [Chart 1](#) for contacts options



Complete datasheets can be found at www.amphenol-sine.com



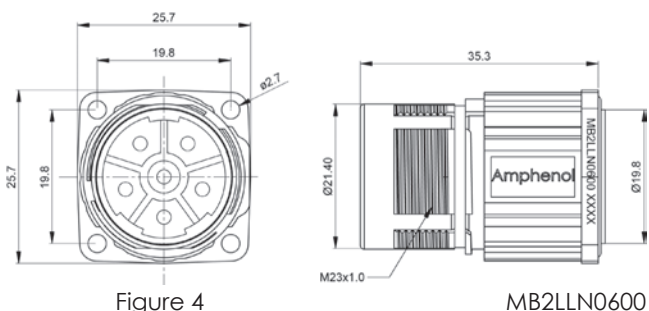
6 POSITIONS
28A / 630V

Number of Contacts: 6 Contact Size: 2.0mm
Sealing: IP66/67 AWG: 18-14 (0.75 - 2.5 mm²)

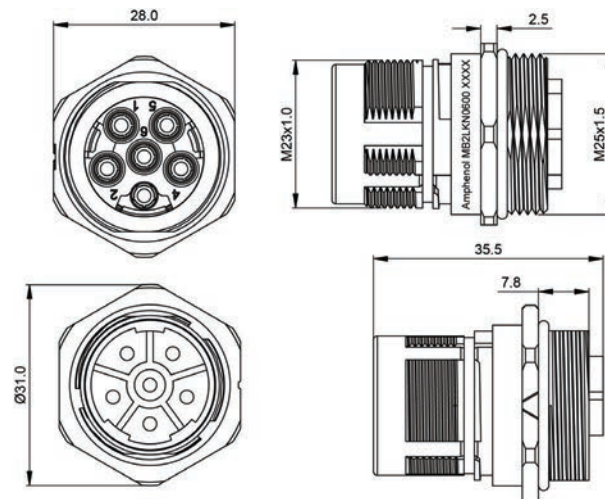
Checkmate™ Dimensions Straight Receptacles / Receptacles Extension

See Chart 1 for contacts options

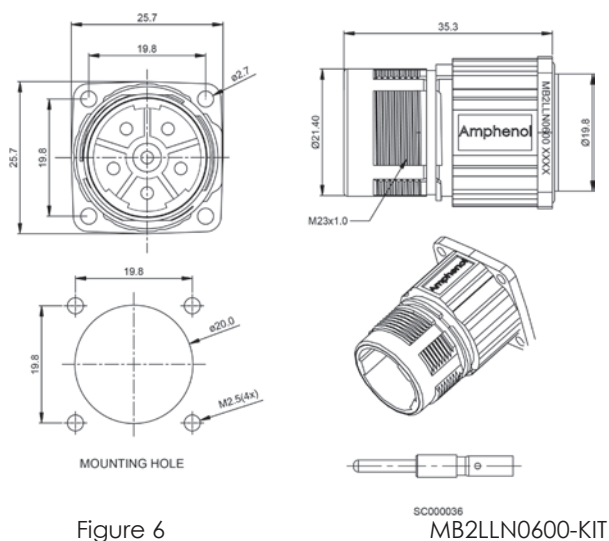
Receptacle, straight, flange mount, Checkmate™



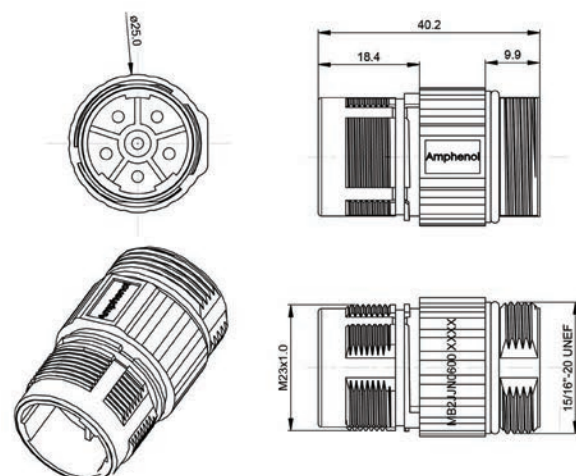
Receptacle, straight, Checkmate™



Receptacle kit, straight, Checkmate™



Receptacle extension, Checkmate

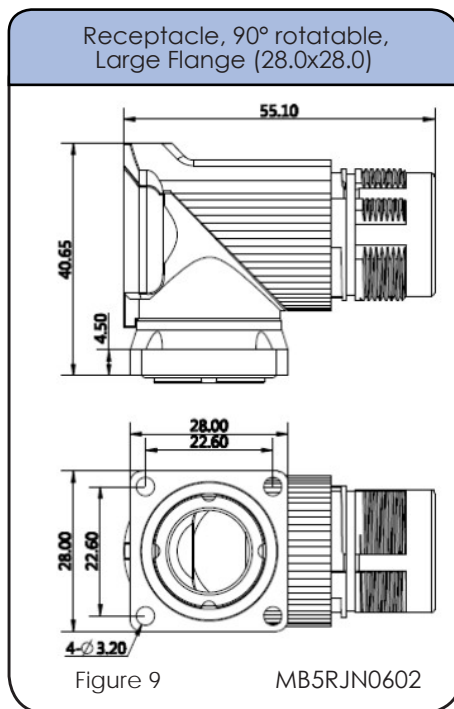
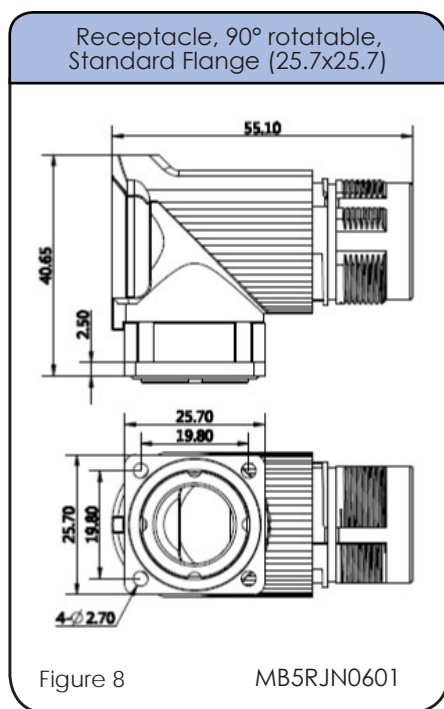


Complete daasheets can be found at www.amphenol-sine.com

Number of Contacts: 6 Contact Size: 2.0mm
 Sealing: IP66/67 AWG: 18-14 (0.75 - 2.5 mm²)

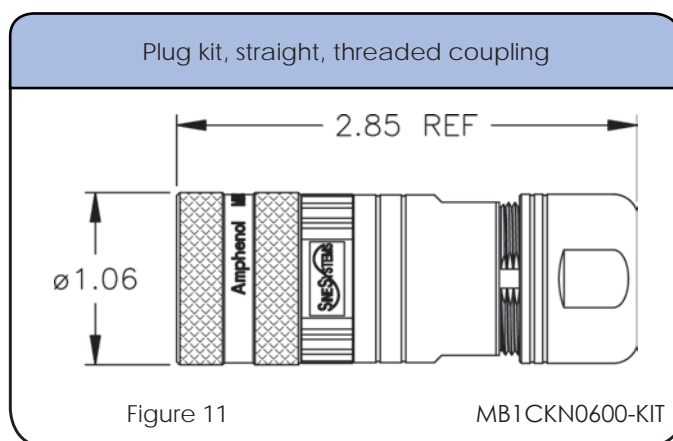
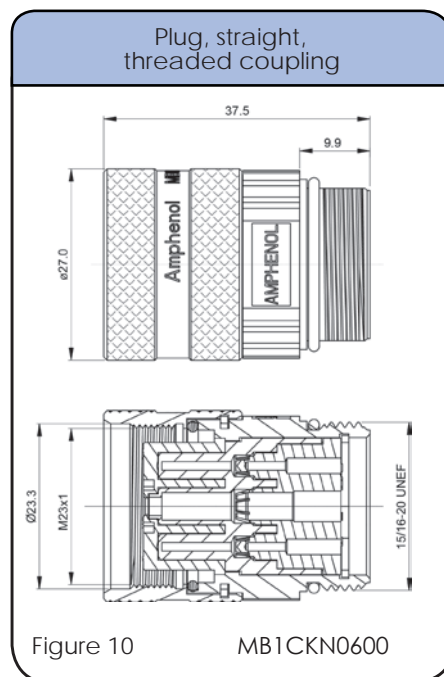
Checkmate™ Dimensions 90° Receptacles

See Chart 2 for contacts options



Threaded Dimensions Plugs/Plug Kit

See Chart 1 for contacts options



Complete datasheets can be found at www.amphenol-sine.com



6 POSITIONS
28A / 630V

Number of Contacts: 6 Contact Size: 2.0mm
Sealing: IP66/67 AWG: 18-14 (0.75 - 2.5 mm²)

Threaded Dimensions 90° Plug, Panel Mount Plug

See Chart 1 for contacts options

90° Rotatable Plug

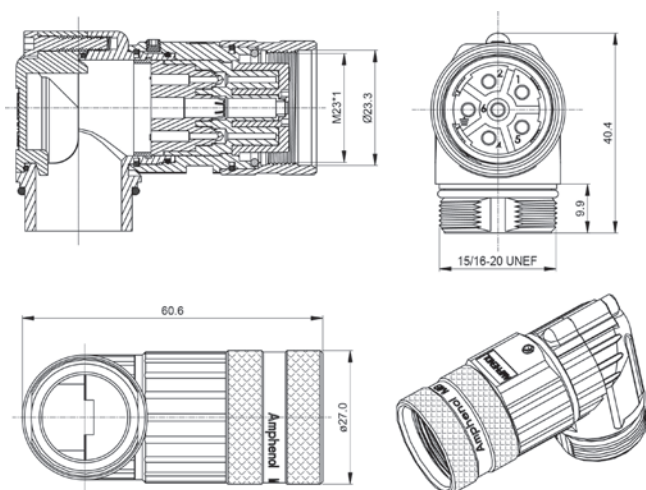


Figure 12

MB1EJN0600

Plug, straight, panel mount, threaded

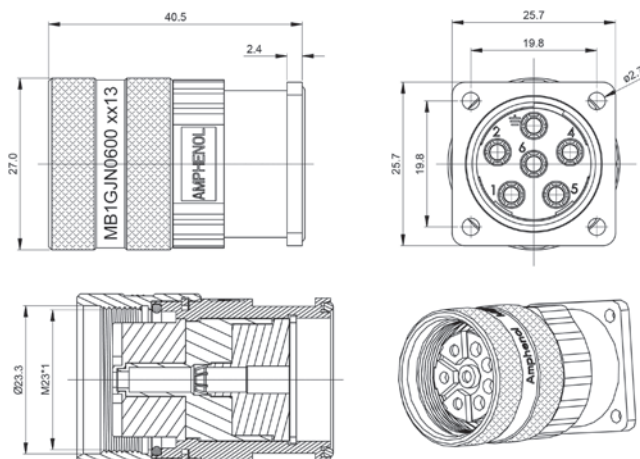


Figure 13

MB1GJN0600

Threaded Dimensions Straight Receptacles / Receptacle Kit

See Chart 1 for contacts options

Receptacle, straight, flange mount,
threaded coupling

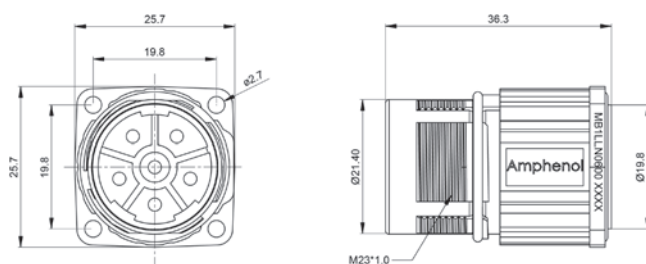


Figure 14

MB1LLN0600
MB1LLN0600-KIT

Receptacle, straight, threaded coupling

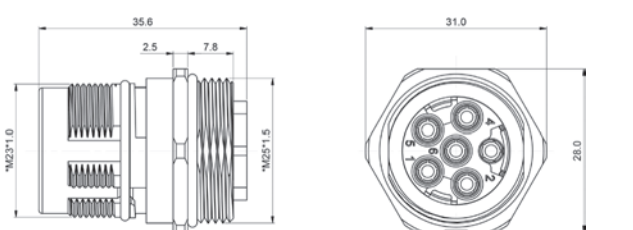


Figure 15

MB1LKN0600

Complete datasheets can be found at www.amphenol-sine.com

Number of Contacts: 6 Contact Size: 2.0mm
Sealing: IP66/67 AWG: 18-14 (0.75 - 2.5 mm²)

Threaded Dimensions Bulkhead Receptacles / Receptacle Kits / Receptacle Extension

See Chart 1 for contacts options

Receptacle, bulkhead, threaded;
 7.0-11.0. Cord Grip

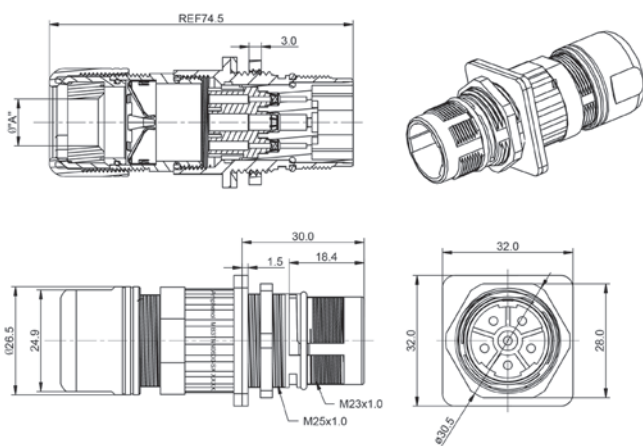


Figure 16

MB3TNN0600-S1

Receptacle, bulkhead, threaded;
 11-14.5 Cord Grip

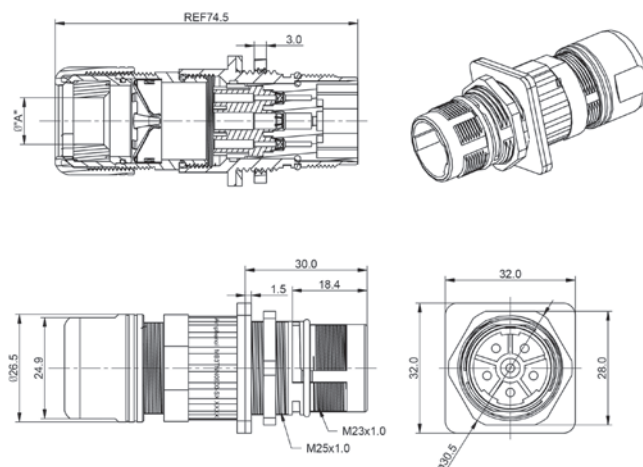


Figure 17

MB3TNN0600-S2

Receptacle, bulkhead, threaded;
 14.5-17mm Cord Grip

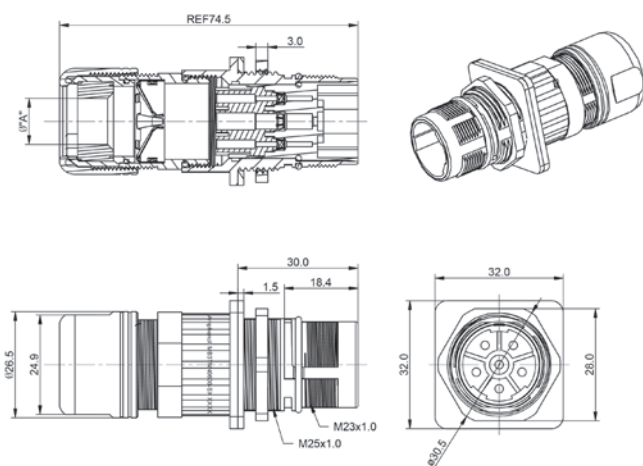


Figure 18

MB3TNN0600-S3

Receptacle extension, threaded

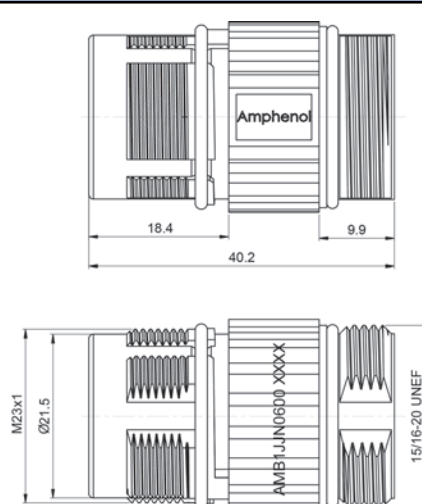


Figure 19

MB1JJN0600

Complete datasheets can be found at www.amphenol-sine.com



6 POSITIONS
28A / 630V

Number of Contacts: 6 Contact Size: 2.0mm

Sealing: IP66/67 AWG: 18-14 (0.75 - 2.5 mm²)

Threaded Dimensions 90° Rotatable Receptacles / Dimensions Cord Grips / Backshells

See Chart 2 for contacts options for 90° Rotatable Receptacles

Receptacle, 90° rotatable,
Standard Flange (25.7x25.7)

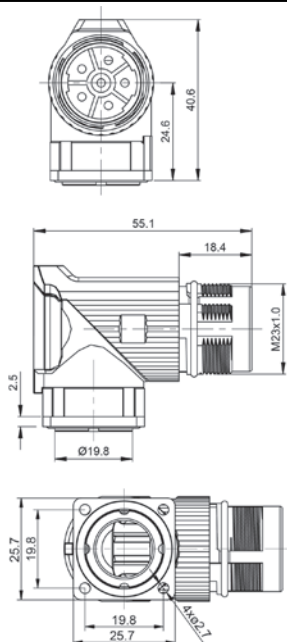


Figure 20

MB7RJN0601

Receptacle, 90° rotatable,
Large Flange (28.0x28.0)

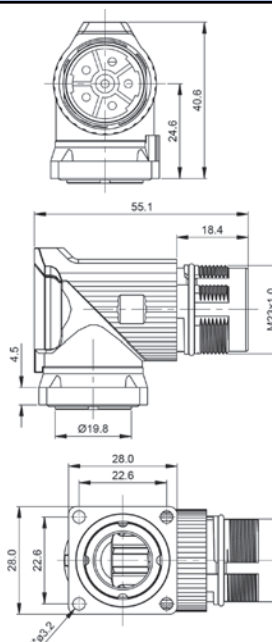


Figure 21

MB7RJN0602

Cord Grips

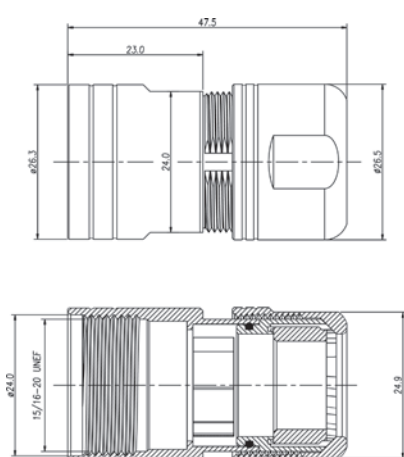


Figure 22

MB6CG-S1
MB6CG-S2
MB6CG-S3

Flex Grip™ backshell

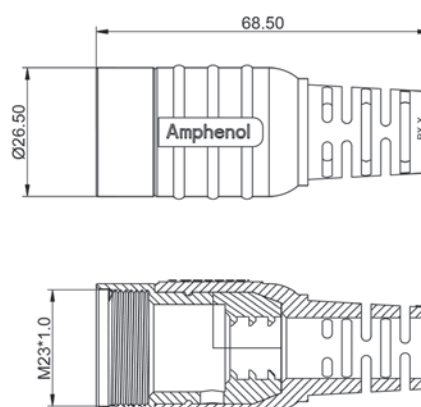


Figure 23

MB4FSR-B10.3
MB4FSR-B12.5
MB4FSR-B14.5
MB4FSR-B17.0

Complete datasheets can be found at www.amphenol-sine.com

Number of Contacts: 6 Contact Size: 2.0mm
Sealing: IP66/67 AWG: 18-14 (0.75 - 2.5 mm²)

Contacts



Machined Contacts

CHART 1

Crimp Contacts, Machined

For ALL Parts except those listed below in Chart 2

Part #	Size	Type	AWG	mm ²	Plating
SC000036	2.0mm	Pin	18-14	1.5 - 0.75	Gold
SC000045	2.0mm	Socket	18-14	1.5 - 0.75	Gold

CHART 2

Crimp Contacts, Machined

For parts: MB7RJN0601, MB7RJN0602, MB5RJN0601, MB5RJN0602

Part #	Size	Type	AWG	mm ²	Plating
SC000262	2.0mm	Pin	18-14	0.75 - 2.5	Gold
SC000260	2.0mm	Socket	20-14	2.5 - 0.5	Gold

Note: When 18 AWG wire is required use Elite Series plugs and 90° rotatable receptacles starting on page 81



6 POSITIONS
28A / 630V

Number of Contacts: 6 Contact Size: 2.0mm
Sealing: IP66/67 AWG: 18-14 (0.75 - 2.5 mm²)

Tools

Universal hand crimp tool. Uses universal positioner part no. UH2-5*
Wire Range 12-26AWG



AF8

Pneumatic crimp tool. Uses universal positioner part no. UH2-5*. Wire Range 12-26AWG



WA27F

Extraction tool. Used for removal of 2.0mm contacts from inserts.



50-54931-2

Universal positioner is used with the universal hand crimp tool (AF8).
Wire range 12-26AWG



UH2-5

* The universal positioner is not included with the crimp tools and must be ordered separately.

* The extraction tool is not required to remove contacts from the 90° Rotatable Receptacles

Connector Solutions M23 Standard Series

STEP 1
Choose Plug

STEP 2
Choose Receptacle

STEP 3
Choose Backshell/Cord Grip

See page 18 for connector configurations

Plugs



MB1CKN0800



MB1EJN0800



MB1GJN0800



MB2CKN0800



MB2GJN0800

Plug Connector Kits



MB1CKN0800-KIT



Checkmate™

P30744-S1
P30744-S2
P30744-S3

Receptacles



MB1LKN0800



MB7RJN0801
MB7RJN0802



MB1LLN0800



MB1JJN0800



MB3TNN0800-S1
MB3TNN0800-S2
MB3TNN0800-S3



MB2JJN0800



MB5RJN0801
MB5RJN0802



MB2LLN0800



MB2LKN0800

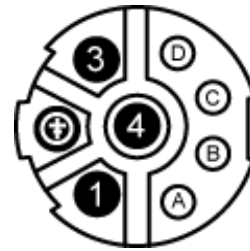
Receptacle Kits



MB1LLN0800-KIT



Checkmate™
MB2LLN0800-KIT



Cord Grips



MB6CG-S1
MB6CG-S2
MB6CG-S3

FlexGrip™ Backshell System



MB4FSR-B10.3
MB4FSR-B12.5
MB4FSR-B14.5
MB4FSR-B17

more about
FlexGrip™
on page 256

BULK CABLE
starts on
page 23

CONTACTS SOLD SEPARATELY SEE PAGE 204

SEE TABLE ON NEXT PAGE FOR PART DETAILS

*Elite Series receptacles are offered here as additional options for mating with Standard Series plugs. See Assembly Instructions starting on page 240



8 (4+4) POSITIONS
Power 30A/ 630V
Signal 10A/ 250V

Number of Contacts: 8 (4+4) Contact Size: 1.0mm, 2.0mm Sealing: IP66/67
AWG: 18-14 (0.75 - 2.5 mm²) / 18-22 (0.75 - 0.37 mm²) / 24-28 (0.25 - 0.10mm²)



Checkmate™ Connector Part Numbers

Part Number	Connector Type <i>Checkmate™ parts will mate with threaded parts. Just remove the O-ring from the threaded part.</i>	Contact Type male = pin female = socket	Figure Drawings
MB2CKN0800	Plug, straight, Checkmate™	Socket	1
P30744-S1	Plug kit, straight, Checkmate™ , 7.0-11.0mm cord grip. Kit includes contacts	Socket	2
P30744-S2	Plug kit, straight, Checkmate™ , 11.0-14.5mm cord grip. Kit includes contacts	Socket	2
P30744-S3	Plug kit, straight, Checkmate™ , 14.5-17.0mm cord grip Kit includes contacts	Socket	2
MB2GJN0800	Plug, straight, panel mount, Checkmate™	Socket	3
MB2LLN0800	Receptacle, straight, flange mount, Checkmate™	Pin	4
MB2LLN0800-KIT	Receptacle Kit, straight, Checkmate™ . Contacts included.	Pin	6
MB2LKN0800	Receptacle, straight, M25, Checkmate™	Pin	5
MB2JJN0800	Receptacle extension, Checkmate™	Pin	7
↑ Contacts supplied separately see Chart 1 page 204			
MB5RJN0801*	Receptacle, 90° rotatable, Checkmate™ Standard Flange (25.7x25.7)	Pin	8
MB5RJN0802*	Receptacle, 90° rotatable, Checkmate™ Large Flange (28.0x28.0)	Pin	9
↑ Contacts supplied separately see Chart 2 page 204			

Threaded Connector Part Numbers

Part Number	Connector Type <i>Checkmate™ parts will mate with threaded parts. Just remove the O-ring from the threaded part.</i>	Contact Type male = pin female = socket	Figure Drawings
MB1CKN0800	Plug, straight, threaded coupling	Socket	10
MB1CKN0800-KIT	Plug kit, straight, threaded. Kit includes contacts	Socket	11
MB1EJN0800	Plug, 90° rotatable, threaded coupling	Socket	12
MB1GJN0800	Plug, straight, panel mount, threaded	Socket	13
MB1LLN0800	Receptacle, straight, flange mount, threaded coupling	Pin	14
MB1LLN0800-KIT	Receptacle Kit, straight, threaded. Kit includes contacts	Pin	14
MB1LKN0800	Receptacle, straight, M25, threaded coupling	Pin	15
MB3TNN0800-S1	Receptacle, bulkhead, threaded, 7-11mm cord grip	Pin	16
MB3TNN0800-S2	Receptacle, bulkhead, threaded, 11-14.5mm cord grip	Pin	17
MB3TNN0800-S3	Receptacle, bulkhead, threaded, 14.5-17mm cord grip	Pin	18
MB1JJN0800	Receptacle extension, threaded coupling	Pin	19
↑ Contacts supplied separately see Chart 1 page 204			
MB7RJN0801*	Receptacle, 90° rotatable, threaded Standard Flange (25.7x25.7)	Pin	20
MB7RJN0802*	Receptacle, 90° rotatable, threaded Large Flange (28.0x28.0)	Pin	21
↑ Contacts supplied separately see Chart 2 page 204			

Number of Contacts: 8 (4+4) Contact Size: 1.0mm, 2.0mm Sealing: IP66/67
AWG: 18-14 (0.75 - 2.5 mm²) / 18-22 (0.75 - 0.37 mm²) / 24-28 (0.25 - 0.10mm²)

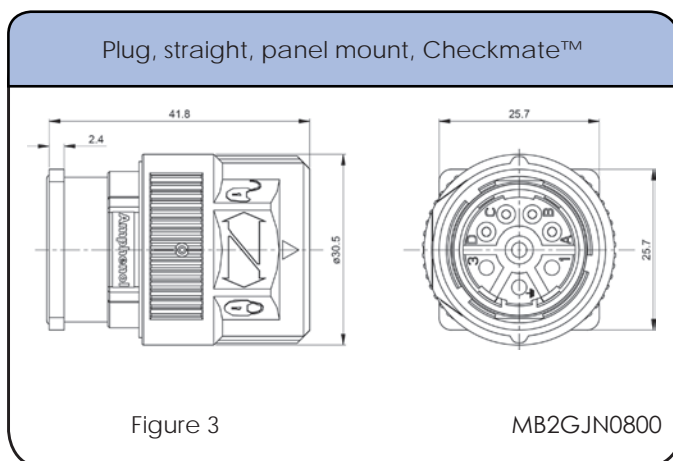
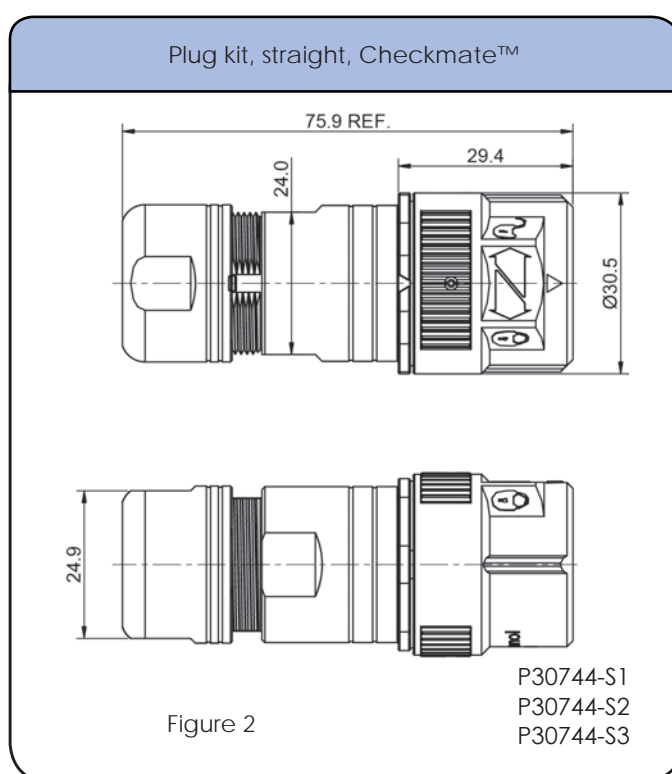
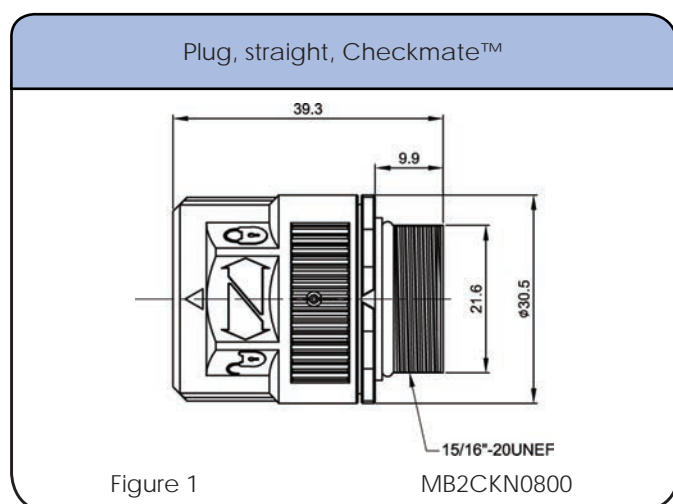
Cord Grips and Backshells

Part Number	Type	Cable Range (mm)	Figure Drawings
MB6CG-S1	Cord grip	7.5-11mm	22
MB6CG-S2	Cord grip	11.0-14.5mm	22
MB6CG-S3	Cord grip	14.5-17mm	22
MB4FSR-B10.3*	Flex Grip™ backshell	9.5-10.3mm	23
MB4FSR-B12.5*	Flex Grip™ backshell	11.5-12.5mm	23
MB4FSR-B14.5*	Flex Grip™ backshell	13.5-14.5mm	23
MB4FSR-B17*	Flex Grip™ backshell	15.5-17mm	23

*Must be potted to achieve IP67 ratings.

Checkmate™ Dimensions Straight Plug/ Plug Kits/ Panel Mount

See Chart 1 for contacts options





8 (4+4) POSITIONS
Power 30A/ 630V
Signal 10A/ 250V

Number of Contacts: 8 (4+4) Contact Size: 1.0mm, 2.0mm Sealing: IP66/67
AWG: 18-14 (0.75 - 2.5 mm²) / 18-22 (0.75 - 0.37 mm²) / 24-28 (0.25 - 0.10mm²)

Checkmate™ Dimensions Straight Receptacles / Receptacles Extension

See Chart 1 for contacts options

Receptacle, straight, flange mount, Checkmate™

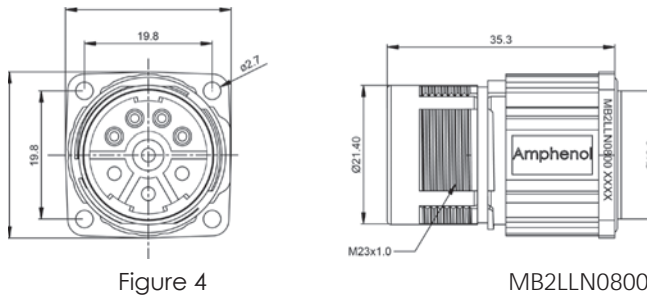


Figure 4

MB2LLN0800

Receptacle, straight, M25, Checkmate™

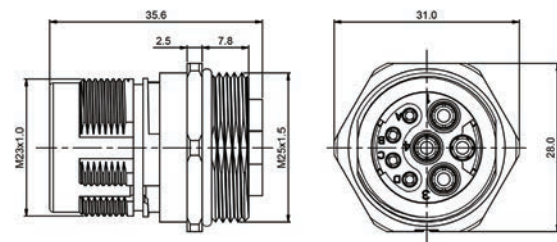


Figure 5

MB2LKN0800

Receptacle Kit, straight, Checkmate™

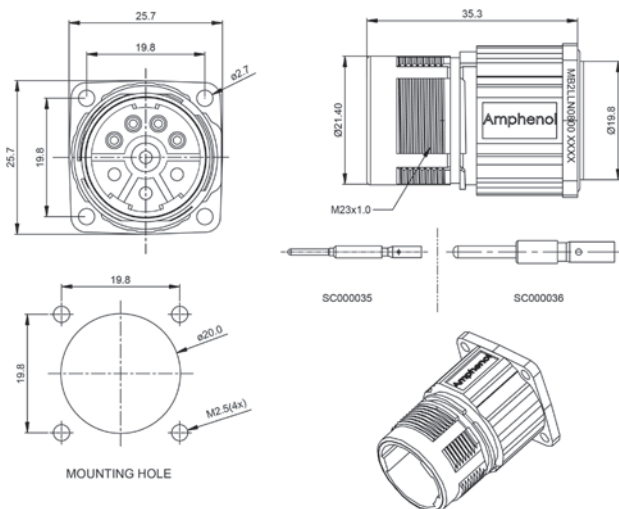


Figure 6

MB2LLN0800-KIT

Receptacle extension, straight, Checkmate™

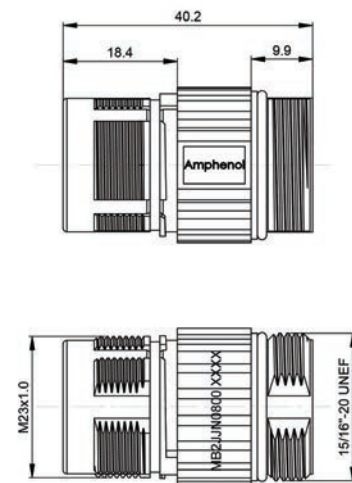


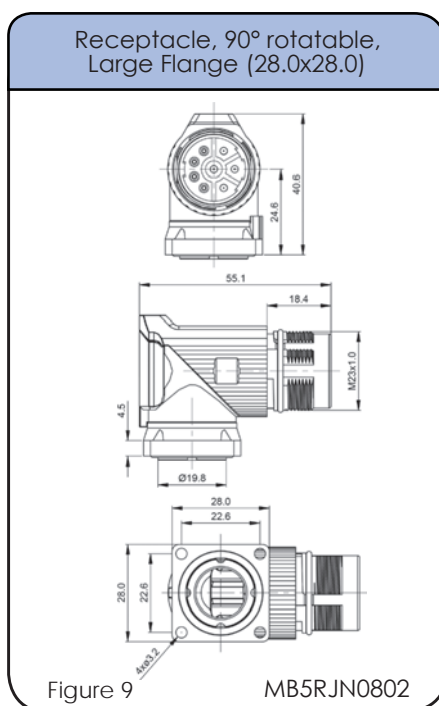
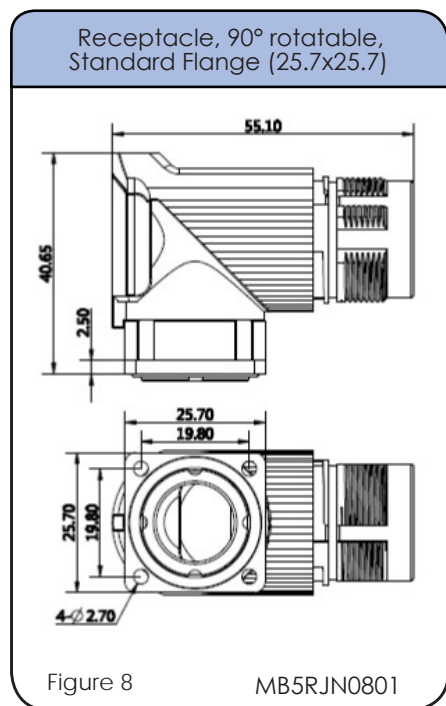
Figure 7

MB2JJN0800

Number of Contacts: 8 (4+4) Contact Size: 1.0mm, 2.0mm Sealing: IP66/67
AWG: 18-14 (0.75 - 2.5 mm²) / 18-22 (0.75 - 0.37 mm²) / 24-28 (0.25 - 0.10mm²)

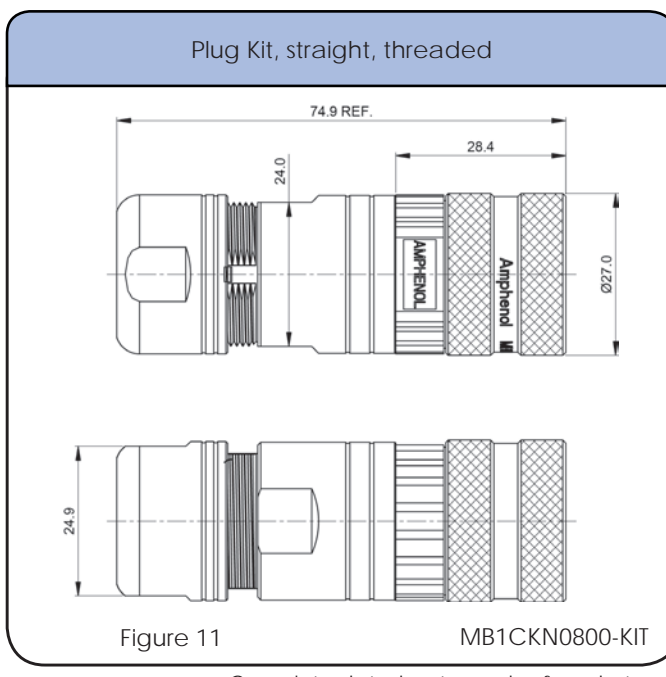
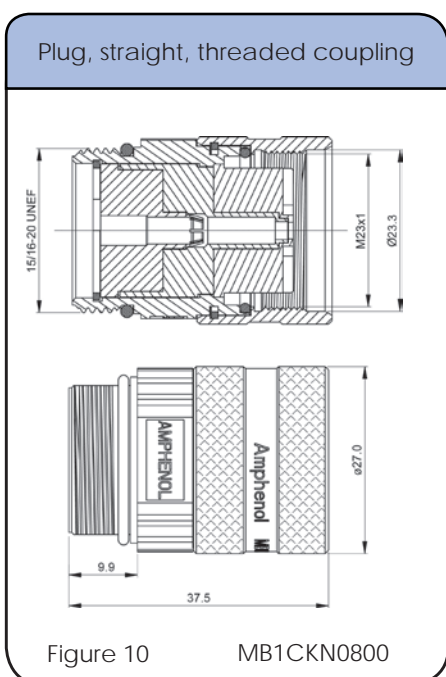
Checkmate™ Dimensions 90° Receptacles

See Chart 2 for contacts options



Threaded Dimensions Plugs/Plug Kit

See Chart 1 for contacts options



Complete datasheets can be found at www.amphenol-sine.com



8 (4+4) POSITIONS
Power 30A/ 630V
Signal 10A/ 250V

Number of Contacts: 8 (4+4) Contact Size: 1.0mm, 2.0mm Sealing: IP66/67
AWG: 18-14 (0.75 - 2.5 mm²) / 18-22 (0.75 - 0.37 mm²) / 24-28 (0.25 - 0.10mm²)

Threaded Dimensions 90° Plug / Panel Mount Plug

See Chart 1 for contacts options

Plug, 90° rotatable, threaded coupling

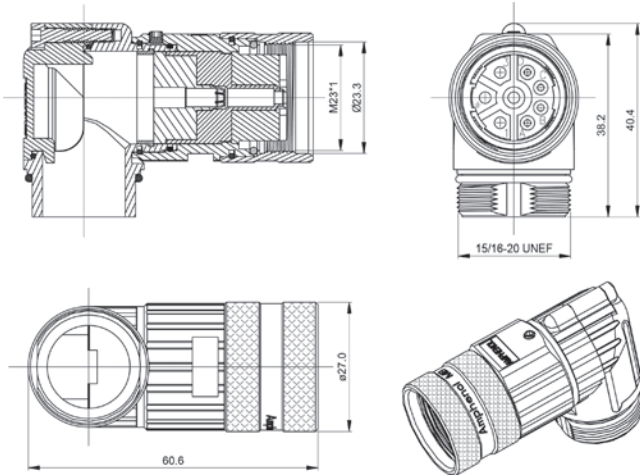


Figure 12

MB1EJN0800

Plug, straight, panel mount, threaded coupling

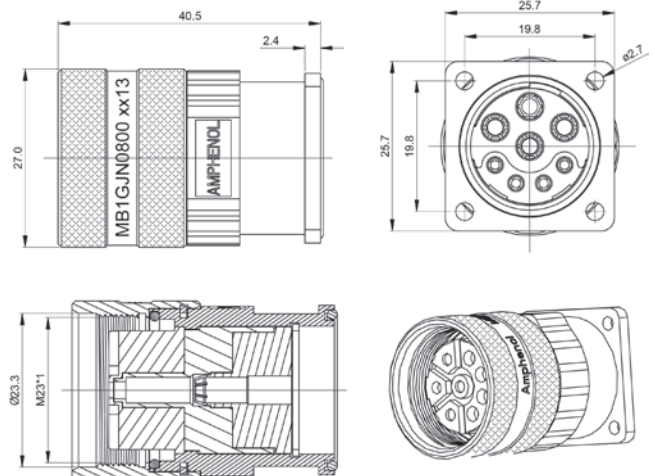


Figure 13

MB1GJN0800

Threaded Dimensions Straight Receptacles

See Chart 1 for contacts options

Receptacle, straight, flange mount, threaded coupling

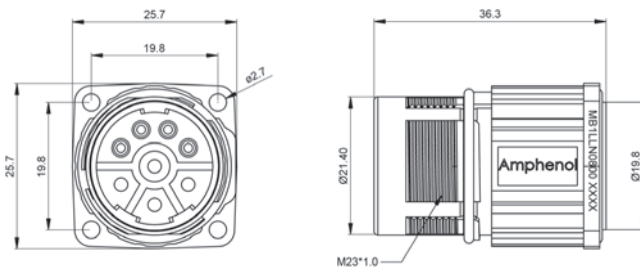


Figure 14

MB1LLN0800
 MB1LLN0800-KIT

Receptacle, straight, M25, threaded coupling

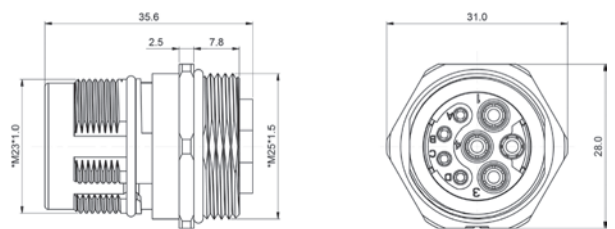


Figure 15

MB1LKN0800

Complete datasheets can be found at www.amphenol-sine.com

Number of Contacts: 8 (4+4) Contact Size: 1.0mm, 2.0mm Sealing: IP66/67
AWG: 18-14 (0.75 - 2.5 mm²) / 18-22 (0.75 - 0.37 mm²) / 24-28 (0.25 - 0.10mm²)

Threaded Dimensions Bulkhead Receptacles / Receptacle Kits

See [Chart 1](#) for contacts options

Receptacle, bulkhead, threaded; 7-11mm Cord Grip

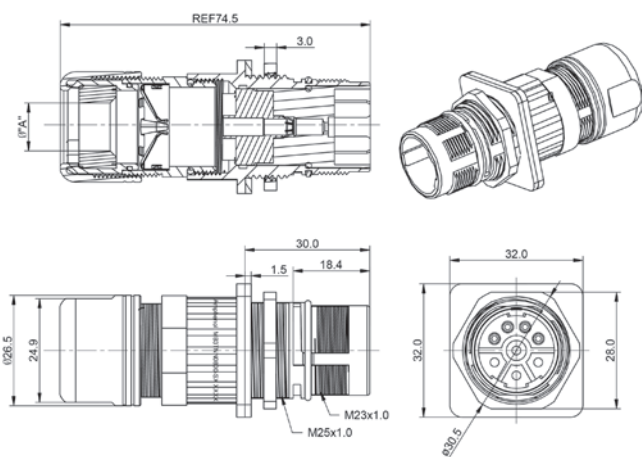


Figure 16

MB3TNN0800-S1

Receptacle, bulkhead, threaded; 11-14.5mm Cord Grip

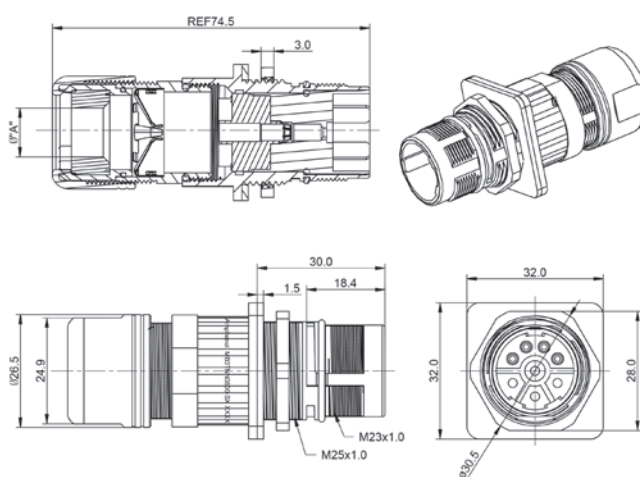


Figure 17

MB3TNN0800-S2

Receptacle, bulkhead, threaded; 14.5-17mm Cord Grip

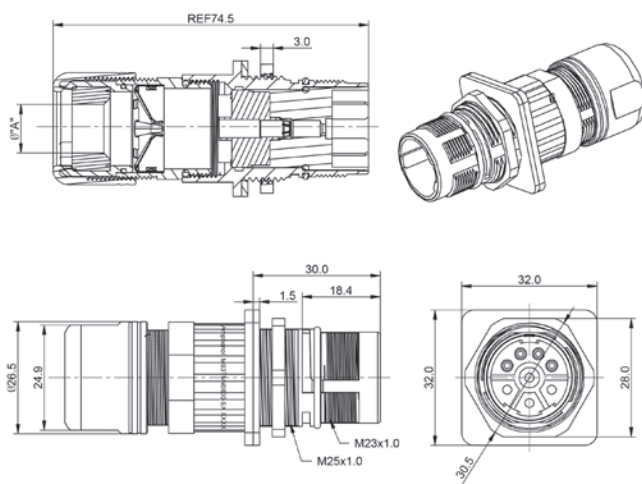


Figure 18

MB3TNN0800-S3

Complete datasheets can be found at www.amphenol-sine.com



8 (4+4) POSITIONS
Power 30A/ 630V
Signal 10A/ 250V

Number of Contacts: 8 (4+4) Contact Size: 1.0mm, 2.0mm Sealing: IP66/67
AWG: 18-14 (0.75 - 2.5 mm²) / 18-22 (0.75 - 0.37 mm²) / 24-28 (0.25 - 0.10mm²)

Threaded Dimensions Receptacle Extension / 90° Rotatable Receptacles

See Chart 1 for contacts options

See Chart 2 for contacts options for 90° Rotatable Receptacles

Receptacle extension, straight, threaded

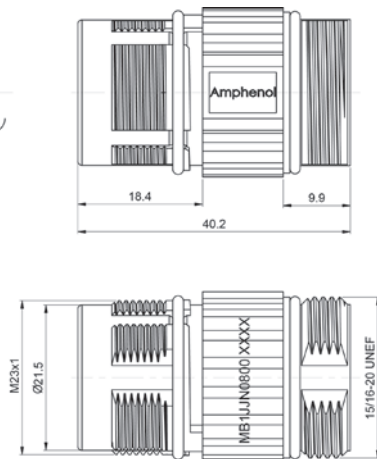


Figure 19

MB1JJN0800

Receptacle, 90° rotatable, Standard Flange (25.7x25.7)

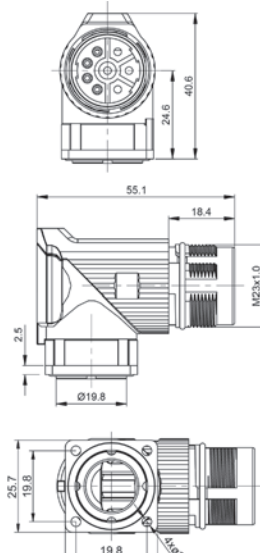


Figure 20

MB7RJN0801

Receptacle, 90° rotatable, Large Flange (28.0x28.0)

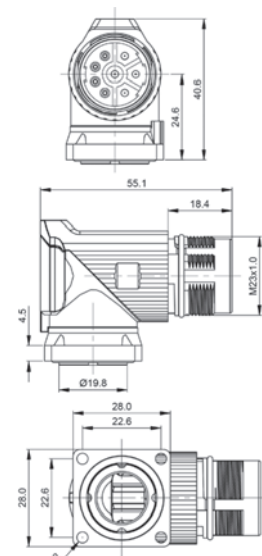


Figure 21

MB7RJN0802

Dimensions Cord Grips / Backshells

Cord Grips

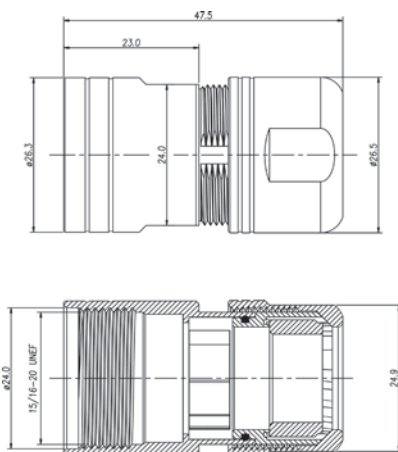


Figure 22

MB6CG-S1
 MB6CG-S2
 MB6CG-S3

Flex Grip™ backshell

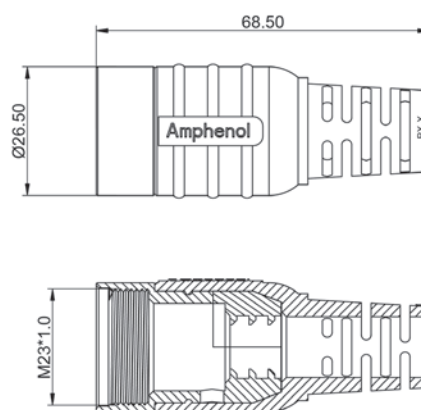


Figure 23

MB4FSR-B10.3
 MB4FSR-B12.5
 MB4FSR-B14.5
 MB4FSR-B17.0

Number of Contacts: 8 (4+4) Contact Size: 1.0mm, 2.0mm Sealing: IP66/67
AWG: 18-14 (0.75 - 2.5 mm²) / 18-22 (0.75 - 0.37 mm²) / 24-28 (0.25 - 0.10mm²)

Contacts



Machined Contacts

CHART 1

Crimp Contacts, Machined

For ALL Parts except those listed below in Chart 2

Part #	Size	Type	AWG	mm ²	Plating
SC000035	1.0mm	Pin	22-18	0.37 - 0.75	Gold
SC000146	1.0mm	Pin	28-24	0.10 - 0.25	Gold
SC000036	2.0mm	Pin	18-14	1.5 - 0.75	Gold
SC000044	1.0mm	Socket	22-18	0.37 - 0.75	Gold
SC000030	1.0mm	Socket	28-24	0.10 - 0.25	Gold
SC000045	2.0mm	Socket	18-14	1.5 - 0.75	Gold

CHART 2

Crimp Contacts, Machined

For parts: MB7RJN0801, MB7RJN0802, MB5RJN0801, MB5RJN0802

Part #	Size	Type	AWG	mm ²	Plating
SC000261	1.0mm	Pin	22-18	0.37 - 0.75	Gold
SC000386	1.0mm	Pin	28-24	0.10 - 0.25	Gold
SC000262	2.0mm	Pin	18-14	0.75 - 2.5	Gold
SC000260	2.0mm	Socket	20-14	2.5 - 0.5	Gold
SC000259	2.0mm	Socket	18-14	0.75 - 2.5	Gold
SC000385	1.0mm	Socket	28-24	0.10 - 0.25	Gold

Note: When 18-22 AWG wire is required use Elite Series plugs and 90° rotatable receptacles starting on page 93



8 (4+4) POSITIONS
Power 30A/ 630V
Signal 10A/ 250V

Number of Contacts: 8 (4+4) Contact Size: 1.0mm, 2.0mm Sealing: IP66/67
AWG: 18-14 (0.75 - 2.5 mm²) / 18-22 (0.75 - 0.37 mm²) / 24-28 (0.25 - 0.10mm²)

Tools

Pneumatic crimp tool. Uses universal positioner part no. SK2-2*
 Wire Range 20-32AWG



WA22

Pneumatic crimp tool. Uses universal positioner part no. UH2-5*. Wire Range 12-26AWG



WA27F

Extraction tool. Used for removal of 1.0mm contacts from inserts.



50-54931-1

Universal hand crimp tool. Uses universal positioner part no. UH2-5*
 Wire Range 12-26AWG



AF8

Universal hand crimp tool. Uses universal positioner part no. SK2-2*
 Wire Range 20-32AWG



AFM8

Extraction tool. Used for removal of 2.0mm contacts from inserts.



50-54931-2

Universal positioner is used with the universal hand crimp tool (AF8).
 Wire range 12-26AWG



UH2-5

Universal positioner is used with crimp tools AFM8 and WA22.
 Wire range 20-32AWG



SK2-2

* The extraction tool is not required to remove contacts from the 90° Rotatable Receptacles

* The universal positioner is not included with the crimp tools and must be ordered separately.

Connector Solutions M23 Standard Series

STEP 1
Choose Plug

STEP 2
Choose Receptacle

STEP 3
Choose Backshell/Cord Grip

See page 18 for connector configurations

Plugs



MB1CKN0900



MB1EJN0900



MB1GJN0900



MB2CKN0900



MB2GJN0900

Plug Connector Kits



MB1CKN0900-KIT



Checkmate™

P30743-S1
P30743-S2
P30743-S3

Receptacles



MB1LKN0900



MB5RJN0901
MB5RJN0902



MB1LLN0900



MB1JJN0900



MB3TNN0900-S1
MB3TNN0900-S2
MB3TNN0900-S3



MB2LKN0900



MB7RJN0901
MB7RJN0902



MB2LLN0900



MB2JJN0900

Receptacle Kits



MB1LLN0900-KIT



Checkmate™
MB2LLN0900-KIT



Cord Grips



MB6CG-S1
MB6CG-S2
MB6CG-S3

FlexGrip™ Backshell System



MB4FSR-B10.3
MB4FSR-B12.5
MB4FSR-B14.5
MB4FSR-B17

more about
FlexGrip™
on page 256

BULK CABLE
starts on
page 23

CONTACTS SOLD SEPARATELY SEE PAGE 214

SEE TABLE ON NEXT PAGE FOR PART DETAILS

*Elite Series receptacles are offered here as additional options for mating with Standard Series plugs. See Assembly Instructions starting on page 240



9 (4+5) POSITIONS
Power 30A/ 630V
Signal 10A/ 250V

Number of Contacts: 9 (4+5) Contact Size: 1.0mm, 2.0mm Sealing: IP66/67
AWG: 18-14 (0.75 - 2.5 mm²) / 18-22 (0.75 - 0.37 mm²) / 24-28 (0.25 - 0.10mm²)

Checkmate™ Connector Part Numbers



Part Number	Connector Type <i>Checkmate™ parts will mate with threaded parts. Just remove the O-ring from the threaded part.</i>	Contact Type male = pin female = socket	Figure Drawings
MB2CKN0900	Plug, straight, Checkmate™	Socket	1
P30743-S1	Plug kit, straight, Checkmate™ , 7.0-11.0mm cord grip. Kit includes contacts	Socket	2
P30743-S2	Plug kit, straight, Checkmate™ , 11.0-14.5mm cord grip. Kit includes contacts	Socket	2
P30743-S3	Plug kit, straight, Checkmate™ , 14.5-17.0mm cord grip. Kit includes contacts	Socket	2
MB2GJN0900	Plug, straight, panel mount, Checkmate™	Socket	3
MB2LLN0900	Receptacle, straight, flange mount, Checkmate™	Pin	4
MB2LLN0900-KIT	Receptacle kit, straight, Checkmate™ . Contacts included.	Pin	7
MB2LKN0900	Receptacle, straight, M25, Checkmate™	Pin	5
MB2JJN0900	Receptacle extension, straight, Checkmate™	Pin	6
↑ Contacts supplied separately see Chart 1 page 214			
MB5RJN0901*	Receptacle, 90° rotatable, Checkmate™ Standard Flange (25.7x25.7)	Pin	8
MB5RJN0902*	Receptacle, 90° rotatable, Checkmate™ Large Flange (28.0x28.0)	Pin	9
↑ Contacts supplied separately see Chart 2 page 214			

Threaded Connector Part Numbers

Part Number	Connector Type <i>Checkmate™ parts will mate with threaded parts. Just remove the O-ring from the threaded part.</i>	Contact Type male = pin female = socket	Figure Drawings
MB1CKN0900	Plug, straight, threaded coupling	Socket	10
MB1CKN0900-KIT	Plug kit, straight, threaded coupling. Contact included.	Socket	11
MB1EJN0900	Plug, 90° rotatable, threaded coupling	Socket	12
MB1GJN0900	Plug, straight, panel mount, threaded	Socket	13
MB1LLN0900	Receptacle, straight, flange mount, threaded coupling	Pin	14
MB1LLN0900-KIT	Receptacle kit, straight, threaded. Contacts included.	Pin	19
MB1LKN0900	Receptacle, straight, M25, threaded coupling	Pin	15
MB3TNN0900-S1	Receptacle, bulkhead, threaded; 7-11mm cord grip	Pin	16
MB3TNN0900-S2	Receptacle, bulkhead, threaded; 11-14.5mm cord grip	Pin	17
MB3TNN0900-S3	Receptacle, bulkhead, threaded; 14.5-17mm cord grip	Pin	18
MB1JJN0900	Receptacle extension, straight, threaded	Pin	20
↑ Contacts supplied separately see Chart 1 page 214			
MB7RJN0901*	Receptacle, 90° rotatable, Threaded Standard Flange (25.7x25.7)	Pin	21
MB7RJN0902*	Receptacle, 90° rotatable, Threaded Large Flange (28.0x28.0)	Pin	22
↑ Contacts supplied separately see Chart 2 page 214			

Number of Contacts: 9 (4+5) Contact Size: 1.0mm, 2.0mm Sealing: IP66/67
AWG: 18-14 (0.75 - 2.5 mm²) / 18-22 (0.75 - 0.37 mm²) / 24-28 (0.25 - 0.10mm²)

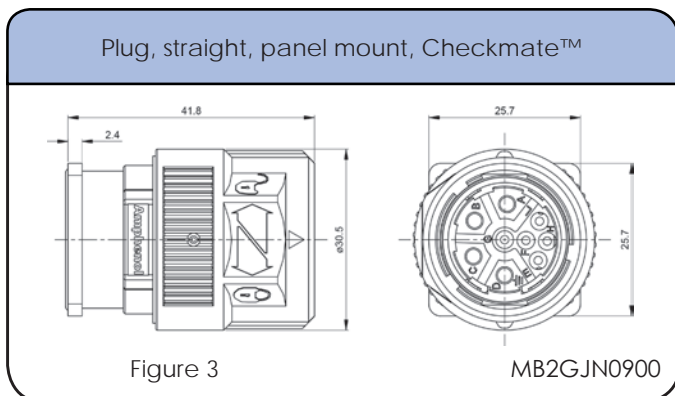
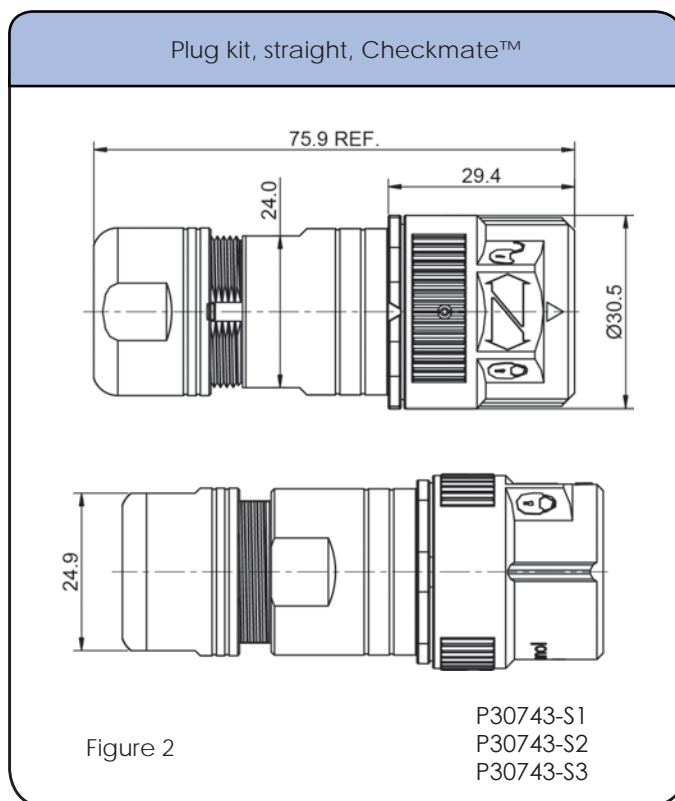
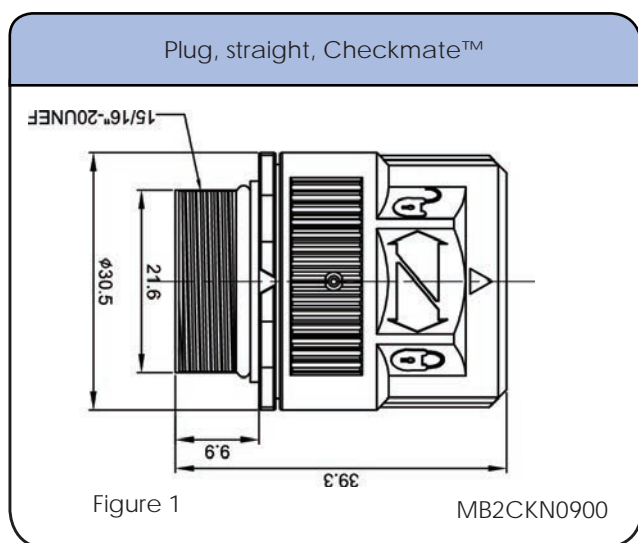
Cord Grips and Backshells

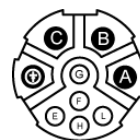
Part Number	Type	Cable Range (mm)	Figure Drawings
MB6CG-S1	Cord grip	7.5-11mm	23
MB6CG-S2	Cord grip	11.0-14.5mm	23
MB6CG-S3	Cord grip	14.5-17mm	23
MB4FSR-B10.3*	Flex Grip™ backshell	9.5-10.3mm	24
MB4FSR-B12.5*	Flex Grip™ backshell	11.5-12.5mm	24
MB4FSR-B14.5*	Flex Grip™ backshell	13.5-14.5mm	24
MB4FSR-B17*	Flex Grip™ backshell	15.5-17mm	24

*Must be potted to achieve IP67 ratings.

Checkmate™ Dimensions Straight Plug/ Plug Kits/ Panel Mount

See Chart 1 for contacts options





9 (4+5) POSITIONS
Power 30A/ 630V
Signal 10A/ 250V

Number of Contacts: 9 (4+5) Contact Size: 1.0mm, 2.0mm Sealing: IP66/67
AWG: 18-14 (0.75 - 2.5 mm²) / 18-22 (0.75 - 0.37 mm²) / 24-28 (0.25 - 0.10mm²)

Checkmate™ Dimensions Straight Receptacles / Receptacles Extension

See Chart 1 for contacts options

Receptacle, straight, flange mount, Checkmate™

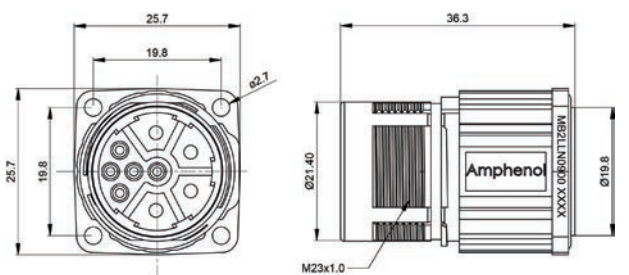


Figure 4

MB2LLN0900

Receptacle, straight, M25, Checkmate™

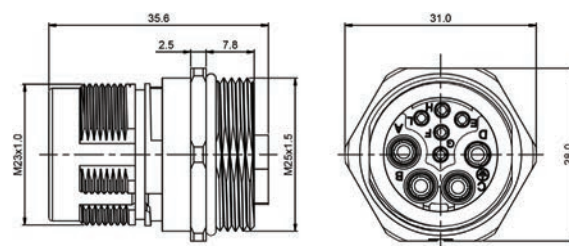


Figure 5

MB2LKN0900

Receptacle extension, straight Checkmate™

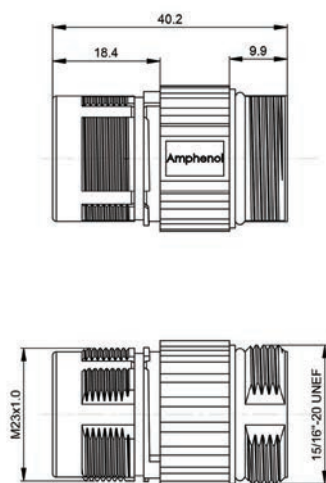


Figure 6

MB2JJN0900

Receptacle kit, straight, Checkmate™

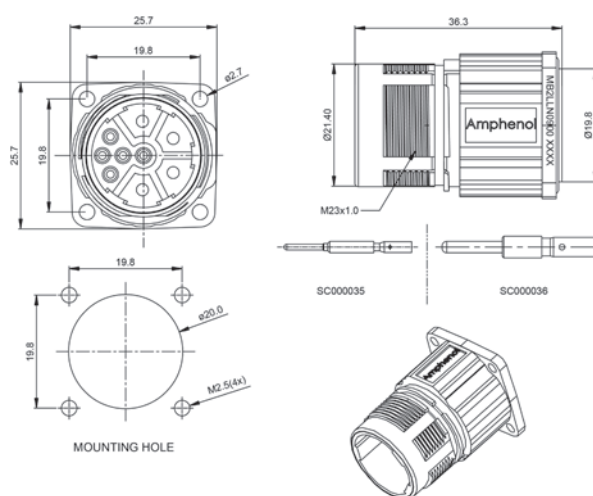


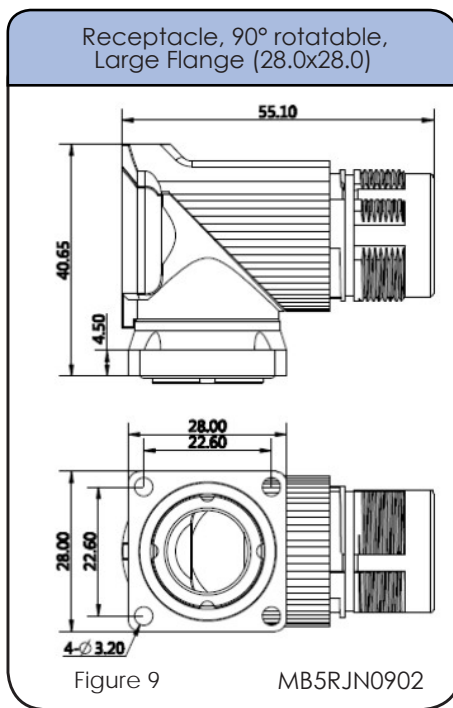
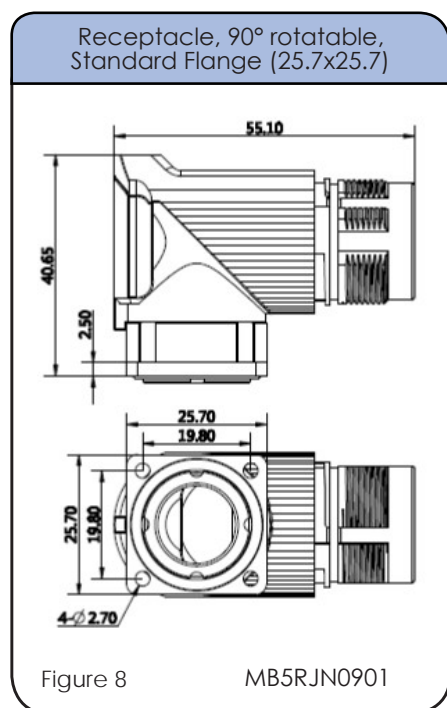
Figure 7

MB2LLN0900-KIT

Number of Contacts: 9 (4+5) **Contact Size:** 1.0mm, 2.0mm **Sealing:** IP66/67
AWG: 18-14 (0.75 - 2.5 mm²) / 18-22 (0.75 - 0.37 mm²) / 24-28 (0.25 - 0.10mm²)

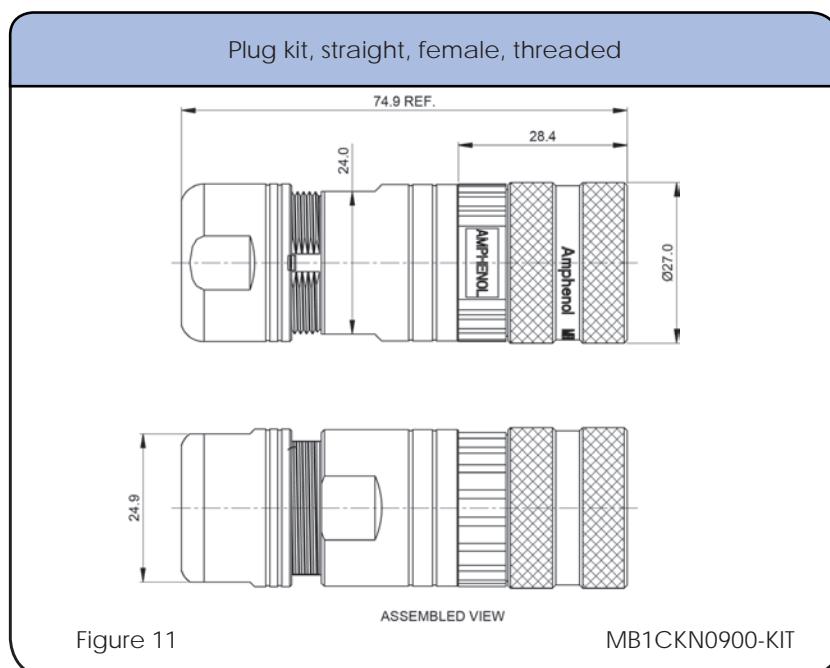
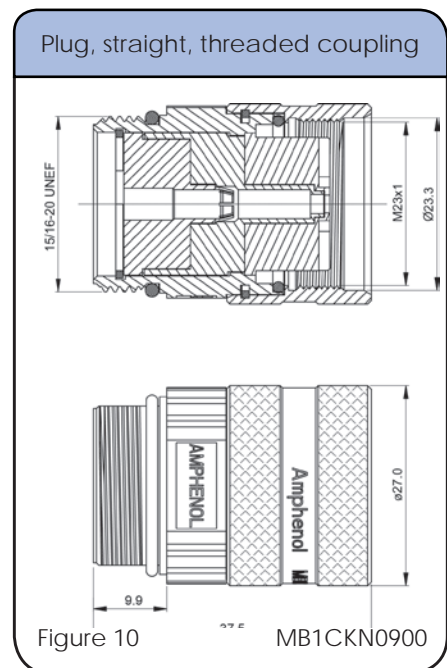
Checkmate™ Dimensions 90° Receptacles

See Chart 2 for contacts options

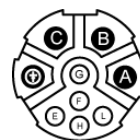


Threaded Dimensions Plugs/Plug Kit

See Chart 1 for contacts options



Complete datasheets can be found at www.amphenol-sine.com



9 (4+5) POSITIONS
Power 30A/ 630V
Signal 10A/ 250V

Number of Contacts: 9 (4+5) Contact Size: 1.0mm, 2.0mm Sealing: IP66/67
AWG: 18-14 (0.75 - 2.5 mm²) / 18-22 (0.75 - 0.37 mm²) / 24-28 (0.25 - 0.10mm²)

Threaded Dimensions 90° Plug / Panel Mount Plug

See Chart 1 for contacts options

Plug, 90° rotatable, threaded coupling

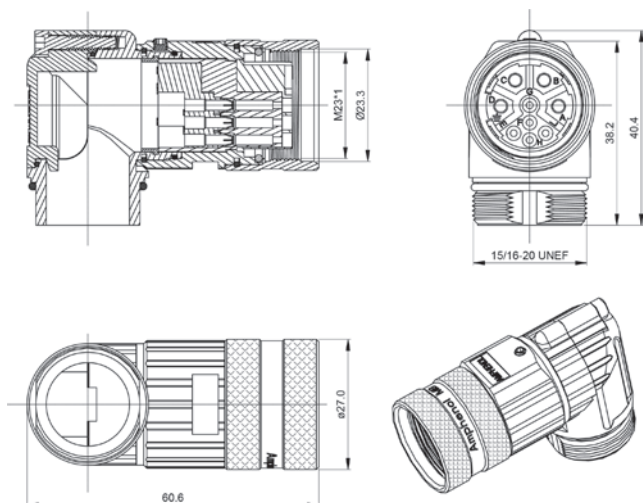


Figure 12

MB1EJN0900

Plug, straight, panel mount, threaded

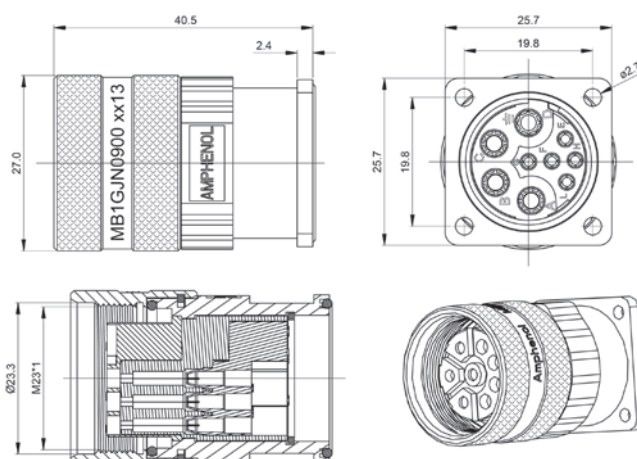


Figure 13

MB1GJN0900

Threaded Dimensions Straight Receptacles

See Chart 1 for contacts options

Receptacle, straight, flange mount, threaded coupling

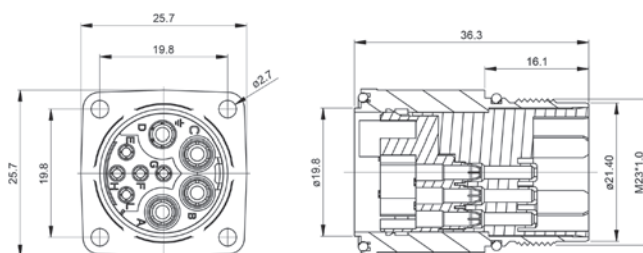


Figure 14

MB1LLN0900

Receptacle, straight, M25, threaded coupling

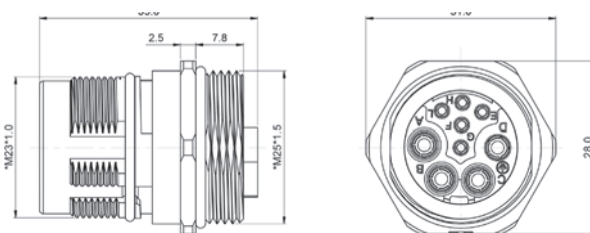


Figure 15

MB1LKN0900

Complete datasheets can be found at www.amphenol-sine.com

Number of Contacts: 9 (4+5) Contact Size: 1.0mm, 2.0mm Sealing: IP66/67
AWG: 18-14 (0.75 - 2.5 mm²) / 18-22 (0.75 - 0.37 mm²) / 24-28 (0.25 - 0.10mm²)

Threaded Dimensions Bulkhead Receptacles / Receptacle Kits

See Chart 1 for contacts options

Receptacle, bulkhead, threaded; 7-11mm Cord Grip

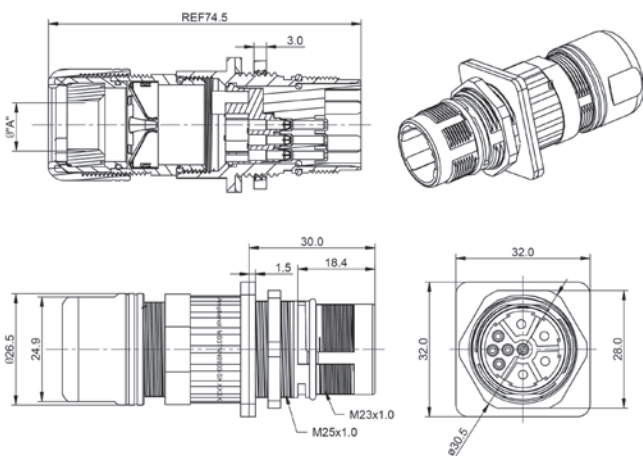


Figure 16

MB3TNN0900-S1

Receptacle, bulkhead, threaded; 11-14.5mm Cord Grip

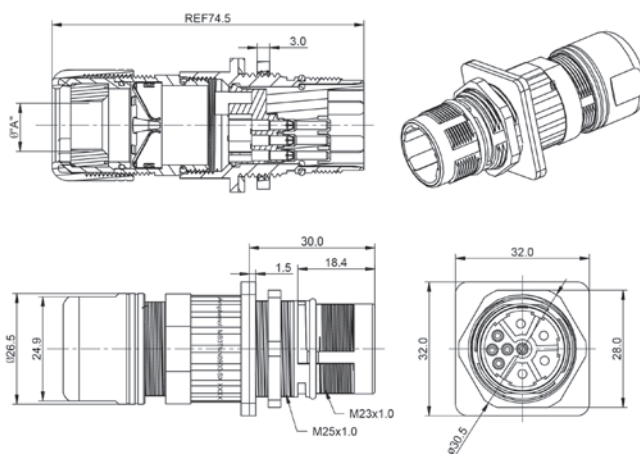


Figure 17

MB3TNN0900-S2

Receptacle, bulkhead, threaded; 14.5-17mm Cord Grip

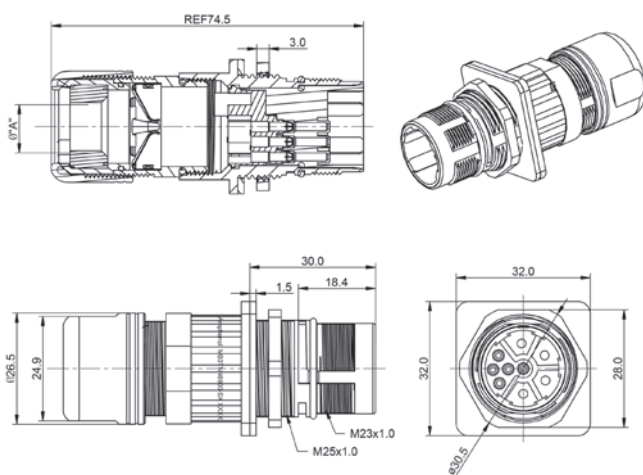


Figure 18

MB3TNN0900-S3

Receptacle, kit, straight, threaded

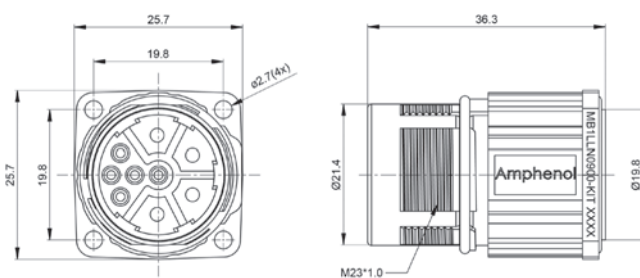


Figure 19

MB1LLN0900-KIT

Complete datasheets can be found at www.amphenol-sine.com



9 (4+5) POSITIONS
Power 30A/ 630V
Signal 10A/ 250V

Number of Contacts: 9 (4+5) Contact Size: 1.0mm, 2.0mm Sealing: IP66/67
AWG: 18-14 (0.75 - 2.5 mm²) / 18-22 (0.75 - 0.37 mm²) / 24-28 (0.25 - 0.10mm²)

Threaded Dimensions Receptacle Extension / 90° Rotatable Receptacles

See Chart 1 for contacts options

See Chart 2 for contacts options for 90° Rotatable Receptacles

Receptacle extension, straight, threaded coupling

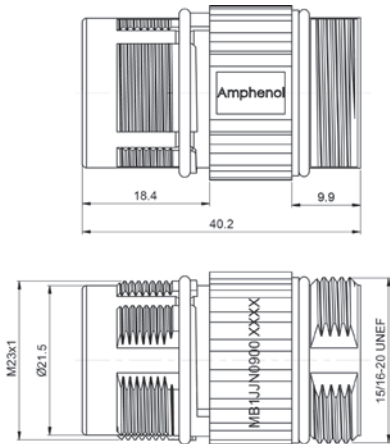


Figure 20

MB1JJN0900

Receptacle, 90° rotatable, Standard Flange (25.7x25.7)

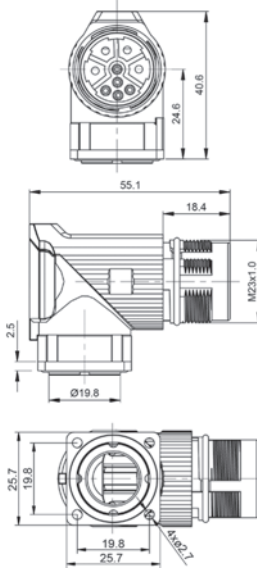


Figure 21

MB7RJN0901

Receptacle, 90° rotatable, Large Flange (28.0x28.0)

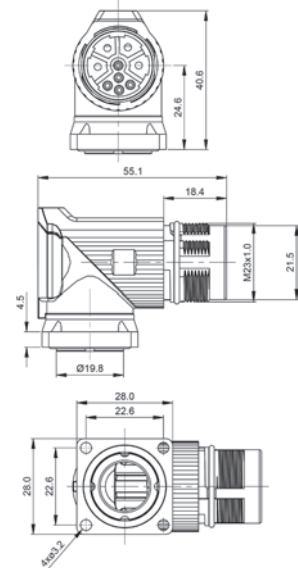


Figure 22

MB7RJN0902

Dimensions Cord Grips / Backshells

Cord Grips

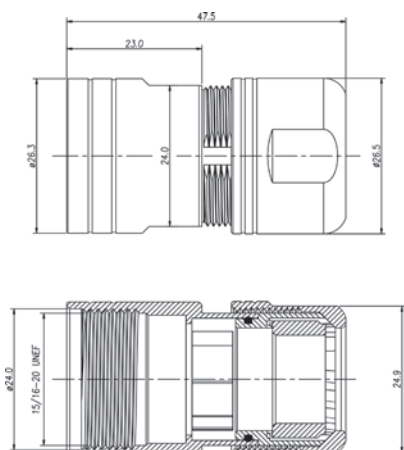


Figure 23

MB6CG-S1
 MB6CG-S2
 MB6CG-S3

Flex Grip™ backshell

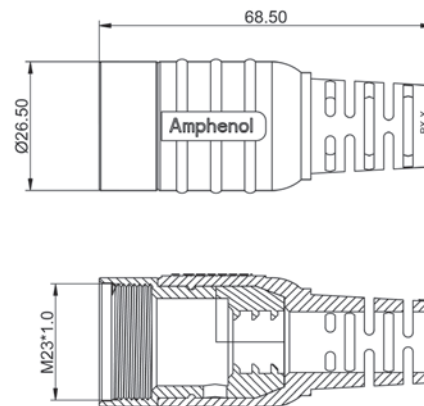


Figure 24

MB4FSR-B10.3
 MB4FSR-B12.5
 MB4FSR-B14.5
 MB4FSR-B17.0

Number of Contacts: 9 (4+5) Contact Size: 1.0mm, 2.0mm Sealing: IP66/67
AWG: 18-14 (0.75 - 2.5 mm²) / 18-22 (0.75 - 0.37 mm²) / 24-28 (0.25 - 0.10mm²)

Contacts



Machined Contacts

CHART 1

Crimp Contacts, Machined

For ALL Parts except those listed below in Chart 2

Part #	Size	Type	AWG	mm ²	Plating
SC000035	1.0mm	Pin	22-18	0.37 - 0.75	Gold
SC000146	1.0mm	Pin	28-24	0.10 - 0.25	Gold
SC000036	2.0mm	Pin	18-14	1.5 - 0.75	Gold
SC000044	1.0mm	Socket	22-18	0.37 - 0.75	Gold
SC000030	1.0mm	Socket	28-24	0.10 - 0.25	Gold
SC000045	2.0mm	Socket	18-14	1.5 - 0.75	Gold

CHART 2

Crimp Contacts, Machined

For parts: MB7RJN0801, MB7RJN0802, MB5RJN0801, MB5RJN0802

Part #	Size	Type	AWG	mm ²	Plating
SC000261	1.0mm	Pin	22-18	0.37 - 0.75	Gold
SC000386	1.0mm	Pin	28-24	0.10 - 0.25	Gold
SC000262	2.0mm	Pin	18-14	0.75 - 2.5	Gold
SC000260	2.0mm	Socket	20-14	2.5 - 0.5	Gold
SC000259	2.0mm	Socket	18-14	0.75 - 2.5	Gold
SC000385	1.0mm	Socket	28-24	0.10 - 0.25	Gold

Note: When 18-22 AWG wire is required use Elite Series plugs and 90° rotatable receptacles starting on page 105



9 (4+5) POSITIONS
Power 30A/ 630V
Signal 10A/ 250V

Number of Contacts: 9 (4+5) Contact Size: 1.0mm, 2.0mm Sealing: IP66/67
AWG: 18-14 (0.75 - 2.5 mm²) / 18-22 (0.75 - 0.37 mm²) / 24-28 (0.25 - 0.10mm²)

Tools

Pneumatic crimp tool. Uses universal positioner part no. SK2-2*
 Wire Range 20-32AWG



WA22

Pneumatic crimp tool. Uses universal positioner part no. UH2-5*. Wire Range 12-26AWG



WA27F

Extraction tool. Used for removal of 1.0mm contacts from inserts.



50-54931-1

Universal hand crimp tool. Uses universal positioner part no. UH2-5*
 Wire Range 12-26AWG



AF8

Universal hand crimp tool. Uses universal positioner part no. SK2-2*
 Wire Range 20-32AWG



AFM8

Extraction tool. Used for removal of 2.0mm contacts from inserts.



50-54931-2

Universal positioner is used with the universal hand crimp tool (AF8).
 Wire range 12-26AWG



UH2-5

Universal positioner is used with crimp tools AFM8 and WA22.
 Wire range 20-32AWG



SK2-2

* The extraction tool is not required to remove contacts from the 90° Rotatable Receptacles

* The universal positioner is not included with the crimp tools and must be ordered separately.

Connector Solutions M23 Standard Series

STEP 1
Choose Plug

STEP 2
Choose Receptacle

STEP 3
Choose Backshell/Cord Grip

See page 18 for connector configurations

Plugs



MB1CKNNG36



MB1EJNNG36



MB1GJNNG36



MB2CKNNG36



MB2GJNNG36

Receptacles



MB1LLNNG36



MB1RJNNG36



MB1LKNNG36



MB1JJNNG36



MB2LLNNG36



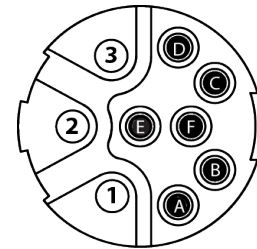
MB2RJNNG36



MB2LKNNG36



MB2JJNNG36



Cord Grips



MB6CG-S1
MB6CG-S2
MB6CG-S3

FlexGrip™ Backshell System



MB4FSR-B10.3
MB4FSR-B12.5
MB4FSR-B14.5
MB4FSR-B17

more about
FlexGrip™
on page 256

BULK CABLE
starts on
page 23

Receptacle Kit

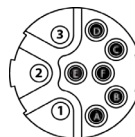


MB1LLNNG36-KIT

CONTACTS SOLD SEPARATELY SEE PAGE 222

SEE TABLE ON NEXT PAGE FOR PART DETAILS

*Elite Series receptacles are offered here as additional options for mating with Standard Series plugs. See Assembly Instructions starting on page 240



9 (3+6) POSITIONS
Power 30A/ 250V
Signal 10A/ 630V

Number of Contacts: 9 (3+6) Contact Size: 1.0mm, 2.0mm Sealing: IP66/67
AWG: 12 (4.0mm²) / 18-14 (0.75 - 2.5 mm²) / 22-18 (0.37 - 0.75 mm²) / 24-28 (0.25 - 0.10mm²)



Checkmate™ Connector Part Numbers

Part Number	Connector Type <i>Checkmate™ parts will mate with threaded parts. Just remove the O-ring from the threaded part.</i>	Contact Type male = pin mates with female = socket ↓Mating Parts↓	Figure Drawings
MB2CKNNG36	Plug, straight, Checkmate™	Socket	1
MB2GJNNG36	Plug, straight, panel mount, Checkmate™	Socket	2
MB2LLNNG36	Receptacle, straight flange mount, Checkmate™	Pin	3
MB2LKNNG36	Receptacle, straight, M25, Checkmate™	Pin	4
MB2RJNNG36	90° rotatable receptacle, Checkmate™	Pin	5
MB2JJNNG36	Receptacle extension, straight, Checkmate™	Pin	6
↑ Contacts supplied separately see Chart 1 page 222			

Threaded Connector Part Numbers

Part Number	Connector Type <i>Checkmate™ parts will mate with threaded parts. Just remove the O-ring from the threaded part.</i>	Contact Type male = pin mates with female = socket ↓Mating Parts↓	Figure Drawings
MB1CKNNG36	Plug, straight, threaded coupling	Socket	7
MB1EJNNG36	Plug, 90° rotatable, threaded coupling	Socket	8
MB1GJNNG36	Plug, straight, panel mount, threaded coupling	Socket	9
MB1LLNNG36	Receptacle, straight, flange mount, threaded coupling	Pin	10
MB1LLNNG36-KIT	Receptacle kit, straight, threaded coupling. Kit includes contacts	Pin	13
MB1LKNNG36	Receptacle, straight, M25, threaded coupling	Pin	11
MB1RJNNG36	Receptacle, 90° rotatable, threaded coupling	Pin	12
MB1JJNNG36	Receptacle extension, straight, threaded coupling	Pin	14
↑ Contacts supplied separately see Chart 1 page 222			

Cord Grips and Backshells

Part Number	Type	Cable Range (mm)	Figure Drawings
MB6CG-S1	Cord grip	7.5-11mm	14
MB6CG-S2	Cord grip	11.0-14.5mm	14
MB6CG-S3	Cord grip	14.5-17mm	14
MB4FSR-B10.3*	Flex Grip™ backshell	9.5-10.3mm	15
MB4FSR-B12.5*	Flex Grip™ backshell	11.5-12.5mm	15
MB4FSR-B14.5*	Flex Grip™ backshell	13.5-14.5mm	15
MB4FSR-B17*	Flex Grip™ backshell	15.5-17mm	15

*Must be potted to achieve IP67 ratings.

Number of Contacts: 9 (3+6) Contact Size: 1.0mm, 2.0mm Sealing: IP66/67
AWG: 12 (4.0mm²) / 18-14 (0.75 - 2.5 mm²) / 22-18 (0.37 - 0.75 mm²) / 24-28 (0.25 - 0.10mm²)

Checkmate™ Dimensions Straight Plugs / Receptacles

Plug, straight, Checkmate™

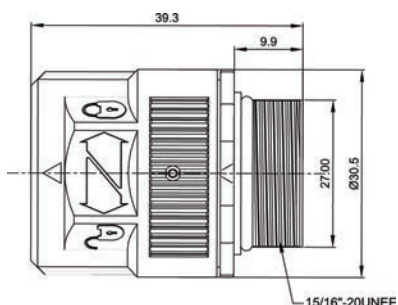


Figure 1

MB2CKNNG36

Plug, straight, panel mount, Checkmate™

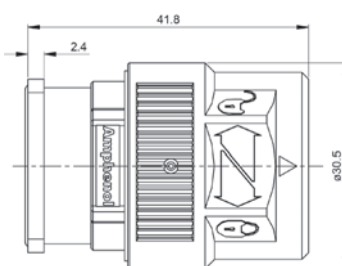


Figure 2

MB2GJNNG36

Receptacle, straight, flange mount, Checkmate™

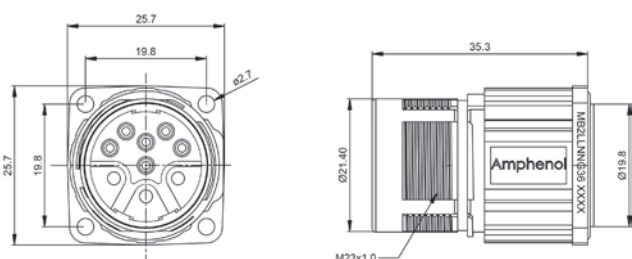


Figure 3

MB2LLNNG36

Receptacle, straight, M25
Checkmate™

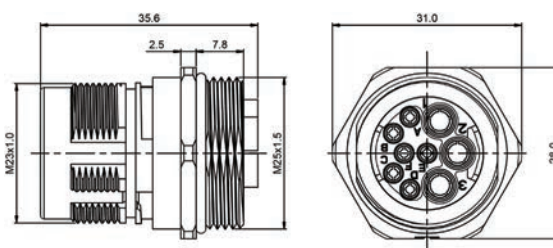


Figure 4

MB2LKNNG36

Receptacle, 90° rotatable, Checkmate™

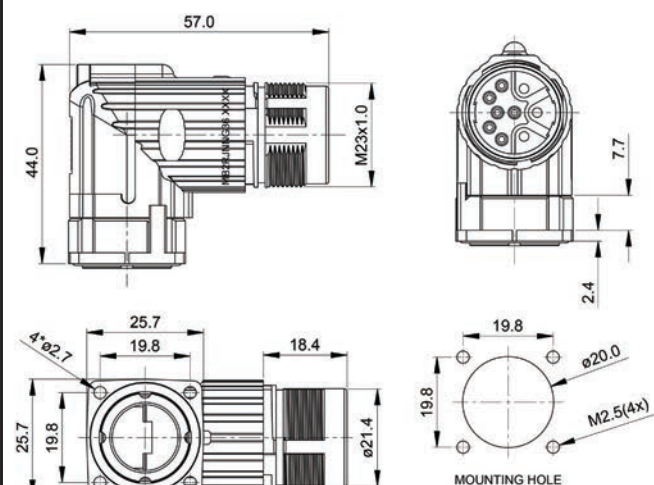


Figure 5

MB2RJNNG36

Receptacle extension, straight, Checkmate™

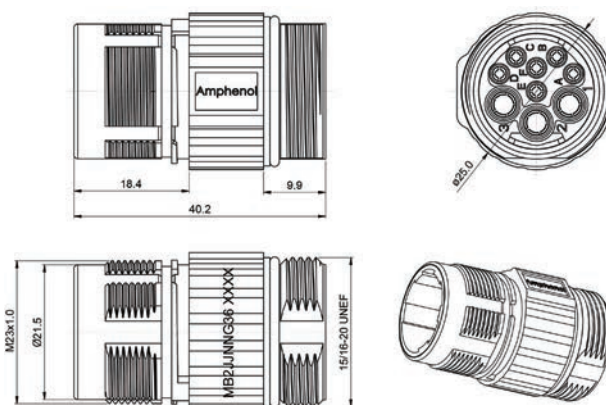
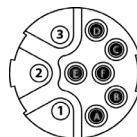


Figure 6

MB2JJNNG36

Complete datasheets can be found at www.amphenol-sine.com



9 (3+6) POSITIONS
Power 30A/ 250V
Signal 10A/ 630V

Number of Contacts: 9 (3+6) Contact Size: 1.0mm, 2.0mm Sealing: IP66/67
AWG: 12 (4.0mm²) / 18-14 (0.75 - 2.5 mm²) / 22-18 (0.37 - 0.75 mm²) / 24-28 (0.25 - 0.10mm²)

Threaded Dimensions Plugs/ Receptacles

Plug, straight, threaded coupling

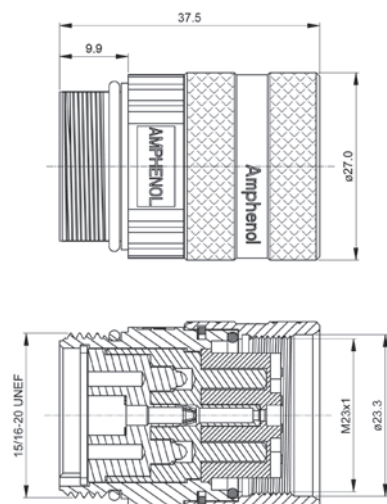


Figure 7

MB1CKNNG36

Plug, 90° rotatable, threaded coupling

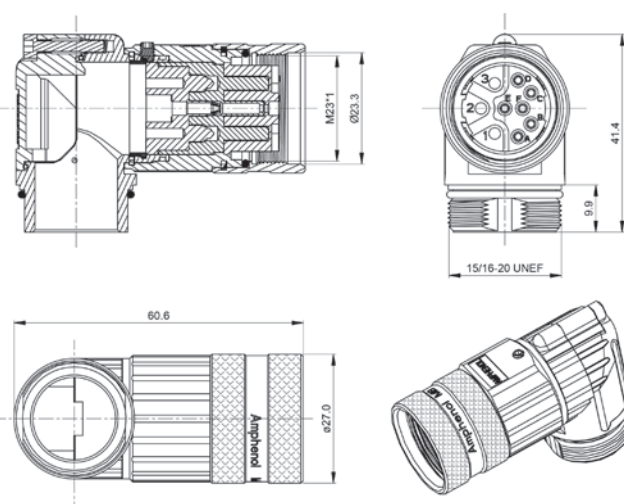


Figure 8

MB1EJNNG36

Plug, straight, panel mount, threaded

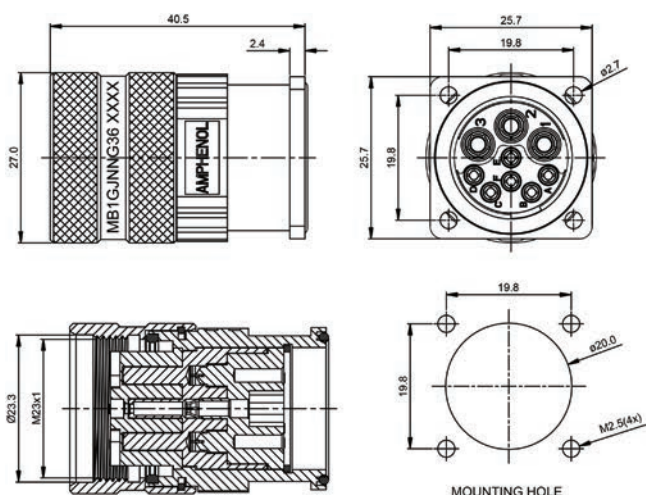


Figure 9

MB1GJNNG36

Receptacle, straight, flange mount, threaded coupling

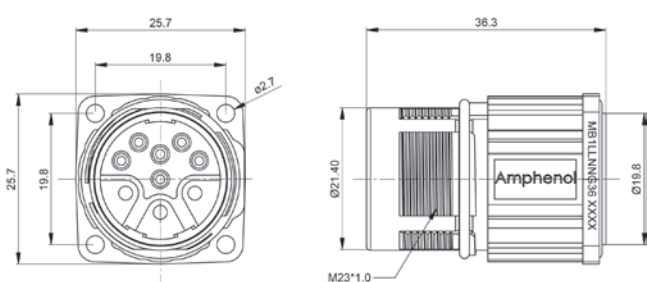


Figure 10

MB1LLNNG36

Complete datasheets can be found at www.amphenol-sine.com

Number of Contacts: 9 (3+6) Contact Size: 1.0mm, 2.0mm Sealing: IP66/67
AWG: 12 (4.0mm²) / 18-14 (0.75 - 2.5 mm²) / 22-18 (0.37 - 0.75 mm²) / 24-28 (0.25 - 0.10mm²)

Threaded Dimensions Panel Mount Connector / Receptacle Extensions

Receptacle, straight, M25 threaded

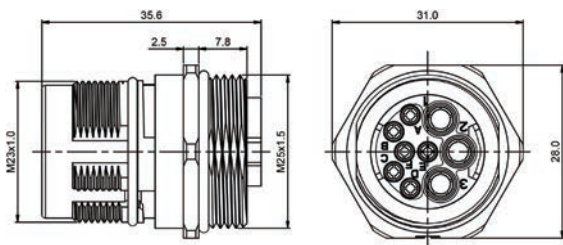


Figure 11

MB1LKNNG36

Receptacle kit, straight, threaded coupling

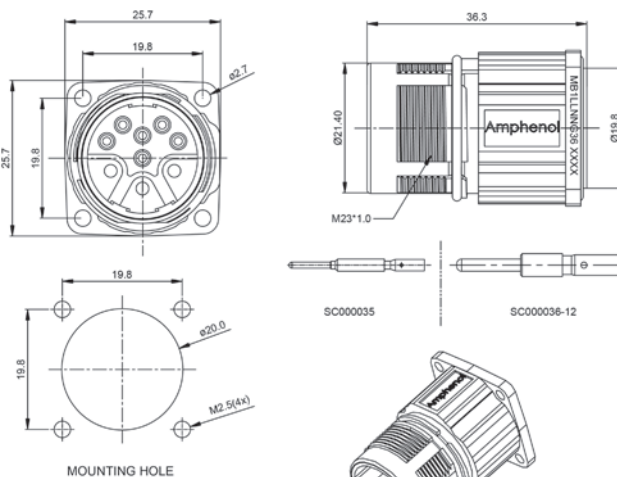


Figure 13

MB1LLNNG36-KIT

Receptacle, 90° rotatable, threaded

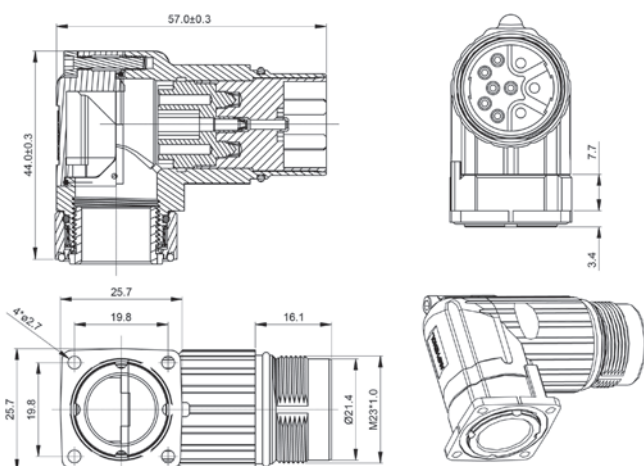


Figure 12

MB1RJNNG36

Receptacle extension, straight threaded coupling

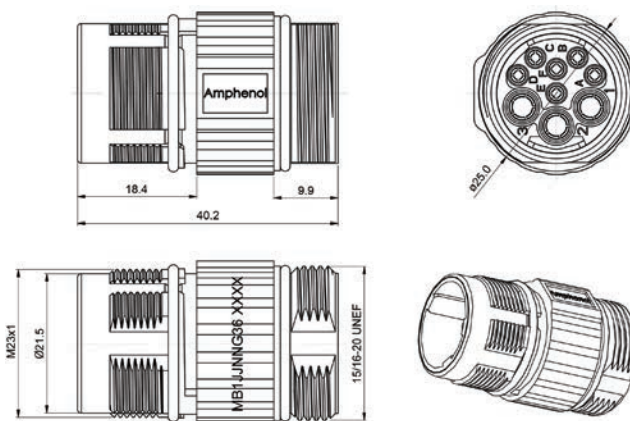
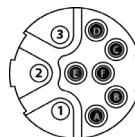


Figure 14

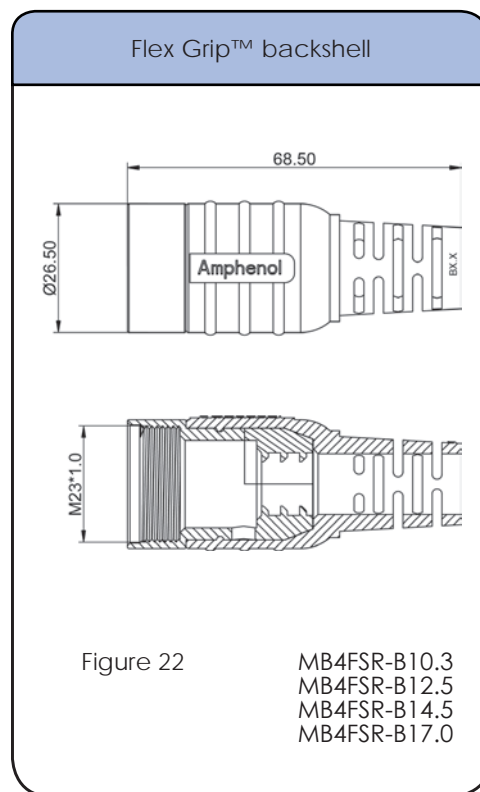
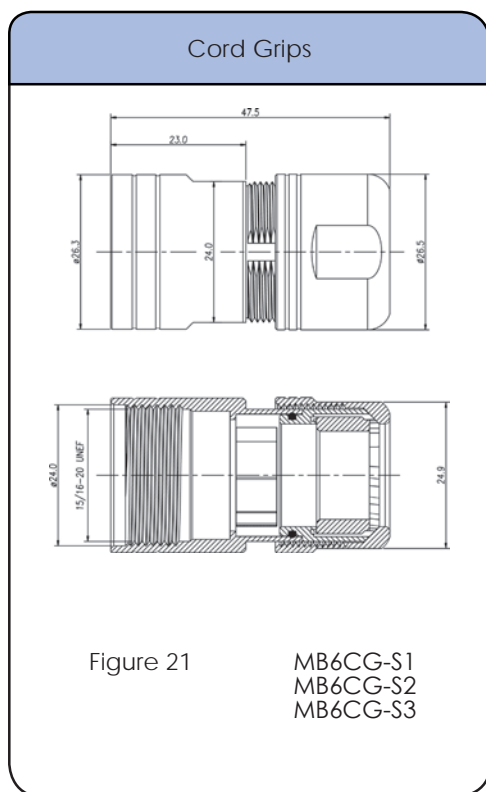
MB1JJNNG36



9 (3+6) POSITIONS
Power 30A/ 250V
Signal 10A/ 630V

Number of Contacts: 9 (3+6) Contact Size: 1.0mm, 2.0mm Sealing: IP66/67
AWG: 12 (4.0mm²) / 18-14 (0.75 - 2.5 mm²) / 22-18 (0.37 - 0.75 mm²) / 24-28 (0.25 - 0.10mm²)

Dimensions Cord Grips/ Backshells



Number of Contacts: 9 (3+6) Contact Size: 1.0mm, 2.0mm Sealing: IP66/67
AWG: 12 (4.0mm²) / 18-14 (0.75 - 2.5 mm²) / 22-18 (0.37 - 0.75 mm²) / 24-28 (0.25 - 0.10mm²)

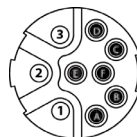
Contacts



Machined Contacts

CHART 1 Crimp Contacts, Machined

Part #	Size	Type	AWG	mm ²	Plating
SC000035	1.0mm	Pin	22-18	0.37 - 0.75	Gold
SC000146	1.0mm	Pin	28-24	0.10 - 0.37	Gold
SC000036	2.0mm	Pin	18-14	1.5 - 0.75	Gold
SC000036-12	2.0mm	Pin	12	4.0	Gold
SC000044	1.0mm	Socket	22-18	0.37 - 0.75	Gold
SC000030	1.0mm	Socket	28-24	0.10 - 0.37	Gold
SC000045	2.0mm	Socket	18-14	1.5 - 0.75	Gold
65-80041	2.0mm	Socket	12	4.0	Gold



9 (3+6) POSITIONS
Power 30A/ 250V
Signal 10A/ 630V

Number of Contacts: 9 (3+6) Contact Size: 1.0mm, 2.0mm Sealing: IP66/67
AWG: 12 (4.0mm²) / 18-14 (0.75 - 2.5 mm²) / 22-18 (0.37 - 0.75 mm²) / 24-28 (0.25 - 0.10mm²)

Tools

Pneumatic crimp tool. Uses universal positioner part no. SK2-2*
 Wire Range 20-32AWG



WA22

Pneumatic crimp tool. Uses universal positioner part no. UH2-5*
 Wire Range 12-26AWG



WA27F

Extraction tool. Used for removal of 1.0mm contacts from inserts.



50-54931-1

Universal hand crimp tool. Uses universal positioner part no. UH2-5*
 Wire Range 12-26AWG



AF8

Universal hand crimp tool. Uses universal positioner part no. SK2-2*
 Wire Range 20-32AWG



AFM8

Extraction tool. Used for removal of 2.0mm contacts from inserts.



50-54931-2

Universal positioner is used with the universal hand crimp tool (AF8).
 Wire range 12-26AWG



UH2-5

Universal positioner is used with crimp tools AFM8 and WA22.
 Wire range 20-32AWG



SK2-2

* The universal positioner is not included with the crimp tools and must be ordered separately.

Connector Solutions M40 Series

STEP 1
Choose Plug

STEP 2
Choose Receptacle

STEP 3
Choose Backshell/Cord Grip

See page 20 for connector configurations

Plugs



Receptacles



Receptacle Extension




FlexGrip™
Backshell System



more about FlexGrip™
on page 256

Cord Grips



Connector Part Numbers

Part Number	Connector Type	Contact Type male = pin female = socket	Figure Drawings
MC2UPN0600	Plug, straight, Checkmate™	Socket	1
MC2JJN0600	Receptacle extension, straight, Checkmate™	Pin	2
MC2NJN0600	Receptacle, 90° fixed, Checkmate™	Pin	3
MC2LKN0600	Receptacle, straight, Checkmate™	Pin	4

Contacts supplied separately, see page 227

Cord Grips and Backshells

Part Number	Type	Cable Range (mm)	Figure Drawings
MC4FSR-C18.5*	Flex Grip™ backshell	17.5-18.5mm	6
MC3CG-S1	Cord grip	10.0-12.0mm	7
MC3CG-S2	Cord grip	12.0-14.5mm	7
MC3CG-S3	Cord grip	14.0-17.0mm	7
MC3CG-S4	Cord grip	17.0-19.0mm	8
MC3CG-S5	Cord grip	19.0-21.0mm	8
MC3CG-S6	Cord grip	21.0-23.0mm	8
MC3CG-S7	Cord grip	23.5-25.5mm	8

*Must be potted to achieve IP67 ratings.

BULK CABLE starts on page 23

SEE TABLE ON NEXT PAGE FOR PART DETAILS

CONTACTS SOLD SEPARATELY SEE PAGE 227



6 (4+2) POSITIONS
Power 75A/ 630V
Signal 30A/ 250V
Checkmate™

Number of Contacts: 6 (4+2) Contact Sizes: 2.0mm, 3.6mm Sealing: IP66/67
AWG: 18-14 (0.75 - 2.5 mm²) 12-8 (4.0 - 10.0 mm²)

Dimensions Plug / Cable Connector / Receptacles

Plug, straight, Checkmate™

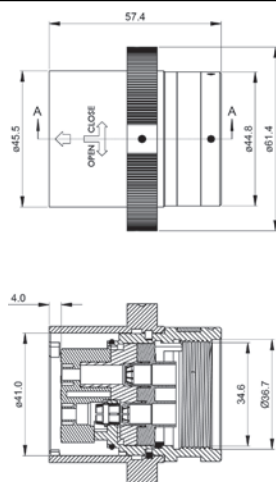


Figure 1 MC2UPN0600

Receptacle extension, straight, Checkmate™

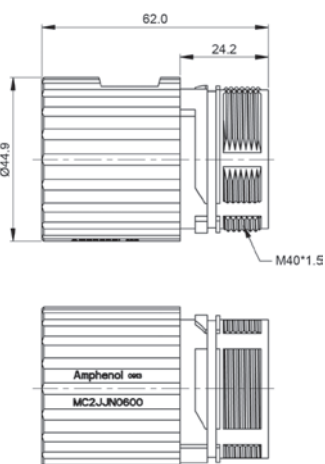


Figure 2 MC2JJN0600

Receptacle, 90° fixed, Checkmate™

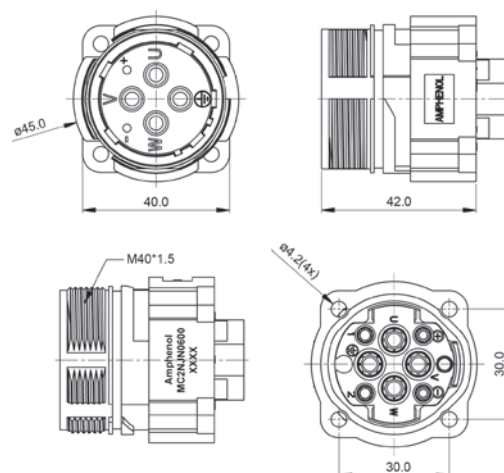


Figure 3

MC2NJN0600

Receptacle, straight, Checkmate™

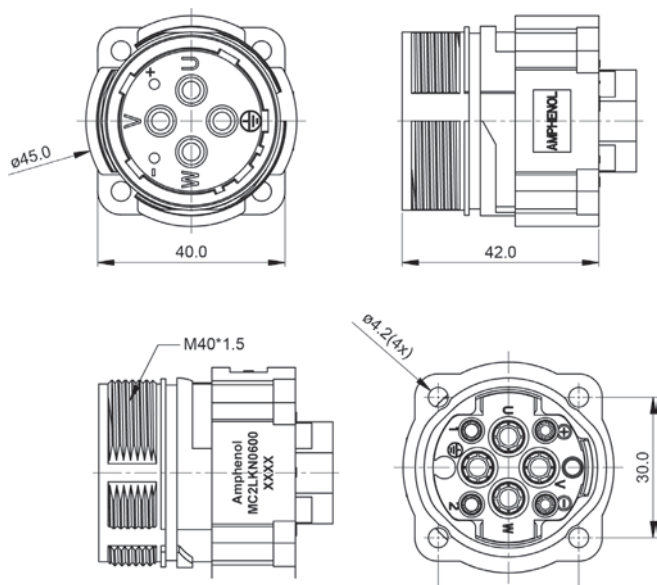


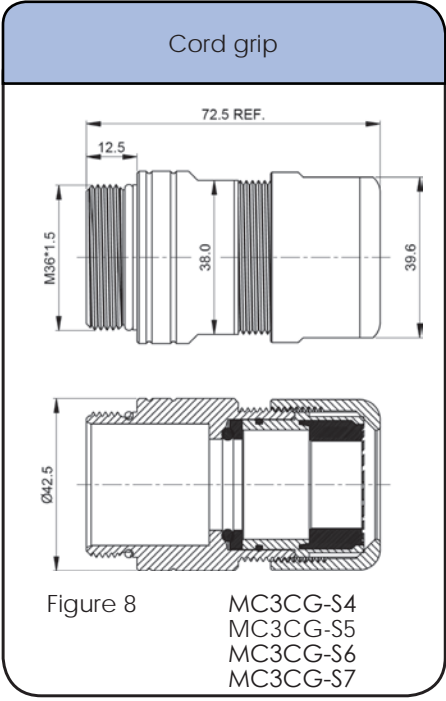
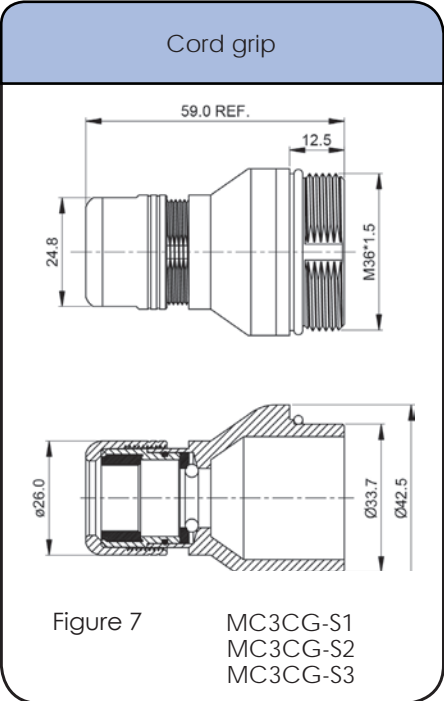
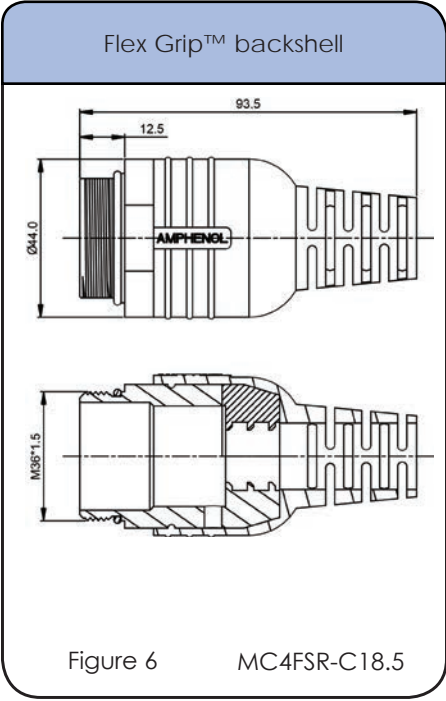
Figure 4

MC2LKN0600

Complete datasheets can be found at www.amphenol-sine.com

Number of Contacts: 6 (4+2) Contact Sizes: 2.0mm, 3.6mm Sealing: IP66/67
AWG: 18-14 (0.75 - 2.5 mm²) 12-8 (4.0 - 10.0 mm²)

Dimensions Cord Grips





6 (4+2) POSITIONS
Power 75A/ 630V
Signal 30A/ 250V
Checkmate™

Number of Contacts: 6 (4+2) Contact Sizes: 2.0mm, 3.6mm Sealing: IP66/67
AWG: 18-14 (0.75 - 2.5 mm²) 12-8 (4.0 - 10.0 mm²)

Contacts



Crimp Contacts, Machined

Part Number	Size	Pin/Socket	AWG	mm ²	Plating
SC000040	2.0mm	Pin	18-14	0.75 - 2.5	Gold
SC000041	3.6mm	Pin	12-8	4.0 - 10.0	Gold
SC000045	2.0mm	Socket	18-14	0.75 - 2.5	Gold
SC000046	3.6mm	Socket	12-8	4.0 - 10.0	Gold

Tools

Extraction tool. Used for removal of 2.0mm (#14) contacts from inserts.



50-54931-2

Extraction tool. Used for removal of 3.6mm (#8) contacts from inserts.



50-54931-3

Universal hand crimp tool. Uses universal positioner part no. UH2-5. Wire crimp range 12-26AWG



AF8

Universal positioner is used with the universal hand crimp tool (AF8). Wire range 12-26AWG



UH2-5

Pneumatic crimp tool. Uses universal positioner part no. WA23-101DA



WA23

Pneumatic crimp tool. Uses universal positioner part no. UH2-5. Wire range 12-26WG



WA27F

Die Assembly, Size 10, is used with the Pneumatic crimp tool. WA23



WA23-101DA

Hand Crimp tool. Uses MFX-3966 crimp locator



M300-25A

Crimp Locator 3.6mm Power contact adjustable. Used with WA23 Crimp tool



MFX-3961

* The universal positioner is not included with the crimp tools and must be ordered separately.

Connector Solutions M40 Series

STEP 1
Choose Plug

STEP 2
Choose Receptacle

STEP 3
Choose Backshell/Cord Grip

See page 20 for connector configurations

Plugs



Receptacles



Receptacle Extension




FlexGrip™ Backshell System



more about FlexGrip™
on page 256

Cord Grips



Connector Part Numbers

Part Number	Connector Type	Contact Type male = pin female = socket	Figure Drawings
MC1CJN0600	Plug, straight, threaded	Socket	1
MC1JJN0600	Receptacle extension, straight, threaded	Pin	2
MC1NJN0600	Receptacle, 90° fixed, threaded	Pin	3
MC1LKN0600	Receptacle, straight, threaded	Pin	4

Contacts supplied separately, see page 231

Cord Grips and Backshells

Part Number	Type	Cable Range (mm)	Figure Drawings
MC4FSR-C18.5*	Flex Grip™ backshell	17.5-18.5mm	5
MC3CG-S1	Cord grip	10.0-12.0mm	6
MC3CG-S2	Cord grip	12.0-14.5mm	6
MC3CG-S3	Cord grip	14.0-17.0mm	6
MC3CG-S4	Cord grip	17.0-19.0mm	7
MC3CG-S5	Cord grip	19.0-21.0mm	7
MC3CG-S6	Cord grip	21.0-23.0mm	7
MC3CG-S7	Cord grip	23.5-25.5mm	7

*Must be potted to achieve IP67 ratings.

BULK CABLE starts on page 23

SEE TABLE ON NEXT PAGE FOR PART DETAILS

CONTACTS SOLD SEPARATELY SEE PAGE 228



6 (4+2) POSITIONS
Power 75A/ 630V
Signal 30A/ 250V
Threaded

Number of Contacts: 6 (4+2) Contact Sizes: 2.0mm, 3.6mm Sealing: IP66/67
AWG: 18-14 (0.75 - 2.5 mm²) 12-8 (4.0 - 10.0 mm²)

Dimensions Plug / Cable Connector / Receptacles

Plug, straight, threaded

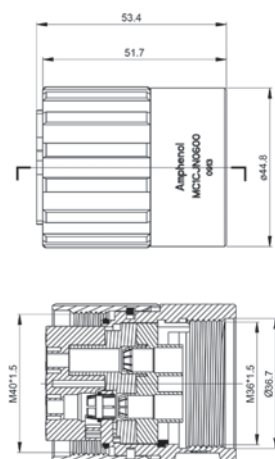


Figure 1 MC1JN0600

Receptacle extension, straight, threaded

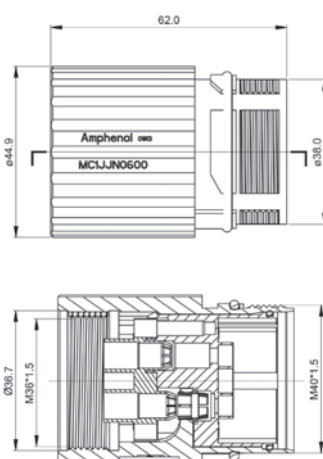


Figure 2 MC1JJN0600

Receptacle, 90° fixed, threaded

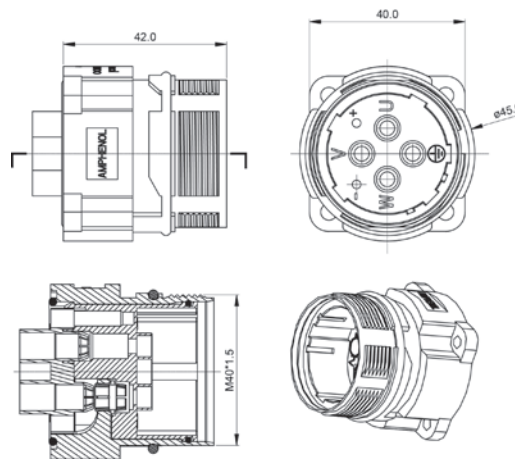


Figure 3 MC1LKN0600

Receptacle, straight, threaded

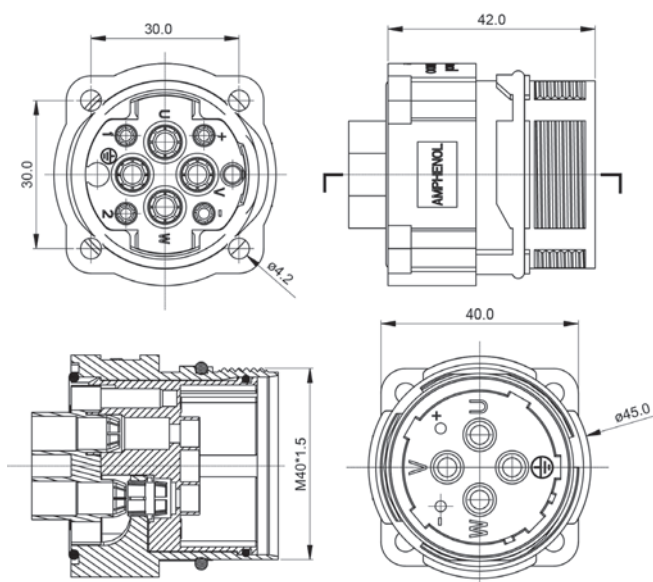


Figure 4 MC1NJN0600

Flex Grip™ backshell

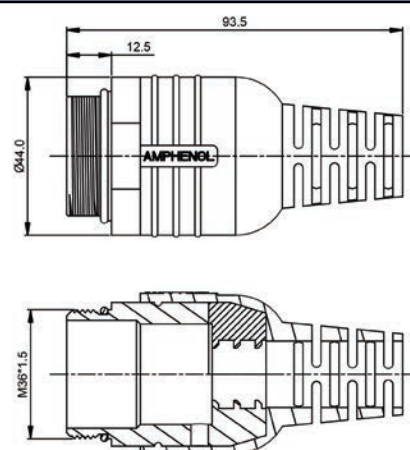
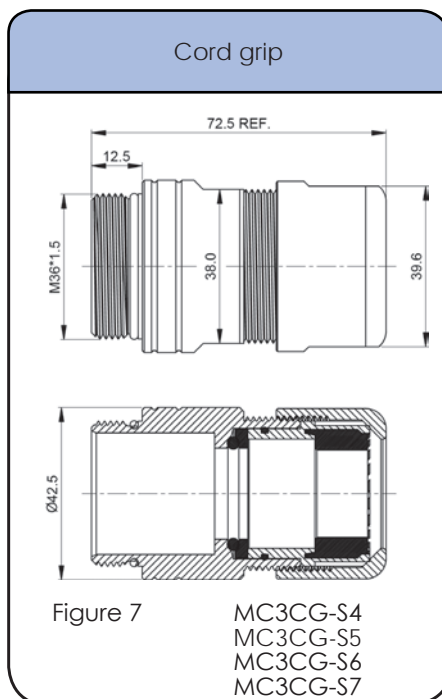
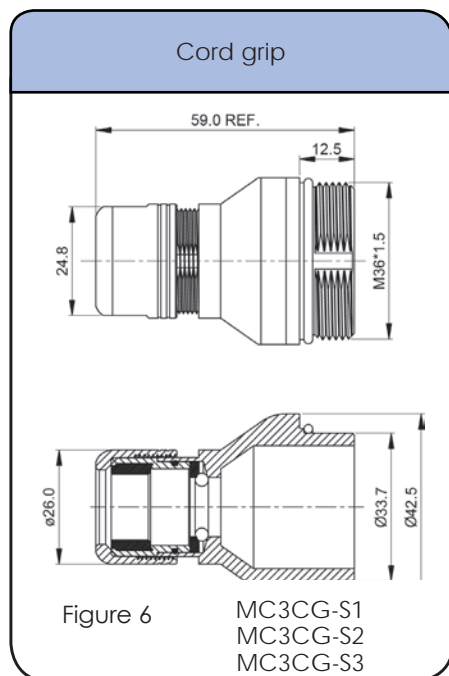


Figure 5 MC4FSR-C18.5

Complete datasheets can be found at www.amphenol-sine.com

Number of Contacts: 6 (4+2) **Contact Sizes:** 2.0mm, 3.6mm **Sealing:** IP66/67
AWG: 18-14 (0.75 - 2.5 mm²) 12-8 (4.0 - 10.0 mm²)

Dimensions Cord Grips



Complete datasheets can be found at www.amphenol-sine.com



6 (4+2) POSITIONS
Power 75A/ 630V
Signal 30A/ 250V
THREADED

Number of Contacts: 6 (4+2) Contact Sizes: 2.0mm, 3.6mm Sealing: IP66/67
AWG: 18-14 (0.75 - 2.5 mm²) 12-8 (4.0 - 10.0 mm²)

Contacts



Crimp Contacts, Machined

Part Number	Size	Pin/Socket	AWG	mm ²	Plating
SC000040	2.0mm	Pin	18-14	0.75 - 2.5	Gold
SC000041	3.6mm	Pin	12-8	4.0 - 10.0	Gold
SC000045	2.0mm	Socket	18-14	0.75 - 2.5	Gold
SC000046	3.6mm	Socket	12-8	4.0 - 10.0	Gold

Tools

Extraction tool. Used for removal of 2.0mm (#14) contacts from inserts.



50-54931-2

Extraction tool. Used for removal of 3.6mm (#8) contacts from inserts.



50-54931-3

Universal hand crimp tool. Uses universal positioner part no. UH2-5. Wire crimp range 12-26AWG



AF8

Universal positioner is used with the universal hand crimp tool (AF8). Wire range 12-26AWG



UH2-5

Pneumatic crimp tool. Uses universal positioner part no. WA23-101DA



WA23

Pneumatic crimp tool. Uses universal positioner part no. UH2-5. Wire range 12-26WG



WA27F

Die Assembly, Size 10, is used with the Pneumatic crimp tool. WA23



WA23-101DA

Hand Crimp tool. Uses MFX-3966 crimp locator



M300-25A

Crimp Locator 3.6mm Power contact adjustable. Used with WA23 Crimp tool



MFX-3961

* The universal positioner is not included with the crimp tools and must be ordered separately.

Connector Solutions M40

STEP 1
Choose Plug

STEP 2
Choose Receptacle

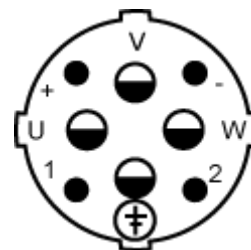
STEP 3
Choose Backshell/Cord Grip

See page 20 for connector configurations

Plugs



Receptacles



Receptacle Extension




FlexGrip™ Backshell System



more about FlexGrip™
on page 256

Cord Grips



Connector Part Numbers

Part Number	Connector Type	Contact Type male = pin female = socket	Figure Drawings
MC2UPN0800	Plug, straight, Checkmate™	Socket	1
MC2JJN0800	Receptacle extension, straight, Checkmate™	Pin	2
MC2LKN0800	Receptacle, straight, Checkmate™	Pin	3
MC2NJN0800	Receptacle, 90° fixed, Checkmate™	Pin	4

Contacts supplied separately, see page 235

Cord Grips and Backshells

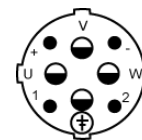
Part Number	Type	Cable Range (mm)	Figure Drawings
MC4FSR-C18.5*	Flex Grip™ backshell*	17.5-18.5mm	5
MC3CG-S1	Cord grip	10.0-12.0mm	6
MC3CG-S2	Cord grip	12.0-14.5mm	6
MC3CG-S3	Cord grip	14.0-17.0mm	6
MC3CG-S4	Cord grip	17.0-19.0mm	7
MC3CG-S5	Cord grip	19.0-21.0mm	7
MC3CG-S6	Cord grip	21.0-23.0mm	7
MC3CG-S7	Cord grip	23.5-25.5mm	7

*Must be potted to achieve IP67 ratings.

BULK CABLE starts on page 23

SEE TABLE ON NEXT PAGE FOR PART DETAILS

CONTACTS SOLD SEPARATELY SEE PAGE 235



8 (4+4) POSITIONS
Power 75A/ 630V
Signal 30A/ 250V
Checkmate™

Number of Contacts: 8 (4+4) Contact Sizes: 2.0mm, 3.6mm Sealing: IP66/67
AWG: 18-14 (0.75 - 2.5 mm²) 12-8 (4.0 - 10.0 mm²)

Plug, straight, Checkmate™

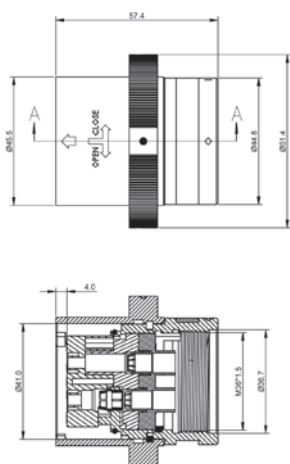


Figure 1 MC2UPN0800

Receptacle extension, straight, Checkmate™

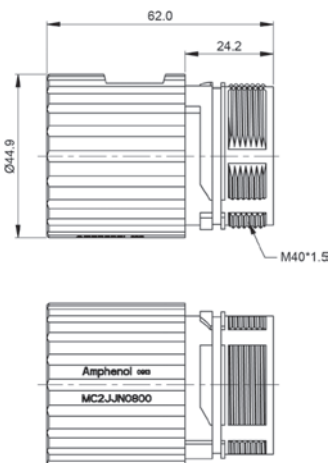


Figure 2 MC2JJN0800

Receptacle, straight, Checkmate™

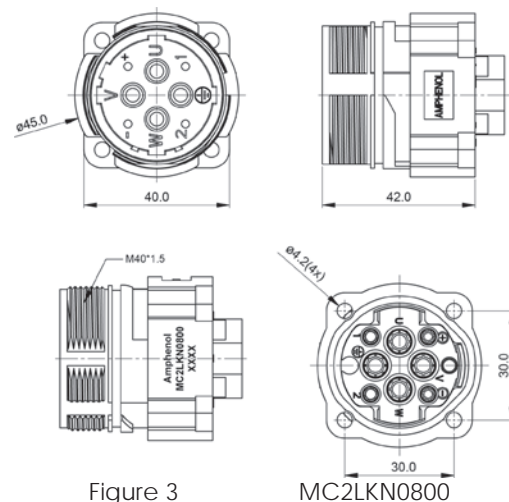


Figure 3 MC2LKN0800

Receptacle, 90° fixed, Checkmate™

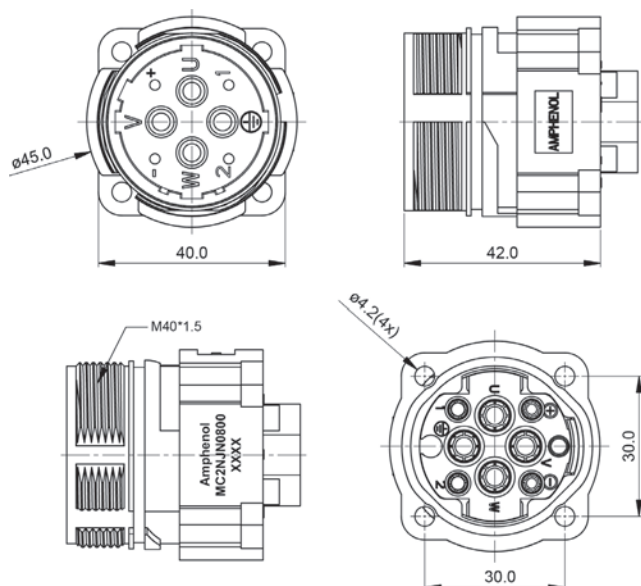
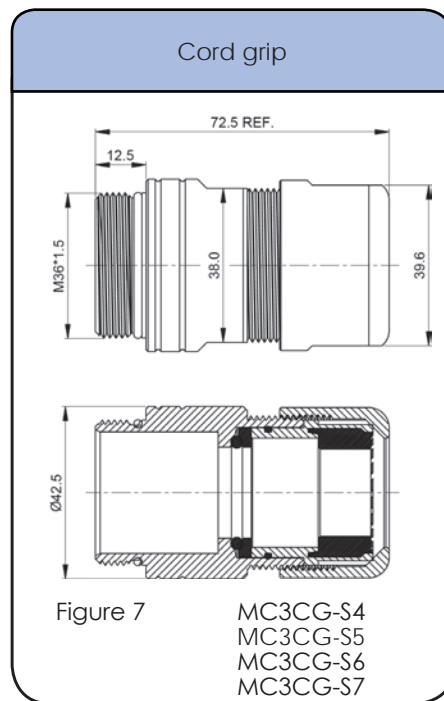
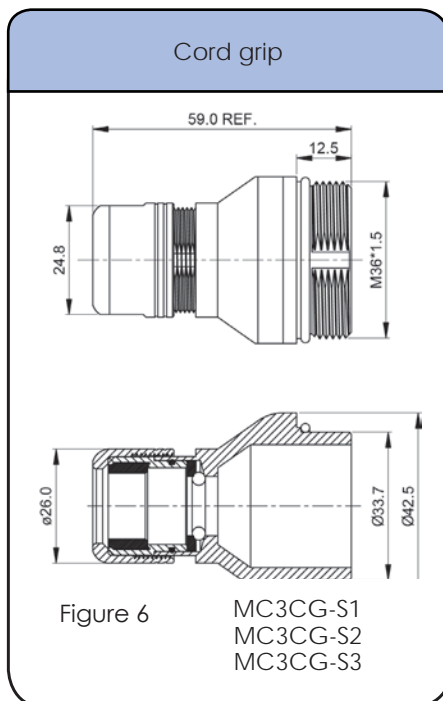
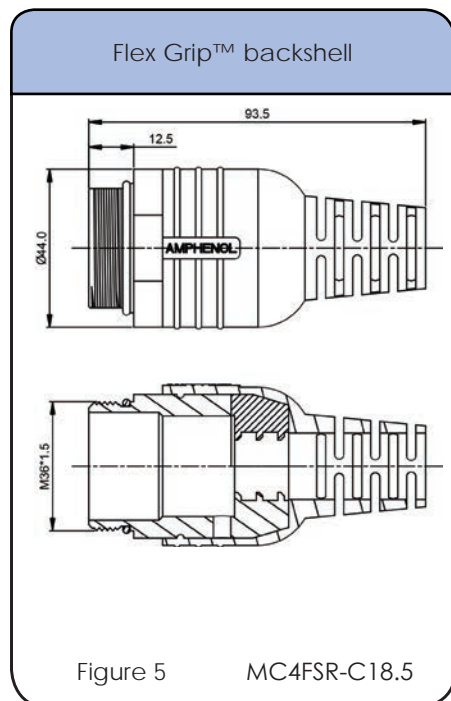


Figure 4 MC2NJN0800

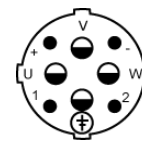
Complete datasheets can be found at www.amphenol-sine.com

Number of Contacts: 8 (4+4) Contact Sizes: 2.0mm, 3.6mm Sealing: IP66/67
 AWG: 18-14 (0.75 - 2.5 mm²) 12-8 (4.0 - 10.0 mm²)

Dimensions Cord Grips



Complete datasheets can be found at www.amphenol-sine.com



8 (4+4) POSITIONS
Power 75A/ 630V
Signal 30A/ 250V
Checkmate™

Number of Contacts: 8 (4+4) Contact Sizes: 2.0mm, 3.6mm Sealing: IP66/67
AWG: 18-14 (0.75 - 2.5 mm²) 12-8 (4.0 - 10.0 mm²)

Contacts



Crimp Contacts, Machined

Part Number	Size	Pin/Socket	AWG	mm ²	Plating
SC000040	2.0mm	Pin	18-14	0.75 - 2.5	Gold
SC000041	3.6mm	Pin	12-8	4.0 - 10.0	Gold
SC000045	2.0mm	Socket	18-14	0.75 - 2.5	Gold
SC000046	3.6mm	Socket	12-8	4.0 - 10.0	Gold

Tools

Extraction tool. Used for removal of 2.0mm (#14) contacts from inserts.



50-54931-2

Extraction tool. Used for removal of 3.6mm (#8) contacts from inserts.



50-54931-3

Universal hand crimp tool. Uses universal positioner part no. UH2-5. Wire crimp range 12-26AWG




AF8

Universal positioner is used with the universal hand crimp tool (AF8). Wire range 12-26AWG



UH2-5

Pneumatic crimp tool. Uses universal positioner part no. WA23-101DA



WA23

Pneumatic crimp tool. Uses universal positioner part no. UH2-5. Wire range 12-26WG



WA27F

Die Assembly, Size 10, is used with the Pneumatic crimp tool. WA23



WA23-101DA

Hand Crimp tool. Uses MFX-3966 crimp locator



M300-25A

Crimp Locator 3.6mm Power contact adjustable. Used with WA23 Crimp tool



MFX-3961

* The universal positioner is not included with the crimp tools and must be ordered separately.

Connector Solutions M40

STEP 1
Choose Plug

STEP 2
Choose Receptacle

STEP 3
Choose Backshell/Cord Grip

See page 20 for connector configurations

Plugs



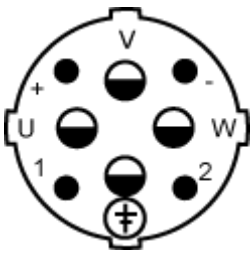
MC1CJN0800

Receptacles



MC1LKN0800

MC1NJN0800



Receptacle Extension



MC1JJN0800


FlexGrip™ Backshell System



MC4FSR-C18.5

more about FlexGrip™
on page 256

Cord Grips



MC3CG-S1

MC3CG-S4

MC3CG-S2

MC3CG-S5

MC3CG-S3

MC3CG-S6

MC3CG-S7

Connector Part Numbers

Part Number	Connector Type	Contact Type male = pin female = socket	Figure Drawings
MC1CJN0800	Plug, straight, threaded	Socket	1
MC1JJN0800	Receptacle extension, straight, threaded	Pin	2
MC1LKN0800	Receptacle, straight, threaded	Pin	3
MC1NJN0800	Receptacle, 90° fixed, threaded	Pin	4

Contacts supplied separately, see page 236

Cord Grips and Backshells

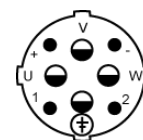
Part Number	Type	Cable Range (mm)	Figure Drawings
MC4FSR-C18.5*	Flex Grip™ backshell*	17.5-18.5mm	5
MC3CG-S1	Cord grip	10.0-12.0mm	6
MC3CG-S2	Cord grip	12.0-14.5mm	6
MC3CG-S3	Cord grip	14.0-17.0mm	6
MC3CG-S4	Cord grip	17.0-19.0mm	7
MC3CG-S5	Cord grip	19.0-21.0mm	7
MC3CG-S6	Cord grip	21.0-23.0mm	7
MC3CG-S7	Cord grip	23.5-25.5mm	7

*Must be potted to achieve IP67 ratings.

BULK CABLE starts on page 23

SEE TABLE ON NEXT PAGE FOR PART DETAILS

CONTACTS SOLD SEPARATELY SEE PAGE 236



8 (4+4) POSITIONS
Power 75A/ 630V
Signal 30A/ 250V
Threaded

Number of Contacts: 8 (4+4) Contact Sizes: 2.0mm, 3.6mm Sealing: IP66/67
AWG: 18-14 (0.75 - 2.5 mm²) 12-8 (4.0 - 10.0 mm²)

Dimensions Plug / Cable Connector / Receptacles

Plug, straight, threaded

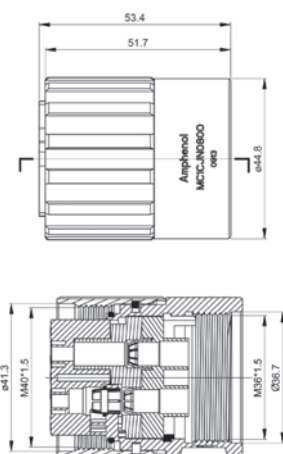


Figure 1 MC1CJN0800

Receptacle extension, straight, threaded

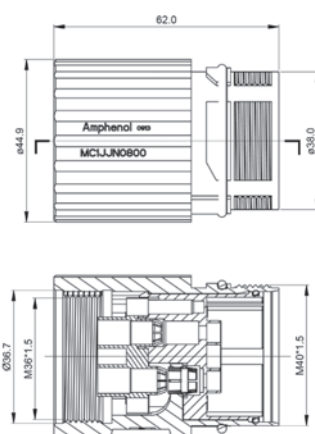


Figure 2 MC1JJN0800

Receptacle, straight, threaded

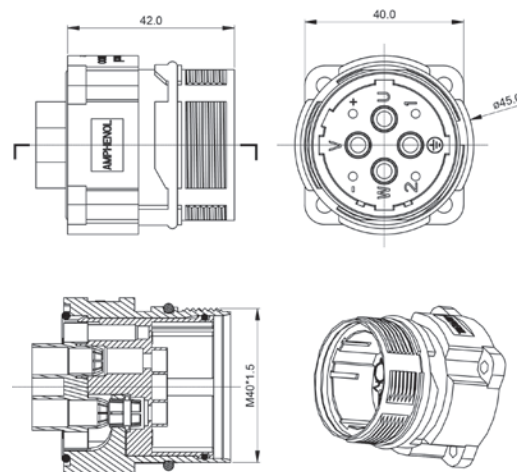


Figure 3 MC1LKN0800

Receptacle, 90° fixed, threaded

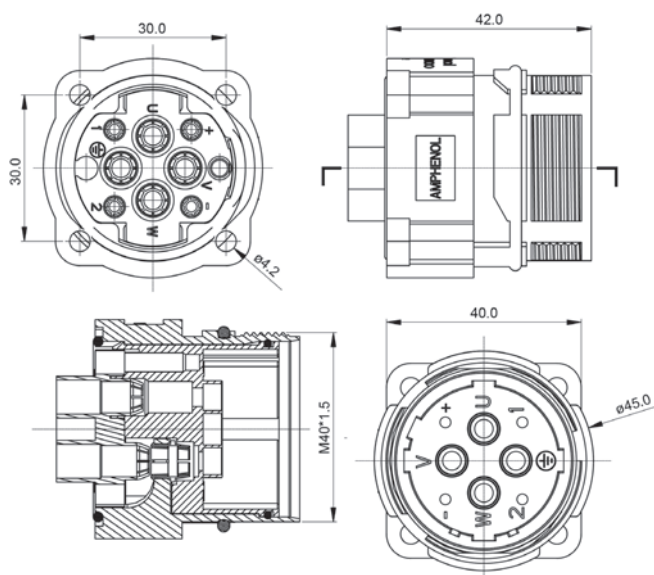


Figure 4 MC1NJN0800

Flex Grip™ backshell

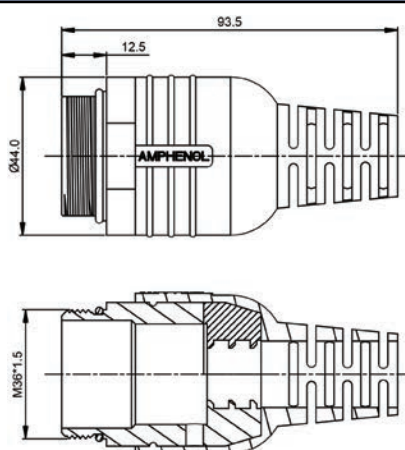
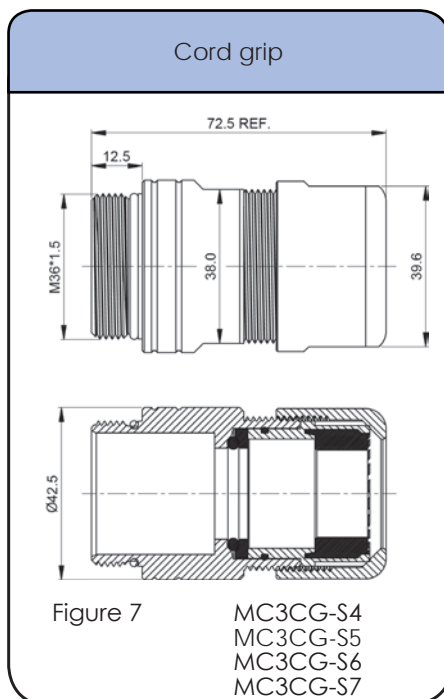
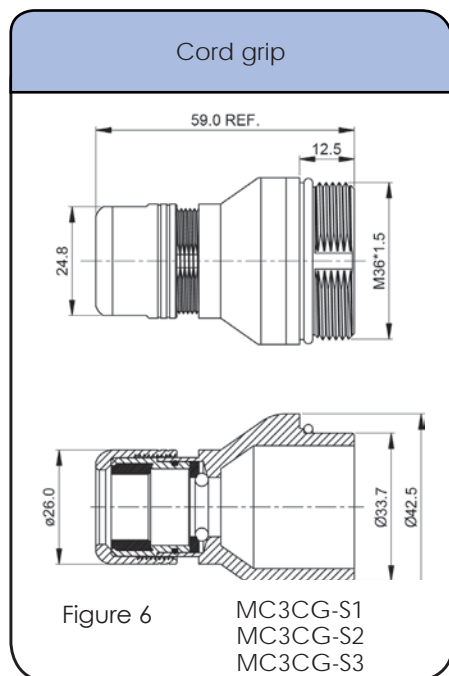


Figure 5 MC4FSR-C18.5

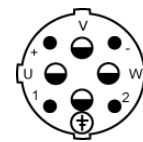
Complete datasheets can be found at www.amphenol-sine.com

Number of Contacts: 8 (4+4) Contact Sizes: 2.0mm, 3.6mm Sealing: IP66/67
 AWG: 18-14 (0.75 - 2.5 mm²) 12-8 (4.0 - 10.0 mm²)

Dimensions Cord Grips



Complete datasheets can be found at www.amphenol-sine.com



8 (4+4) POSITIONS
Power 75A/ 630V
Signal 30A/ 250V
Threaded

Number of Contacts: 8 (4+4) **Contact Sizes:** 2.0mm, 3.6mm **Sealing:** IP66/67
AWG: 18-14 (0.75 - 2.5 mm²) 12-8 (4.0 - 10.0 mm²)

Contacts



Crimp Contacts, Machined

Part Number	Size	Pin/Socket	AWG	mm ²	Plating
SC000040	2.0mm	Pin	18-14	0.75 - 2.5	Gold
SC000041	3.6mm	Pin	12-8	4.0 - 10.0	Gold
SC000045	2.0mm	Socket	18-14	0.75 - 2.5	Gold
SC000046	3.6mm	Socket	12-8	4.0 - 10.0	Gold

Tools

Extraction tool. Used for removal of 2.0mm (#14) contacts from inserts.



50-54931-2

Extraction tool. Used for removal of 3.6mm (#8) contacts from inserts.



50-54931-3

Universal hand crimp tool. Uses universal positioner part no. UH2-5. Wire crimp range 12-26AWG



AF8

Universal positioner is used with the universal hand crimp tool (AF8). Wire range 12-26AWG



UH2-5

Pneumatic crimp tool. Uses universal positioner part no. WA23-101DA



WA23

Pneumatic crimp tool. Uses universal positioner part no. UH2-5. Wire range 12-26WG



WA27F

Die Assembly, Size 10, is used with the Pneumatic crimp tool. WA23



WA23-101DA

Hand Crimp tool. Uses MFX-3966 crimp locator



M300-25A

Crimp Locator 3.6mm Power contact adjustable. Used with WA23 Crimp tool



MFX-3961

* The universal positioner is not included with the crimp tools and must be ordered separately.

Assembly Instructions

M23 Elite Series 12,16,17 Position Plug Assembly Instructions



Step 1 - Slide the components over the cable



Step 2 - Remove the cable jacket 28mm



Step 3 - Cut the shield back 13mm



Step 4 - Fold the shield back over the cable jacket



Step 5 - Strip the wires 4.5mm



Step 6 - Crimp a contact onto each wire




Step 7 - Push the contacts into the insert as required

Assembly Instructions

M23 Elite Series 12,16,17 Position Plug Assembly Instructions (cont)



Step 8 - Pushed contacts



Step 9 - Push the Collar onto the insert



Step 10 - Position the shield as shown

Assembly Instructions

M23 Elite Series 12,16,17 Position Plug Assembly Instructions (cont)



Step 11 - Slide the cord grip up to the collar



Step 12 - Trim the shield



Step 13 - Grip the sub-assembly as shown



Step 14 - Push the sub- assembly into the shell

Assembly Instructions

M23 Elite Series 12,16,17 Position Plug Assembly Instructions (cont)



Step 15 - Thread the top nut onto the shell



Step 16 - Tighten to 5-7 N/M using 25mm wrench



Step 17 - Finished Assembly

Assembly Instructions

M23 Elite Series 6,8,9 Position Plug Assembly Instructions



PLEASE NOTE THAT THE INSERT IS FIXED IN PLACE AND MUST NOT BE REMOVED. DOING SO WILL PERMANENTLY DAMAGE THE CONNECTOR.



Step 1 - Remove the cable jacket 30mm



Step 2 - Cut the shield back 19mm



Step 3 - Fold shield back over cable



Step 4 - Cut power & PE wires to 28mm

Step 5a - Strip power & PE wires 7mm



Step 5b - Strip signal wire 4.5mm




Step 6 - Crimp contacts




Step 7 - Open contact holder

Assembly Instructions


M23 Elite Series 6,8,9 Position Plug Assembly Instructions (con't)



Step 8 - Insert contacts while the contact holder is open



Step 9 - Close the contact holder



Step 10 - Insert the rest of the contacts



Step 11 - Push the contact holder into the sleeve

Assembly Instructions

M23 Elite Series 6,8,9 Position Plug Assembly Instructions (con't)



Step 12 - Position shield as shown back over the cable



Step 13 - Clip the cord grip as shown with the shield sticking out around it



Step 14 - Trim shield as shown



Step 15 - Push sub-assembly into shell

Assembly Instructions

M23 Elite Series 6,8,9 Position Plug Assembly Instructions (con't)



Step 16 - Thread the top nut on



Step 17 - Tighten to 5-7 N/M
using 25mm wrench



Step 18 - Finished Assembly



Assembly Instructions

M23 Elite Series 12,16,17 Position 90° Receptacle Assembly Instructions




Step 1 - Strip wire 4.5mm



Step 4 - Crimp contacts onto wire



Step 3 - Slide wires through shell




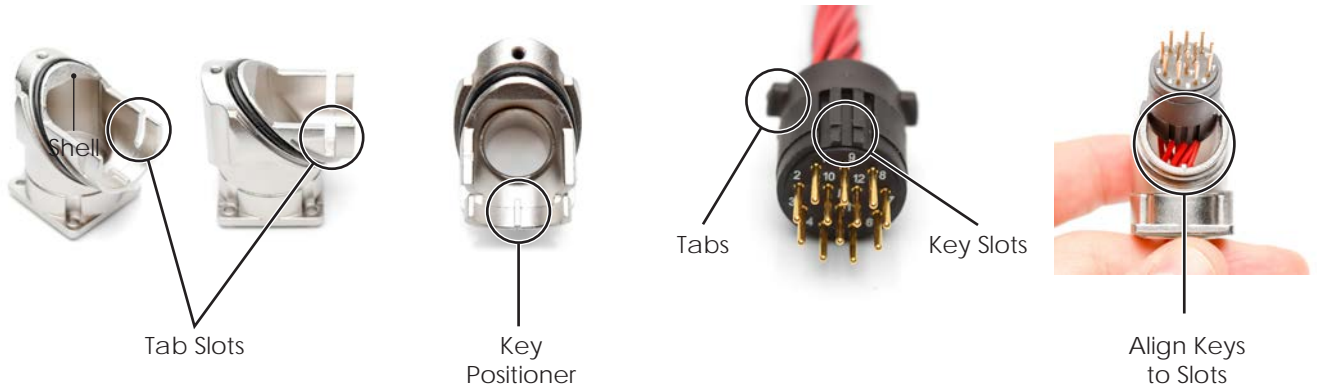
Step 4 - Push wire into insert





Step 5 - Locate keys on sides of insert

Assembly Instructions

M23 Elite Series 12,16,17 Position 90° Receptacle Assembly Instructions (con't)




Step 6 - Insert tabs into slots and align the key slots accordingly to their respective key position.




Step 7 - Assemble cover

Assembly Instructions

M23 Elite Series 12,16,17 Position 90° Receptacle Assembly Instructions (con't)



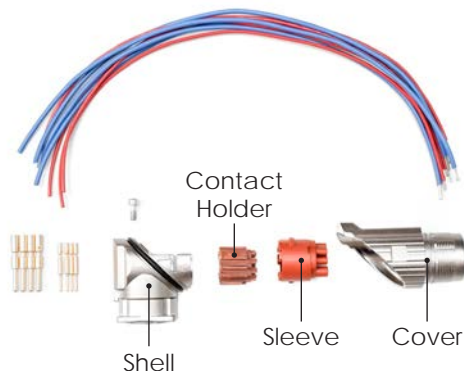
Step 8 - Screw the cover down using 2.5mm Allen Wrench




Step 9 - Finished product

Assembly Instructions

M23 Elite Series 6,8,9 Position 90° Receptacle Assembly Instructions




Step 1A - Strip wire 7mm
(this uses 2.0mm contacts)



Step 1B - Strip wire 4.5mm
(this uses 1.0mm contacts)



Step 2 - Crimp wire to contact




Step 3 - Insert wires through shell








Step 4 - Open Contact holder

Assembly Instructions

M23 Elite Series 6,8,9 Position 90° Receptacle Assembly Instructions (con't)






Step 5 - Insert wire into the contact holder while its open




Step 6 - Close and insert the rest of the wires into the contact holder

Assembly Instructions

M23 Elite Series 6,8,9 Position 90° Receptacle Assembly Instructions (con't)



Step 7 - Push the contact holder into the sleeve





Step 8 - Align the key on the sleeve with the key on the shell



Step 9 - Place sub-assembly into shell

Assembly Instructions


M23 Elite Series 6,8,9 Position 90° Receptacle Assembly Instructions (con't)



Step 10 - Assemble cover



Step 11 - Tighten screw down using 2.5mm Allen Wrench



Step 12 - Finsihed Product

Assembly Instructions



M23 Standard Series Straight Receptacle Assembly Instructions



Step 1 - Strip wire 4.5mm



Step 2 - Crimp contact to wire



Step 3 - Push contact into place

Assembly Instructions

FlexGrip™ Backshell System



Assembly Instructions

Standard Series Plug and Cable Prep and Assembly featuring the FlexGrip™ Backshell

FlexGrip™ Prep Details: During cable prep specific to using the FlexGrip backshell, be sure excess shielding material is pulled back over the cable jacket and taped down. This allows for ease of sliding FlexGrip™ parts into place.




Note: ** Cable prep is same for P1 (Male) connectors using FlexGrip™ backshells as P2 (Female).

Step 7B: (FlexGrip™ Only) Thread into position the bottom part of the Two-Piece Clamp onto the backend of the connector body tightly, ensuring excess shielding material is still exposed underneath the Two-Piece Clamp.

Step 8B: (FlexGrip™ Only) Place the top portion of the Two-Piece Clamp into position and use the enclosed screws to tighten into place.

Step 9B: (FlexGrip™ Only) Cut off excess shielding material behind Two-Piece Clamp.

Step 10: (FlexGrip™ Only) Slide FlexGrip™ Shell over-top the backend portion of the Two-Piece Clamp hardware.



Assembly Instructions

M23 Shielded Backshell Assembly Instructions

1. Slide seal-nut (A), cable grommet (B), and backshell (C) onto cable as shown in Figure 1.
2. Remove outer cable jacket per dimension (42mm) shown in Figure 1. Make sure exposed shielding is not nicked or cut.
3. Accurately locate and tighten tie wrap (D) 8mm from cable jacket (Figure 1).
4. Trim excess tie wrap as close as possible to ratchet body. Refer to Reference View A, shown below.
5. Trim the braided shield flush to the edge of the tie wrap (D), exposing the individual wires as shown in Figure 2.
6. Strip individual wire leads to expose 5mm of bare conductor as shown in Figure 2.
7. Crimp contacts (E) onto stripped wire leads (Figure 3).
8. Insert crimped contacts (E) into connector cavities (F), as shown in Figure 3. Verify contacts are properly sealed once installed.

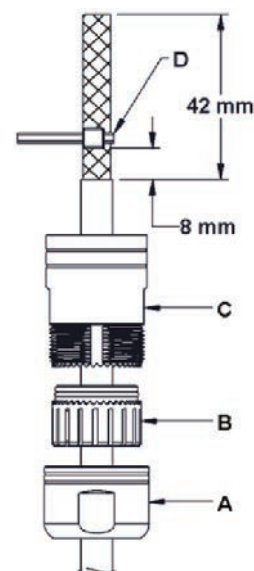


Figure 1

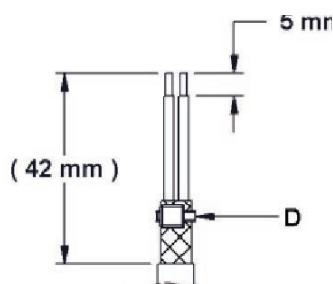


Figure 2

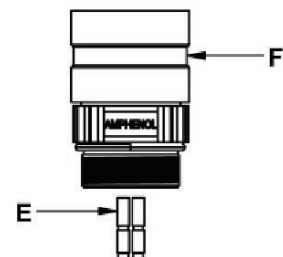
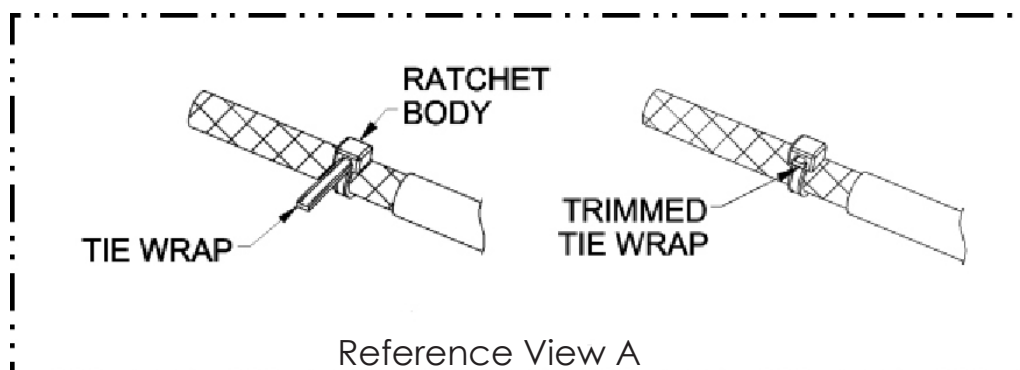


Figure 3



Reference View A

Assembly Instructions

M23 Shielded Backshell Assembly Instructions (con't)

9. Tighten "backshell" (C) to connector (F) as shown in Figure 4. Use a 24mm open ended wrench for the backshell, and a 25mm open ended wrench for the connector. Tighten to a recommended torque of 10Nm.
10. Slide shielding clip (G) over cable jacket as shown in Figure 4.
11. Push shielding clip (G) into backshell (C) until it stops against inside wall as shown in Reference View-B. Clip must be seated over exposed shielding and not over cable jacket.

Note: Clip must be slightly compressed to allow it to enter into the backshell.

12. Push cable grommet (B) into backshell (C) as shown Figure 5.
13. Thread and tighten seal-nut (A) onto backshell (C) as shown in Figure 6. Use a 24mm open ended wrench for the backshell, and a 25mm open ended wrench for the seal-nut.

Figure 3

Note: Seal nut torque required to properly retain and seal cable may vary depending on cable construction.

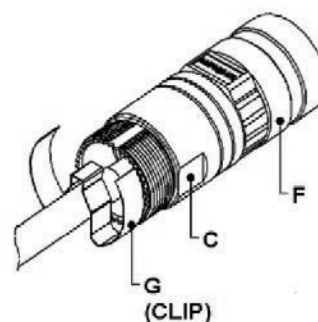


Figure 4

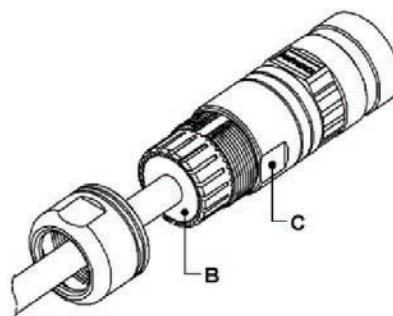


Figure 5

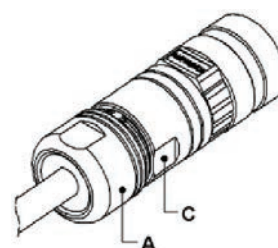
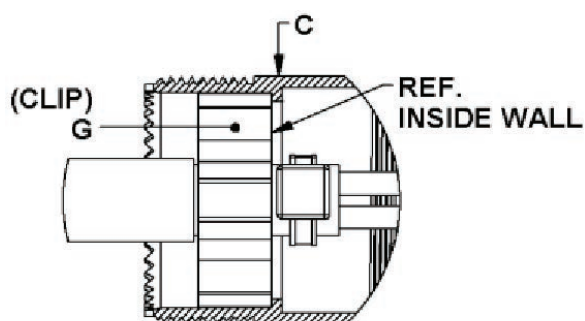


Figure 6



Reference View B

Appendix

Glossary of Terms

American Wire Gauge (AWG)	Connector life
System of numerical designations for wire sizes, based on specified ranges of cross-sectional areas. Starts with 4/0 (000) at the largest size, going to 3/0, 2/0, 1/0, 1, 2, and up to 40 and beyond for the smallest size. A step of one AWG number corresponds to a reduction of cross-sectional area of appr. 20 %.	The number of mating cycles prior to abrasion of the conductive contact surface and which does not result in a significant rise of the contact resistance. Tests according to test 9a of ICE 60512-5 / DIN EN 60512 Part 5.
Attenuation	Contact
A reduction of power. Occurs naturally when waves travel through lines, wave guides, or media such as air or water. Is produced additionally by imperfections in electrical or optical connections (attenuation in fibre optics), e. g. contact resistance, mismatch, etc.	The conductive element in a connector which mates with a corresponding element to provide an electrical path.
Bulkhead connector	Contact resistance
Connector designed to be inserted into a panel cutout from the rear of the panel, thus forming part of the barrier between two spaces. Back-mounted.	The electrical resistance of a mated set of contacts under specified conditions. Tested according to tests 2a, 2b, 2c, of IEC 60 512 -2/ DIN EN 60 512-2.
Clearance	Contact size
The shortest distance in air between two conductive parts, see IEC 60664.	The designation used to differentiate one contact from another. It may be denoted by one of the following numbering systems:
Climatic stability	Creepage distance
General term describing the behavior of components under various climatic conditions, e. g. high and low temperatures, tropical climate, high humidity, moist heat, fungus, atmospheric conditions (industrial atmosphere), reduced air pressure, etc. Climatic conditions for test purposes are explained in IEC 60068, DIN 46 040.	The shortest distance along the surface of the insulating material between two conductive parts. The longer the distance, the less the risk of arc damage or tracking. Minimum creepage distances are specified according to the rated voltage and the applicable pollution degree and Comparative Tracking Index.
Connector	Crimped connection
A component which terminates conductors for the purpose of providing connection and disconnection to a suitable mating component which shall not be engaged or disengaged when live. Depending on the fastening to a cabinet, panel, rack etc. or a cable, they are classified as fixed or free connectors. A connector comprises one or more contacts and a housing which may have a separate connector insert and a separate outer housing or shell.	A solderless connection made by crimping. IEC 60352-2 / DIN IEC 60352 Part 2.
Connector housing	Derating curve
The part of a connector into which the insert and the contacts are assembled. It may function as part of the locking mechanism.	The method for determining derating is specified in IEC 60 512-3. Here the combination of ambient temperature (Tu) and the current (I) leading to the same maximum allowable temperature (Tb) at the hottest point of the connector are plotted.
Connector insert	DIN
An insulating element designed to support and position contacts in a connector housing. In connectors electromagnetic interference is prevented by shielding. Shielded connectors normally provide means to connect the screens of attached cables.	Deutsches Institut für Normung. A German standards organization.
	Electromagnetic interference (EMI)
	General term describing the undesirable effects of the immission or emission of radio frequency fields.
	Funnel entry (restricted entry C146 D series)
	Flared or widened entrance to a conductor barrel permitting easier insertion of the conductor.
	Insertion or withdrawal force
	The force required to fully insert or withdraw a set of mated connectors without the effect of coupling, locking or similar devices. The insertion force is usually greater than the withdrawal force.

Appendix

Connector Glossary

Insulation grip
The area of a crimp contact that has been reshaped around the insulation of the conductor by compression during the crimping operation.
Insulation resistance
The resistance of the insulation between two conductive elements, in particular, the resistance between two contacts or between a contact and a metallic housing or shield. Tested according to test 3a of IEC 60512-2 / DIN IEC 60512 Part 2.
Intermateable
Two connectors are intermateable when they are capable of being connected electrically and mechanically but without regard to their performance and intermountability.
Locator
In a crimping tool the device used for positioning a crimp contact or terminal end.
Mating cycle
One mating cycle comprises one insertion and one withdrawal operation. Term used in the definition of connector life.
Material group
Classification of insulation materials according to their CTI values (CTI = Comparative Tracking Index)
Overvoltage category
A numeral defining a transient overvoltage condition. Overvoltage categories I, II, III and IV are used.
Connector with braking capacity (CBC)
A component which may be engaged or disengaged in normal use, when live or under load. Note: In the sense of this document the term - live- is used if contacts are under voltage not necessarily with a current flowing across the contacts. The term - load - is used if a current is flowing across the contacts.
Rated current
A current value assigned by the manufacturer which the connector or PSD can carry continuously (without interruption) and simultaneously through all its contacts wired with the largest conductor preferably at an ambient temperature of 40 °C without the upper temperature being exceeded.
Shield, shielding
Shielding of internal or external electric fields by means of a plane with a uniform electric potential, formed by metal shells or metallic layers on the inside or outside of plastic shells. The shield is normally connected to the shielding braid of the cable and/or chassis ground.

Wire range
The range of wire cross sections which is compatible with the dimensions the terminals of the contact (wire barrel). The wire range is expressed in mm ² or in AWG numbers.

Appendix

Part Number Index

50-54931-1.....	35,39,43,47, 51,55,59,63, 67,71,75,79,97, 03,109,115,127, 137,145,153,163, 173,205,215,223	MA1EAP1700.....	165	MA2LAP1200.....	33,121	MA5CAE1700S-S2-KIT.....	65
50-54931-2.....	85,91,97,103, 109,115,195, 205,215,223, 227,231,235,239	MA1EAP1900.....	181	MA2LAP1200-KIT.....	33,121	MA5CAE1700S-S3-KIT.....	65
50-54931-3.....	227,231, 235,239	MA1JAE1200.....	45,130	MA2LAP1200S-KIT.....	33,121	MA5CAP1200-S1.....	41
65-80041.....	222	MA1JAE1600.....	61,147	MA2LAP1600.....	49,139	MA5CAP1200-S1-KIT.....	41
AF8.....	35,39,43,47,51,55, 59,63,67,71,75,79, 85,91,97,103,109, 115,119,127,137,145, 153,163,173,179,185, 195,205,215,223, 227,231,235,239	MA1JAE1700.....	77,166	MA2LAP1700.....	65,155	MA5CAP1200-S2.....	41
AFM8.....	35,39,43,47,51,55, 59,63,67,71,75,79, 97,103,109,115, 119,127,137,145, 153,163,173,179, 185,205,215,223	MA1JAE1900.....	181	MA2LAP1700-KIT.....	65,155	MA5CAP1200-S2-KIT.....	41
M300-25A.....	227,231, 235,239	MA1JAP1200.....	37,121	MA2LAP1700S-KIT.....	65,155	MA5CAP1200-S3.....	41
MA1CAE1200.....	121	MA1JAP1600.....	53,139	MA2LAP1900.....	175	MA5CAP1200-S3-KIT.....	41
MA1CAE1200-KIT.....	121	MA1JAP1700.....	69,156	MA3TNE1200-S1.....	129	MA5CAP1200S-S1-KIT.....	41
MA1CAE1200M-KIT.....	121	MA1JAP1900.....	175	MA3TNE1200-S2.....	130	MA5CAP1200S-S2-KIT.....	41
MA1CAE1600.....	139	MA1LAE1200.....	45,129	MA3TNE1200-S3.....	130	MA5CAP1200S-S3-KIT.....	41
MA1CAE1600-KIT.....	139	MA1LAE1200-KIT.....	45,129	MA3TNE1600-S1.....	147	MA5CAP1600-S1.....	57
MA1CAE1600M-KIT.....	139	MA1LAE1200S-KIT.....	45,129	MA3TNE1600-S2.....	147	MA5CAP1600-S2.....	57
MA1CAE1700.....	155	MA1LAE1600.....	61,147	MA3TNE1600-S3.....	147	MA5CAP1600-S3.....	57
MA1CAE1700-KIT.....	155	MA1LAE1600-KIT.....	61,147	MA3TNE1700-S1.....	165	MA5CAP1700-S1.....	73
MA1CAE1700M-KIT.....	155	MA1LAE1600S-KIT.....	61,147	MA3TNE1700-S2.....	165	MA5CAP1700-S1-KIT.....	73
MA1CAE1900.....	175	MA1LAE1700.....	77,165	MA3TNE1700-S3.....	166	MA5CAP1700-S2.....	73
MA1CAP1200.....	129	MA1LAE1700-KIT.....	77,165	MA3TNP1200-S1.....	121	MA5CAP1700-S2-KIT.....	73
MA1CAP1200-KIT.....	129	MA1LAE1700S-KIT.....	77,165	MA3TNP1200-S2.....	121	MA5CAP1700-S3.....	73
MA1CAP1200M-KIT.....	129	MA1LAE1900.....	181	MA3TNP1200-S3.....	121	MA5CAP1700-S3-KIT.....	73
MA1CAP1600.....	147	MA1LAP1200.....	121	MA3TNP1600-S1.....	139	MA5CAP1700S-S1-KIT.....	73
MA1CAP1600-KIT.....	147	MA1LAP1200-KIT.....	37,121	MA3TNP1600-S2.....	139	MA5CAP1700S-S2-KIT.....	73
MA1CAP1600M-KIT.....	147	MA1LAP1200S-KIT.....	37,121	MA3TNP1600-S3.....	139	MA5CAP1700S-S3-KIT.....	73
MA1CAP1700.....	165	MA1LAP1600.....	53,139	MA3TNP1700-S1.....	155	MA5RAE1201.....	41,129
MA1CAP1700-KIT.....	165	MA1LAP1600-KIT.....	53,139	MA3TNP1700-S2.....	156	MA5RAE1202.....	41,129
MA1CAP1700M-KIT.....	165	MA1LAP1600S-KIT.....	53,139	MA3TNP1700-S3.....	156	MA5RAE1601.....	57,147
MA1CAP1900.....	181	MA1LAP1700.....	69,155	MA4FSR-A8.5*.....	122,130, 140,148,156, 167,175,181	MA5RAE1602.....	57,147
MA1EAE1200.....	121	MA1LAP1700-KIT.....	69,155	MA4FSR-A10.5*.....	122,130, 140,148,156, 167,175,181	MA5RAE1701.....	73,165
MA1EAE1600.....	139	MA1LAP1700S-KIT.....	69,155	MA4FSR-A12.8*.....	122,130, 140,148,156, 167,175,181	MA5RAE1702.....	73,165
MA1EAE1700.....	155	MA1LAP1900.....	175	MA5CAE1200-S1.....	33	MA5RAE1901.....	181
MA1EAE1900.....	175	MA2CAE1200.....	121	MA5CAE1200-S1-KIT.....	33	MA5RAE1902.....	181
MA1EAP1200.....	129	MA2CAE1600.....	139	MA5CAE1200-S2.....	33	MA5RAP1201.....	33,121
MA1EAP1600.....	147	MA2CAE1700.....	155	MA5CAE1200-S2-KIT.....	33	MA5RAP1202.....	33,121
		MA2CAE1900.....	175	MA5CAE1200-S3.....	33	MA5RAP1601.....	49,139
		MA2CAP1200.....	129	MA5CAE1200-S3-KIT.....	33	MA5RAP1602.....	49,139
		MA2CAP1600.....	147	MA5CAE1200S-S1-KIT.....	33	MA5RAP1701.....	65,155
		MA2CAP1700.....	165	MA5CAE1200S-S2-KIT.....	33	MA5RAP1702.....	65,155
		MA2CAP1900.....	181	MA5CAE1200S-S3-KIT.....	33	MA5RAP1901.....	175
		MA2JAE1200.....	41,129	MA5CAE1600-S1.....	49	MA5RAP1902.....	175
		MA2JAE1600.....	57,147	MA5CAE1600-S2.....	49	MA6CG-S1.....	32,36,40,44, 49,53,57,61,64, 68,72,76,122,130, 140,148,156,167
		MA2JAE1700.....	73,165	MA5CAE1600-S3.....	49	MA6CG-S2.....	32,36,40,44, 49,53,57,61,64, 68,72,76,122,130, 140,148,156,167
		MA2JAE1900.....	181	MA5CAE1700-S1.....	65	MA6CG-S3.....	32,36,40,44, 49,53,57,61,64, 68,72,76,122,130, 140,148,156,167
		MA2JAP1200.....	33,121	MA5CAE1700-S1-KIT.....	65	MA7CAE1200-S1.....	37
		MA2JAP1600.....	49,139	MA5CAE1700-S2.....	65	MA7CAE1200-S1-KIT.....	37
		MA2JAP1700.....	65,155	MA5CAE1700-S2-KIT.....	65	MA7CAE1200-S2.....	37
		MA2JAP1900.....	175	MA5CAE1700-S3.....	65		
		MA2LAE1200.....	41,129	MA5CAE1700-S3-KIT.....	65		
		MA2LAE1200-KIT.....	41,129	MA5CAE1700S-S1-KIT.....	65		
		MA2LAE1200S-KIT.....	41,129				
		MA2LAE1600.....	57,147				
		MA2LAE1700.....	73,165				
		MA2LAE1700-KIT.....	73,165				
		MA2LAE1700S-KIT.....	73,165				
		MA2LAE1900.....	181				

Appendix

Part Number Index (con't)

MA7CAE1200-S2-KIT	37	MA7RAP1902	175	MB2LKNNG36	217	MB5JJN0900-S1	105
MA7CAE1200-S3	37	MB1CKN0600	187	MB2LLN0600	81,187	MB5JJN0900-S2	105
MA7CAE1200-S3-KIT	37	MB1CKN0600-KIT	187	MB2LLN0600-KIT	81,187	MB5JJN0900-S3	105
MA7CAE1200S-S1-KIT	37	MB1CKN0800	197	MB2LLN0800	93,197	MB5RJN0601	81,187
MA7CAE1200S-S2-KIT	37	MB1CKN0800-KIT	197	MB2LLN0800-KIT	93,197	MB5RJN0602	81,187
MA7CAE1200S-S3-KIT	37	MB1CKN0900	207	MB2LLN0900	105,207	MB5RJN0801	93,197
MA7CAE1600-S1	53	MB1CKN0900-KIT	207	MB2LLN0900-KIT	105,207	MB5RJN0802	93,197
MA7CAE1600-S2	53	MB1CKNNG36	217	MB2LLNNG36	217	MB5RJN0901	105,207
MA7CAE1600-S3	53	MB1EJN0600	187	MB2RJNNG36	217	MB5RJN0902	105,207
MA7CAE1700-S1	69	MB1EJN0800	197	MB3TNN0600-S1	187	MB6CG-S1	188,198,
MA7CAE1700-S1-KIT	69	MB1EJN0900	207	MB3TNN0600-S2	187		208,217
MA7CAE1700-S2	69	MB1EJNNG36	217	MB3TNN0600-S3	187	MB6CG-S2	188,198,
MA7CAE1700-S2-KIT	69	MB1GJN0600	187	MB3TNN0800-S1	197		208,217
MA7CAE1700-S3	69	MB1GJN0800	197	MB3TNN0800-S2	197	MB6CG-S3	188,198,
MA7CAE1700-S3-KIT	69	MB1GJN0900	207	MB3TNN0800-S3	197		208,217
MA7CAE1700S-S1-KIT	69	MB1GJNNG36	217	MB3TNN0900-S1	207	MB7CKN0600-S1	87
MA7CAE1700S-S2-KIT	69	MB1JJN0600	187	MB3TNN0900-S2	207	MB7CKN0600-S1-KIT	87
MA7CAE1700S-S3-KIT	69	MB1JJN0800	197	MB3TNN0900-S3	207	MB7CKN0600-S2	87
MA7CAP1200-S1	45	MB1JJN0900	207	MB3XSN8HS1	117	MB7CKN0600-S2-KIT	87
MA7CAP1200-S1-KIT	45	MB1JJNNG36	217	MB3XSN8HS2	117	MB7CKN0600-S3	87
MA7CAP1200-S2	45	MB1LKN0600	187	MB3XSN8HS3	117	MB7CKN0600-S3-KIT	87
MA7CAP1200-S2-KIT	45	MB1LKN0600*	87	MB3ZSN8HS1	117	MB7CKN0800-S1	99
MA7CAP1200-S3	45	MB1LKN0800	197	MB3ZSN8HS2	117	MB7CKN0800-S1-KIT	99
MA7CAP1200-S3-KIT	45	MB1LKN0800*	99	MB3ZSN8HS3	117	MB7CKN0800-S2	99
MA7CAP1200S-S1-KIT	45	MB1LKN0900	207	MB4FSR-B10.3	188,198,	MB7CKN0800-S2-KIT	99
MA7CAP1200S-S2-KIT	45	MB1LKN0900*	111		208,217,188,	MB7CKN0800-S3	99
MA7CAP1200S-S3-KIT	45	MB1LKNNG36	217		198,208,217	MB7CKN0800-S3-KIT	99
MA7CAP1600-S1	61	MB1LLN0600	187	MB4FSR-B14.5	188,198,	MB7CKN0900-S1	111
MA7CAP1600-S2	61	MB1LLN0600*	87		208,217,188,	MB7CKN0900-S1-KIT	111
MA7CAP1600-S3	61	MB1LLN0600-KIT	87,187		198,208,217	MB7CKN0900-S2	111
MA7CAP1700-S1	77	MB1LLN0800	99,197	MB5CKN0600-S1	81	MB7CKN0900-S2-KIT	111
MA7CAP1700-S1-KIT	77	MB1LLN0800-KIT	99,197	MB5CKN0600-S1-KIT	81	MB7CKN0900-S3	111
MA7CAP1700-S2	77	MB1LLN0900	111,207	MB5CKN0600-S2	81	MB7CKN0900-S3-KIT	111
MA7CAP1700-S2-KIT	77	MB1LLN0900-KIT	111,207	MB5CKN0600-S2-KIT	81	MB7JJN0600-S1	87
MA7CAP1700-S3	77	MB1LLNNG36	217	MB5CKN0600-S3	81	MB7JJN0600-S2	87
MA7CAP1700-S3-KIT	77	MB1LLNNG36-KIT	217	MB5CKN0600-S3-KIT	81	MB7JJN0600-S3	87
MA7CAP1700S-S1-KIT	77	MB1RJNNG36	217	MB5CKN0800-S1	93	MB7JJN0800-S1	99
MA7CAP1700S-S2-KIT	77	MB1WSN8H00	117	MB5CKN0800-S1-KIT	93	MB7JJN0800-S2	99
MA7CAP1700S-S3-KIT	77	MB1YSN8H00	117	MB5CKN0800-S2	93	MB7JJN0800-S3	99
MA7RAE1201	45,130	MB2CKN0600	187	MB5CKN0800-S2-KIT	93	MB7JJN0900-S1	111
MA7RAE1202	45,130	MB2CKN0800	197	MB5CKN0800-S3	93	MB7JJN0900-S2	111
MA7RAE1601	61,147	MB2CKN0900	207	MB5CKN0800-S3-KIT	93	MB7JJN0900-S3	111
MA7RAE1602	61,147	MB2CKNNG36	217	MB5CKN0900-S1	105	MB7RJN0601	87,187
MA7RAE1701	77,166	MB2GJN0600	187	MB5CKN0900-S1-KIT	105	MB7RJN0602	87,187
MA7RAE1702	77,166	MB2GJN0800	197	MB5CKN0900-S2	105	MB7RJN0801	99,197
MA7RAE1901	181	MB2GJN0900	207	MB5CKN0900-S2-KIT	105	MB7RJN0802	99,197
MA7RAE1902	181	MB2GJNNG36	217	MB5CKN0900-S3	105	MB7RJN0901	111,207
MA7RAP1201	37,122	MB2JJN0600	187	MB5CKN0900-S3-KIT	105	MB7RJN0902	111,207
MA7RAP1202	37,122	MB2JJN0800	197	MB5JJN0600-S1	81	MC1CJN0600	228
MA7RAP1601	53,139	MB2JJN0900	207	MB5JJN0600-S2	81	MC1CJN0800	236
MA7RAP1602	53,139	MB2JJNNG36	217	MB5JJN0600-S3	81	MC1JJN0600	228
MA7RAP1701	69,156	MB2LKN0600	81,187	MB5JJN0800-S1	93	MC1JJN0800	236
MA7RAP1702	69,156	MB2LKN0800	93,197	MB5JJN0800-S2	93	MC1LKN0600	228
MA7RAP1901	175	MB2LKN0900	105,207	MB5JJN0800-S3	93	MC1LKN0800	236

Appendix

Part Number Index

MC1NJN0600.....	228		
MC1NJN0800.....	236		
MC2JJN0600.....	224		
MC2JJN0800.....	232		
MC2LKN0600.....	224		
MC2LKN0800.....	232		
MC2NJN0600.....	224		
MC2NJN0800.....	232		
MC2UPN0600.....	224		
MC2UPN0800.....	232		
MC3CG-S1.....	224,228, 232,236		
MC3CG-S2.....	224,228, 232,236		
MC3CG-S3.....	224,228, 232,236		
MC3CG-S4.....	224,228, 232,236		
MC3CG-S5.....	224,228, 232,236		
MC3CG-S6.....	224,228, 232,236		
MC3CG-S7.....	224,228, 232,236		
MC4FSR-C18.5*.....	224,228, 232,236		
MFX-3961.....	227,231, 235,239		
P30737-S1.....	155		
P30737-S2.....	155		
P30737-S3.....	155		
P30738-S1.....	165		
P30738-S2.....	165		
P30738-S3.....	165		
P30739-S1.....	121		
P30739-S2.....	121		
P30739-S3.....	121		
P30740-S1.....	129		
P30740-S2.....	129		
P30740-S3.....	129		
P30741-S1.....	139		
P30741-S2.....	139		
P30741-S3.....	139		
P30742-S1.....	147		
P30742-S2.....	147		
P30742-S3.....	147		
P30743-S1.....	207		
P30743-S2.....	207		
P30743-S3.....	207		
P30744-S1.....	197		
P30744-S2.....	197		
P30744-S3.....	197		
P30745-S1.....	187		
P30745-S2.....	187		
P30745-S3.....	187		
SC000030.....	35,39,43,47, 51,55,59,63,67, 71,75,79,127,136, 145,153,162,172, 204,214,222		
SC000035.....	35,39,43,47, 51,55,59,63,67, 71,75,79,127,136, 145,153,162,172, 204,214,222		
SC000036.....	84,90,96,102, 108,114,194, 204,214,222		
SC000036-12.....	222		
SC000044.....	35,39,43,47, 51,55,59,63,67, 71,75,79,127,136, 145,153,162,172, 204,214,222		
SC000045.....	194,204, 214,222		
SC000146.....	35,39,43,47, 51,55,59,63,67, 71,75,79,127,136, 145,153,162,172, 204,214,222		
SC000259.....	96,102,108, 114,119,204,214		
SC000260.....	84,90,96,102, 108,114,119, 194,204,214		
SC000261.....	96,102,108, 114,119,204,214		
SC000262.....	96,102,108, 114,119,204,214		
SC000263.....	119		
SC000264.....	119		
SC000325.....	179,185		
SC000326.....	179,185		
SC000337.....	179,185		
SC000338.....	179,185		
SC000385.....	96,102,108, 114,119,204,214		
SC000386.....	96,102,108, 114,119,204,214		
SK2-2.....	35,39,43,47,51, 55,59,63,67,71,75, 79,97,103,109,115, 119,127,137,145, 153,163,173,179, 185,205,215,223		
UH2-5.....	35,39,43,47,51, 55,59,63,67,71,75, 79,85,91,97,103, 109,115,119,127, 137,145,153,163, 173,179,185,195, 205,215,223,227, 231,235,239		
WA22.....	35,39,43,47,51,55, 59,63,67,71,75,79, 97,103,109,115, 119,127,137,145, 153,163,173,179, 185,205,215,223		
WA23.....	119,227, 231,235,239		
WA23-101DA.....	119,227, 231,235,239		
WA27F.....	35,39,43,47,51, 55,59,63,67,71,75, 79,85,91,97,103, 109,115,119,127, 137,145,153,163, 173,179,185,195, 205,215,223,227, 231,235,239		

www.amphenol-sine.com

USA

Amphenol Sine Systems
44724 Morley Drive
Clinton Township, MI 48036
Toll-Free: 1-800-394-7732
Fax: 1-586-465-1216
Email: csr@amphenol-sine.com
www.amphenol-sine.com

Germany

Amphenol Tuchel GmbH
August-Haeusser-Strasse 10
Heilbronn, 74080
Germany
Phone: 49(0)-7131-929-0
Fax: 49(0)-7131-929-486
Email: info@amphenol.de
www.amphenol.de

China

Amphenol Sine Systems
Building 21, 1st Liao Keng Industrial Zone,
Shi Yan Street, Bao An District, Shenzhen,
China 518180
Tel: 86-755-8173-8000 ext. 8098
Fax: 86-755-8173-8180
www.amphenol-sine.com.cn

USA

Amphenol Corporation
Corporate Headquarters
358 Hall Ave
Wallingford Ct 06492
Phone: (877) 267-4366
www.amphenol.com

United Kingdom

Amphenol LIMITED
Thanet Way, Whitstable
Kent CT5 3JF, United Kingdom
Phone: 44-1-227-773200
Fax: 44-1-227-276571
www.amphenol.co.uk

India

**Amphenol INTERCONNECT INDIA
PRIVATE LTD**
105 Bhosari Industrial Area
Pune 411 026, India
Phone: +91 20 67360304
Fax: +91 20 67360321
www.amphenol-in.com

Mexico

Prolongacion Reforma 61-6 B2
Col. Paseo de las Lomas
C.P. 01330 Mexico DF, Mexico
Phone: 52-55-5258-9984
Fax: 52-55-5081-6890
Email: info@amphenolmexico.com
www.amphenolmexico.com

Australia

Amphenol AUSTRALIA PTY LIMITED
2 Fiveways Blvd., Keysborough
Melbourne, Victoria 3173 Australia
Phone: 613-8796-8888
Fax: 613-8796-8801
www.amphenol.com.au

Korea

Amphenol DAESHIN
558. Songnae-2 Dong. SoSa-Gu
Bucheon City, Gyeonggi-do,
Korea 422-818
Phone: 81-32-610-3800
Fax: 81-32-673-2507
Email: info@amphenol.co.kr
www.amphenol.co.kr

Argentina

Amphenol ARGENTINA
Avenida Callao 930
2nd floor Office B Plaza
C1023AAP Buenos Aires, Argentina
Phone: 54-11-4815-6886
Fax: 54-11-4814-5779
Email: info@amphenol.com.ar
amphenol.com.ar

Turkey

Amphenol International Ltd Turkey
Sun Plaza Kat. 15
Maslak Mah. Bilim Sok. No. 5
34398 Sisli / Istanbul – Turkey
Tel: + 90 212 367.92.20
Fax: + 90 212 367.92.21
www.amphenol.com.tr

Japan

Amphenol JAPAN
471-1, Deba, Ritto-city
shiga 520-3041, Japan
Phone: 81-77-553-8501
Fax: 81-77-551-2200
www.amphenol.co.jp

Brazil

Amphenol do Brasil Ltda
Rua Diogo Moreira, 132
20 Andar, Rooms 2001-2-3
CEP 05423-101
Sao Paulo- SP, Brazil
Phone: 55-11-3815-1003
Fax: 55-11-3815-1629
www.amphenol.com.br

South Africa

**Amphenol International
Ltd South Africa**
30 Impala Road
2196 Sandton, Chislehurst
South Africa
Phone: 27-11-783-9517
Fax: 27-11-783-9519
Email: sales@amphenolafrica.com
www.amphenol.com.za

Russia

Amphenol RUSSIA
8 Yaroslavskaja Street
129164 Moscow, Russia
Phone: 7495-937-6341
Fax: 7495-937-6319
www.amphenol.ru

France

Amphenol SOCAPEX
948, Promenade de l'Arve - BP 29
74311 Thyez CEDEX, France
Phone: 33(0)4-50-89-28-40
Fax: 33(0)4-50-96-29-75
www.amphenol-socapex.com