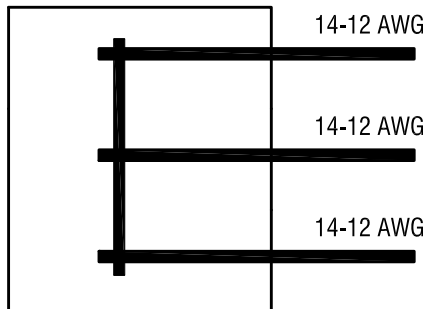
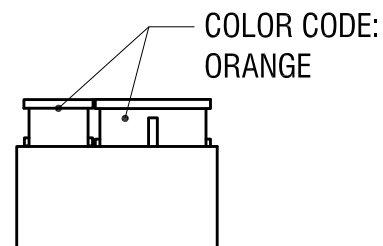
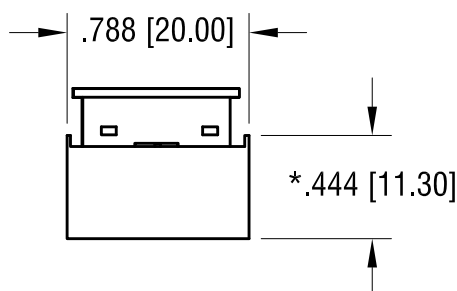
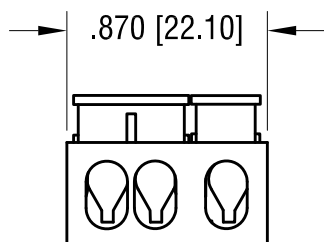
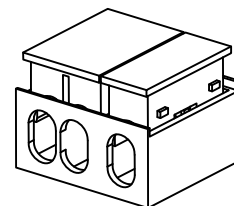


SCHEMATIC



THIS DOCUMENT IS THE PROPERTY OF
KEYSTONE ELECTRONICS CORP. AND
SHALL NOT BE REPRODUCED, DISTRIBUTED
OR USED AS A BASIS FOR MANUFACTURE
WITHOUT PRIOR WRITTEN PERMISSION
FROM KEYSTONE ELECTRONICS CORP.

ACTUAL SIZE:



NOTE:

1. INSULATION: MAT'L- POLYCARBONATE, LEXAN UL 94V-0
2. CONTACT: MAT'L- COPPER ALLOY
FINISH- TIN PLATE, OVER NICKEL PLATE
3. FOR WIRE: SOLID WIRE
WIRE SIZE: 14 AWG MIN. - 12 AWG MAX.
4. RATED VOLTAGE 277V
RATED CURRENT: 20A

* HEIGHT OF CLOSED CONNECTOR

KEYSTONE ELECTRONICS CORP.

www.keyelco.com • ASTORIA, N.Y. 11105-2017 • Tel (718) 956-8900

PART NAME

ONE WAY, THREE (3) PIN, i WIRE CONNECTOR

MATERIAL

AS NOTED

FINISH

AS NOTED

DRN BY

NT

DATE

9.08.16

APP'D

LN

SCALE

1.2X

TOLERANCES

INCH

[MM]

DECIMAL

$\pm .010$ [± 0.25]

ANGULAR

$\pm 1^\circ$

UNLESS OTHERWISE SPECIFIED

CODE

DWG NO.

C

8375

DATE

DESCRIPTION

REV.