

## Solenoid driver - MACX MCR-EX-SL-SD-21-25-LFD-SP - 2905674

Please be informed that the data shown in this PDF Document is generated from our Online Catalog. Please find the complete data in the user's documentation. Our General Terms of Use for Downloads are valid (<http://phoenixcontact.com/download>)



Ex i solenoid driver for controlling Ex i solenoid valves in hazardous areas, logic input, off-load voltage 21.1 V, current limitation at 25.1 mA, line fault transparency, error message output, up to SIL 3 according to IEC 61508; Push-in connection.


### Your advantages

- ✓ Input: logic
- ✓ Output: intrinsically safe [Ex ia]; off-load voltage > 21.1 V DC; current limitation > 25.1 mA
- ✓ Line fault detection (can be enabled/disabled), via the signal circuit or via a separate error message output
- ✓ Transparent for test pulses
- ✓ Up to SIL 3 according to IEC/EN 61508
- ✓ Safe electrical isolation between output, input, supply, and error message output
- ✓ Power supply and error indication possible via DIN rail connector
- ✓ Plug-in connection terminals, push-in connection technology
- ✓ Installation in zone 2 permitted
- ✓ Housing width: 12.5 mm

**RoHS**

COMPLIANT

### Key Commercial Data

Packing unit	1 pc
GTIN	
GTIN	4046356985345
Weight per Piece (excluding packing)	100.000 g
Custom tariff number	85437090
Country of origin	Germany
Note	Made to Order (non-returnable)

### Technical data

#### Note

Utilization restriction	EMC: class A product, see manufacturer's declaration in the download area
-------------------------	---

#### Dimensions

# Solenoid driver - MACX MCR-EX-SL-SD-21-25-LFD-SP - 2905674

## Technical data

### Dimensions

Width	12.5 mm
Height	116.8 mm
Depth	113.7 mm

### Ambient conditions

Ambient temperature (operation)	-20 °C ... 60 °C (Any mounting position)
Ambient temperature (storage/transport)	-40 °C ... 80 °C
Maximum altitude	≤ 2000 m
Permissible humidity (operation)	10 % ... 95 % (non-condensing)
Degree of protection	IP20 (not assessed by UL)
Noise immunity	EN 61000-6-2 When being exposed to interference, there may be minimal deviations.

### Input data

Signal input	Signal input
--------------	--------------

### Output data

Output characteristic curve: Output resistor	≥ 641 Ω (Internal resistance R <sub>i</sub> )
Response time	< 30 ms

### Power supply

Nominal supply voltage	24 V DC
Supply voltage range	19.2 V DC ... 30 V DC (24 V DC -20%...+25%)
Power dissipation	< 0.8 W

### Connection data

Connection method	Push-in connection
Stripping length	8 mm
Conductor cross section solid	0.2 mm² ... 1.5 mm²
Conductor cross section flexible	0.2 mm² ... 1.5 mm²
Conductor cross section AWG	24 ... 16

### Connection data 2

Connection name	Test socket
Max. diameter	2.3 mm

### General

Status display	Green LED (supply voltage)
	LED yellow (switching state)
	Red LED (line errors)
Degree of pollution	2
Overvoltage category	II
Electromagnetic compatibility	Conformance with EMC directive
Interference emission	EN 61000-6-4
Housing material	PA 6.6-FR

# Solenoid driver - MACX MCR-EX-SL-SD-21-25-LFD-SP - 2905674

## Technical data

### General

Color	gray
Designation	Output/input, error message output
Electrical isolation	375 V (Peak value in accordance with EN 60079-11)
	300 V <sub>rms</sub> (Rated insulation voltage (overvoltage category II; degree of pollution 2, safe isolation as per EN 61010-1))
	2.5 kV (50 Hz, 1 min., test voltage)
Designation	Output/supply, DIN rail connector
Electrical isolation	375 V (Peak value in accordance with EN 60079-11)
	300 V <sub>rms</sub> (Rated insulation voltage (overvoltage category II; degree of pollution 2, safe isolation as per EN 61010-1))
	2.5 kV (50 Hz, 1 min., test voltage)
Designation	Input/error message output/supply
Electrical isolation	1.5 kV (50 Hz, 1 min., test voltage)
Conformance	CE-compliant, additionally EN 61326
ATEX	# II (1) G [Ex ia Ga] IIC
	# II (1) D [Ex ia Da] IIIC
	# II 3(1) G Ex nA [ia Ga] IIC T4 Gc X
IECEX	[Ex ia Ga] IIC
	[Ex ia Da] IIIC
	Ex nA [ia Ga] IIC T4 Gc
UL, USA/Canada	UL 61010 Listed
SIL	3

### Safety data

Max. internal inductance L <sub>i</sub>	negligible
Max. internal capacitance C <sub>i</sub>	11 nF
Max. output voltage U <sub>o</sub>	23.98 V
Max. output current I <sub>o</sub>	37.4 mA
Max. output power P <sub>o</sub>	224 mW
Group	IIC
Max. external inductivity L <sub>o</sub>	22 mH
Max. external capacitance C <sub>o</sub>	110 nF
Group	IIB
Max. external inductivity L <sub>o</sub>	100 mH
Max. external capacitance C <sub>o</sub>	910 nF
Group	IIA
Max. external inductivity L <sub>o</sub>	200 mH
Max. external capacitance C <sub>o</sub>	3330 nF
Safety-related maximum voltage U <sub>m</sub>	253 V AC/DC

### Standards and Regulations

Electromagnetic compatibility	Conformance with EMC directive
-------------------------------	--------------------------------

## Solenoid driver - MACX MCR-EX-SL-SD-21-25-LFD-SP - 2905674

### Technical data

#### Standards and Regulations

Noise emission	EN 61000-6-4
Conformance	CE-compliant, additionally EN 61326
ATEX	# II (1) G [Ex ia Ga] IIC
	# II (1) D [Ex ia Da] IIIC
	# II 3(1) G Ex nA [ia Ga] IIC T4 Gc X
IECEX	[Ex ia Ga] IIC
	[Ex ia Da] IIIC
	Ex nA [ia Ga] IIC T4 Gc
UL, USA/Canada	UL 61010 Listed
DNV GL-Temperature	B
DNV GL-Humidity	B
DNV GL-Vibration	A
DNV GL-EMC	A
DNV GL-Enclosure	Required protection according to the Rules shall be provided upon installation on board
Group	IIC
	IIB
	IIA

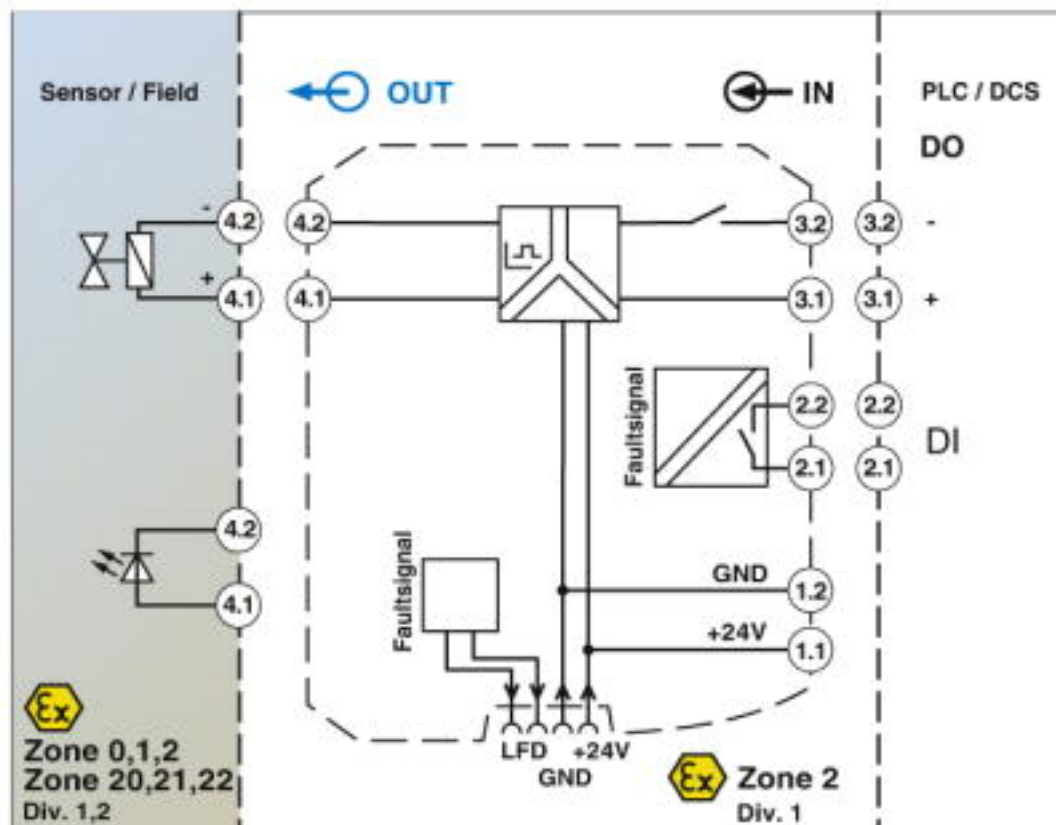
#### Environmental Product Compliance

REACH SVHC	Lead 7439-92-1
China RoHS	Environmentally Friendly Use Period = 50
	For details about hazardous substances go to tab "Downloads", Category "Manufacturer's declaration"

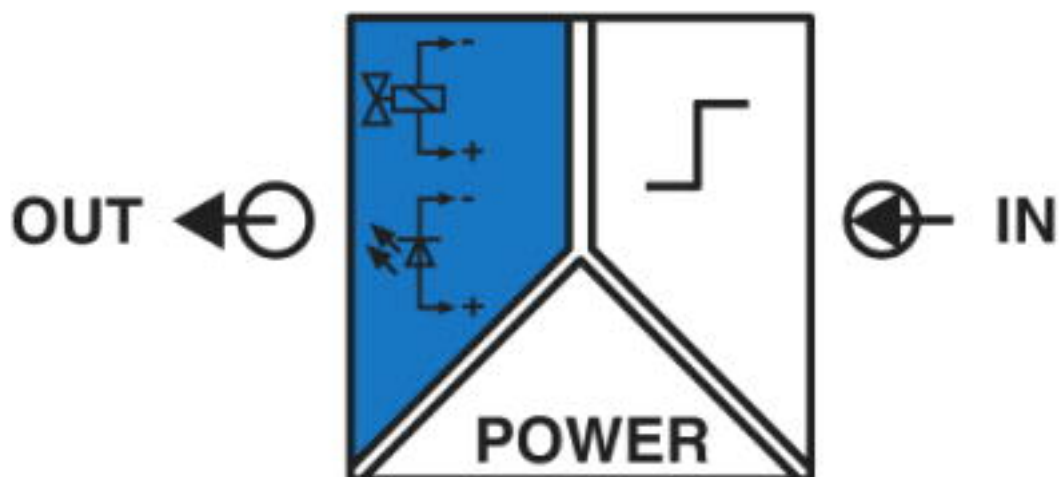
### Drawings

## Solenoid driver - MACX MCR-EX-SL-SD-21-25-LFD-SP - 2905674

Block diagram



Pictogram



### Classifications

eCl@ss

eCl@ss 4.0	27210100
------------	----------

## Solenoid driver - MACX MCR-EX-SL-SD-21-25-LFD-SP - 2905674

### Classifications

#### eCl@ss

eCl@ss 4.1	27210100
eCl@ss 5.0	27210100
eCl@ss 5.1	27210100
eCl@ss 6.0	27243100
eCl@ss 7.0	27243101
eCl@ss 8.0	27243101
eCl@ss 9.0	27243101

#### ETIM

ETIM 5.0	EC002538
ETIM 6.0	EC002538
ETIM 7.0	EC002538

#### UNSPSC

UNSPSC 13.2	32151802
UNSPSC 18.0	32151802
UNSPSC 19.0	32151802
UNSPSC 20.0	32151802
UNSPSC 21.0	32151802

### Approvals

#### Approvals

#### Approvals


Functional Safety / EAC / DNV GL

#### Ex Approvals

IECEX / ATEX

#### Approval details

Functional Safety	BVS Pb 11/13
-------------------	--------------

EAC		RU C- DE.A*30.B.01082
-----	---	--------------------------

DNV GL		<a href="https://approvalfinder.dnvgl.com/">https://approvalfinder.dnvgl.com/</a>	TAA000020C
--------	---	---	------------

## Solenoid driver - MACX MCR-EX-SL-SD-21-25-LFD-SP - 2905674

### Accessories

#### Accessories

#### Device marking

##### Plastic label - UC-EMLP (11X9) - 0819291



Plastic label, Sheet, white, unlabeled, can be labeled with: BLUEMARK ID COLOR, BLUEMARK ID, BLUEMARK CLED, PLOTMARK, CMS-P1-PLOTTER, mounting type: adhesive, lettering field size: 11 x 9 mm, Number of individual labels: 10

---

##### Plastic label - UC-EMLP (11X9) YE - 0822602



Plastic label, Sheet, yellow, unlabeled, can be labeled with: BLUEMARK ID COLOR, BLUEMARK ID, BLUEMARK CLED, PLOTMARK, CMS-P1-PLOTTER, mounting type: adhesive, lettering field size: 11 x 9 mm, Number of individual labels: 10

---

##### Plastic label - UC-EMLP (11X9) SR - 0828094



Plastic label, Sheet, silver, unlabeled, can be labeled with: BLUEMARK ID COLOR, BLUEMARK ID, BLUEMARK CLED, PLOTMARK, CMS-P1-PLOTTER, mounting type: adhesive, lettering field size: 11 x 9 mm, Number of individual labels: 10

---

##### Plastic label - US-EMLP (11X9) - 0828789



Plastic label, Card, white, unlabeled, can be labeled with: BLUEMARK ID COLOR, BLUEMARK ID, THERMOMARK PRIME, THERMOMARK CARD 2.0, THERMOMARK CARD, mounting type: adhesive, lettering field size: 11 x 9 mm, Number of individual labels: 135

---

##### Plastic label - US-EMLP (11X9) YE - 0828871



Plastic label, Card, yellow, unlabeled, can be labeled with: BLUEMARK ID COLOR, BLUEMARK ID, THERMOMARK PRIME, THERMOMARK CARD 2.0, THERMOMARK CARD, mounting type: adhesive, lettering field size: 11 x 9 mm, Number of individual labels: 135

## Solenoid driver - MACX MCR-EX-SL-SD-21-25-LFD-SP - 2905674

### Accessories

#### Plastic label - US-EMLP (11X9) SR - 0828872



Plastic label, Card, silver, unlabeled, can be labeled with: BLUEMARK ID COLOR, BLUEMARK ID, THERMOMARK PRIME, THERMOMARK CARD 2.0, THERMOMARK CARD, mounting type: adhesive, lettering field size: 11 x 9 mm, Number of individual labels: 135

---

#### Device marker - LS-EMLP (11X9) WH - 0831678



Device marker, Sheet, white, unlabeled, can be labeled with: TOPMARK NEO, TOPMARK LASER, mounting type: adhesive, lettering field size: 11 x 9 mm, Number of individual labels: 255

---

#### Device marker - LS-EMLP (11X9) YE - 0831732



Device marker, Sheet, yellow, unlabeled, can be labeled with: TOPMARK NEO, TOPMARK LASER, mounting type: adhesive, lettering field size: 11 x 9 mm, Number of individual labels: 255

---

#### Device marker - LS-EMLP (11X9) SR - 0831705



Device marker, Sheet, silver, unlabeled, can be labeled with: TOPMARK NEO, TOPMARK LASER, mounting type: adhesive, lettering field size: 11 x 9 mm, Number of individual labels: 255

---

### DIN rail connector

#### DIN rail bus connectors - ME 6,2 TBUS-2 1,5/5-ST-3,81 GN - 2869728



DIN rail connector for DIN rail mounting. Universal for TBUS housing. Gold-plated contacts, 5-pos.

---

### Insulating sleeve



## Solenoid driver - MACX MCR-EX-SL-SD-21-25-LFD-SP - 2905674

### Accessories

Insulating sleeve - MPS-IH BK - 0201731

Insulating sleeve, color: black



---

Insulating sleeve - MPS-IH GY - 0201728

Insulating sleeve, color: gray



---

Insulating sleeve - MPS-IH GN - 0201702

Insulating sleeve, color: green



---

Insulating sleeve - MPS-IH YE - 0201692

Insulating sleeve, color: yellow



---

Insulating sleeve - MPS-IH BU - 0201689

Insulating sleeve, color: blue



## Solenoid driver - MACX MCR-EX-SL-SD-21-25-LFD-SP - 2905674

### Accessories

Insulating sleeve - MPS-IH RD - 0201676

Insulating sleeve, color: red



---

Insulating sleeve - MPS-IH WH - 0201663

Insulating sleeve, color: white



---

### Labeled device marker

Plastic label - UC-EMLP (11X9) CUS - 0824547



Plastic label, can be ordered: by sheet, white, labeled according to customer specifications, mounting type: adhesive, lettering field size: 11 x 9 mm

---

Plastic label - UC-EMLP (11X9) YE CUS - 0824548



Plastic label, can be ordered: by sheet, yellow, labeled according to customer specifications, mounting type: adhesive, lettering field size: 11 x 9 mm

---

Plastic label - UC-EMLP (11X9) SR CUS - 0828098



Plastic label, can be ordered: by sheet, silver, labeled according to customer specifications, mounting type: adhesive, lettering field size: 11 x 9 mm, Number of individual labels: 10

---

### Module carrier

## Solenoid driver - MACX MCR-EX-SL-SD-21-25-LFD-SP - 2905674

### Accessories

Module carrier - TC-D37SUB-ADIO16-EX-P-UNI - 2924854



Universal termination carrier for connecting 16 MACX Analog Ex i signal conditioners to digital or analog I/O cards, via D-SUB connector, 37-pos. (1:1 connection)

Module carrier - TC-D37SUB-AIO16-EX-PS-UNI - 2902932



Universal termination carrier for connecting 16 MACX Analog Ex i signal conditioners to digital or analog I/O cards, via D-SUB connector, 37-pos. (1:1 connection), with HART multiplexer connection

### Power module

Power and error message module - MACX MCR-PTB - 2865625



Power and fault signaling module with screw connection, including corresponding ME 17,5 TBUS 1,5/ 5-ST-3,81 GY DIN rail connector

Power and error message module - MACX MCR-PTB-SP - 2924184



Power and fault signaling module with Push-in connection, including corresponding ME 17,5 TBUS 1,5/ 5-ST-3,81 GY DIN rail connector

### Test plug terminal block

Test plugs - MPS-MT - 0201744



Test plugs, with solder connection up to 1 mm<sup>2</sup> conductor cross section, color: gray