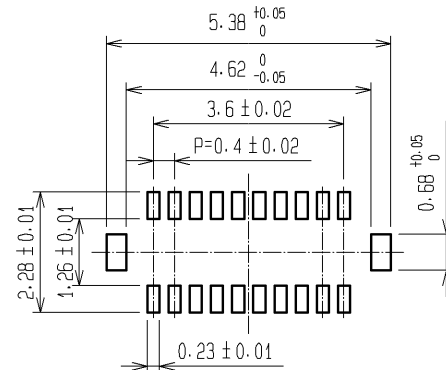
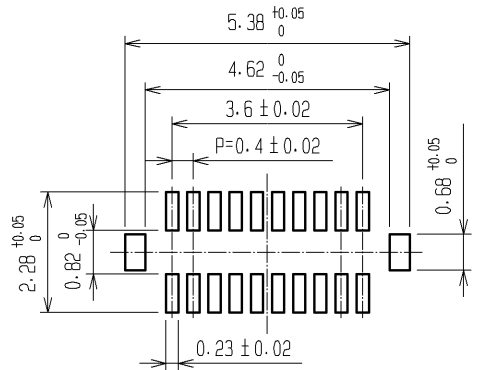


RECOMMENDED METAL MASK
OPENING PATTERN




RECOMMENDED SOLDER PASTE THICKNESS: 120μm

RECOMMENDED PATTERN



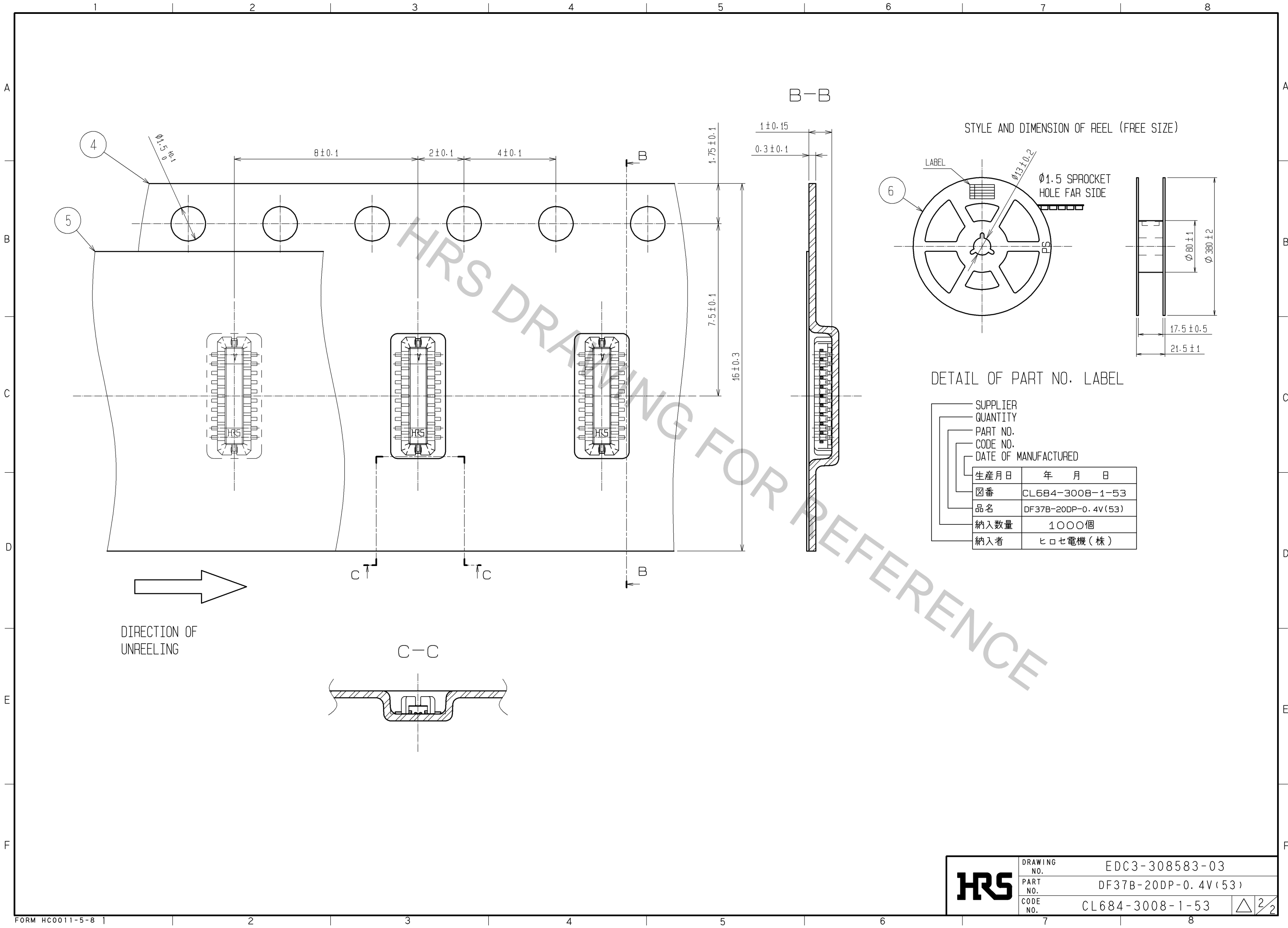
ENGAGEMENT FIGURE



- NOTE 1. ALL LEADS CO-PLANARITY SHALL BE 0.1 MAX.
2. PER REEL : 1000 CONNECTORS.
3. AT THE BEGINNING OF THE REEL, 100 mm AT MIN SHALL BE EMPTY POCKETS.
AT THE END OF THE REEL, 160 mm AT MIN SHALL BE EMPTY.
4. CONTACT PLATING SPECIFICATIONS.
CONTACT AREA : GOLD 0.05μm MIN.
SMT LEAD : GOLD 0.05μm MIN.
UNDERPLATING : NICKEL 1μm MIN.
(SURFACE : SEALING)
5. METAL HOLD DOWN PLATING SPECIFICATIONS.
MOUNTING AREA: GOLD 0.05μm MIN.
UNDERPLATING : NICKEL 1μm MIN.
6. PEEL FORCE OF COVER TAPE REFERS TO JIS C 0806.

3	PHOSPHOR BRONZE		6	PS	PLASTIC REEL (BLACK)				
2	PHOSPHOR BRONZE		5	POLYESTER	CLEAR(COVER TAPE)				
1	LCP	UL94V-0. BLACK	4	PS	CLEAR(EMBOSSED CARRIER TAPE)				
NO.	MATERIAL	FINISH , REMARKS		NO.	MATERIAL	FINISH , REMARKS			
UNITS mm		SCALE FREE		COUNT	DESCRIPTION OF REVISIONS		DESIGNED	CHECKED	DATE
HIROSE ELECTRIC CO., LTD.		APPROVED :KH. IKEDA		09.01.07	DRAWING NO.		EDC3-308583-03		
		CHECED :TS. MIYAZAKI		09.01.07	PART NO.		DF37B-20DP-0.4V(53)		
		DESIGNED :RT. SHIMIZU		09.01.07	CODE NO.		CL684-3008-1-53		
		DRAWN :AK. AOYAGI		09.01.06			1/2		

Oct.1.2018 Copyright 2018 HIROSE ELECTRIC CO., LTD. All Rights Reserved.
In case that the application demands a high level of reliability, such as automotive,
please contact a company representative for further information.



HRS	DRAWING NO.	EDC3-308583-03
	PART NO.	DF37B-20DP-0.4V(53)
	CODE NO.	CL684-3008-1-53
		2/2