



Main

| | |
|---------------------------|--|
| Range of product | OsiSense XM |
| Product or component type | Electronic pressure sensors |
| Pressure sensor type | Pressure transmitter |
| Pressure sensor name | XMLP |
| Electrical circuit type | Control circuit |
| Pressure sensor size | 600 psi |
| Local display | Without |
| Controlled fluid | Fresh water 0...135 °C Air -40...135 °C Hydraulic oil -40...135 °C Gas -40...135 °C Refrigeration fluid -40...135 °C |
| Fluid connection type | 1/4" - 18 NPT (male) |
| Electrical connection | 1 male connector Packard Metripack 150 3 pins |
| [Us] rated supply voltage | 5 V DC SELV, voltage limits: 4.5...5.5 V |
| Current consumption | < 7 mA |
| Type of output signal | Analogue |
| Analogue output function | 0.5...4.5 V, 3-wire |
| Quantity per set | Set of 1 |
| Type of packing | Individual |

Complementary


| | |
|---|---------------------------|
| Pressure setting range | 0...600 psi |
| Maximum permissible accidental pressure | 1800 psi |
| Destruction pressure | 3600 psi |
| Materials in contact with fluid | Stainless steel AISI 316L |
| Operating position | Any position |
| Protection type | Load short-circuit |

| | |
|--|---|
| | Reverse polarity |
| Electromagnetic compatibility | 1.2/50 μ s shock waves immunity test conforming to EN/IEC 61000-4-5 - test level 1 kV (f = 42 Ohm) Immunity to magnetic fields conforming to EN/IEC 61000-4-8 - test level 100 A/m (f = 50 Hz) Susceptibility to electromagnetic fields conforming to EN/IEC 61000-4-3 - test level 10 V/m (f = 80...3000 MHz) Radiated RF fields conforming to EN/IEC 61000-4-6 - test level 10 V (f = 0.01...80 MHz) Electrical fast transient/burst immunity test conforming to EN/IEC 61000-4-4 - test level 2 kV Electrostatic discharge immunity test conforming to EN/IEC 61000-4-2 - test level 8 kV air, 4 kV contact |
| [Uimp] rated impulse withstand voltage | 0.5 kV |
| Response time on output | ≤ 2 ms for 10...90 % of full scale |
| Measurement accuracy | ± 0.5 % of the measuring range |
| Resolution | 0.1 % of the measuring range |
| Drift of the sensitivity | ± 0.02 % of measuring range/ $^{\circ}$ K |
| Drift of the zero point | ± 0.02 % of measuring range/ $^{\circ}$ K |
| Mechanical durability | ≥ 10000000 cycles |
| Product weight | 0.09 kg |
| Diameter | 26 mm |
| Length | 55 mm |

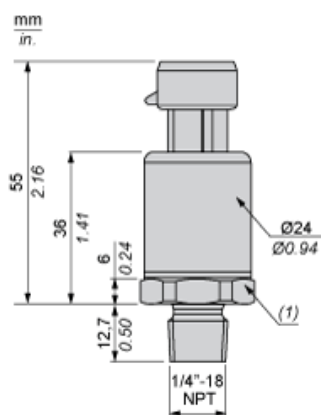
Environment

| | |
|---------------------------------------|--|
| Standards | NSF ANSI 61 EN/IEC 61326-2-3 |
| Product certifications | CE EAC cULus RCM |
| Protective treatment | TC |
| Ambient air temperature for operation | -30...85 $^{\circ}$ C |
| Ambient air temperature for storage | -50...100 $^{\circ}$ C |
| Vibration resistance | 20 gn (f = 15...2000 Hz) conforming to EN/IEC 60068-2-6 |
| Shock resistance | 100 gn for 11 ms conforming to EN/IEC 60068-2-27 |
| IP degree of protection | IP65 conforming to EN/IEC 60529 IP67 conforming to EN/IEC 60529 |

Offer Sustainability

| | |
|----------------------------------|---|
| Sustainable offer status | Green Premium product |
| RoHS (date code: YYWW) | Compliant  Schneider Electric declaration of conformity |
| REACH | Reference not containing SVHC above the threshold Reference not containing SVHC above the threshold |
| Product environmental profile | Available |
| Product end of life instructions | Need no specific recycling operations |

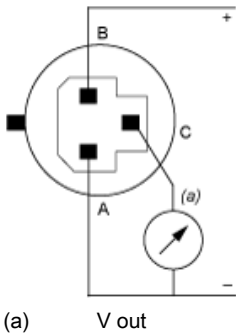
Dimensions



(1) SW24 tightening torque ≤ 25 N.m / 221 lb-in

Wiring Diagram

3-Wire Technique (0.5 – 4.5 V)



Curves

