

NO: PMS - 016
DATE: March 2017

PRODUCT: EE-SX1109 – Photomicrosensor (Transmissive)
TYPE: DISCONTINUATION – Streamline Product Offering

EE-SX1109 Photomicrosensor – DISCONTINUATION Replaced By New Product Model

In an effort to streamline our product offering and with the release of new SMT model series, OMRON will discontinue both EE-SX1109 (-1) Photomicrosensor models in February 2018. The suggested replacement will be our EE-SX1330 Photomicrosensor model and it became available December 2016. Despite slight differences, the EE-SX1330 can be considered to be a functional equivalent. Please carefully read through this notification and note the differences. The following details will fully explain the discontinuation and replacement considerations; should you have any additional questions, however, please communicate with the Photomicrosensor Product Specialist.

LAST Order date (Last Time Buy Date)

February 28, 2018

All orders entered by the LTB date will be shipped by the factory by the end of:

June, 2018

Product Discontinuation



Photomicrosensor (Transmissive)

Model EE-SX1109

Model EE-SX1109-1



Suggested Replacement

Photomicrosensor (Transmissive)

Model EE-SX1330

Model EE-SX1330

Differences from discontinued product:

Suggested Replacement Model	Body Color	Dimensions	Wire connection	Mounting Dimensions	Characteristics	Operation ratings	Operation methods
EE-SX1330	**	**	**	*	*	*	**



**** : Compatible**

*** : The change is little/Almost compatible**

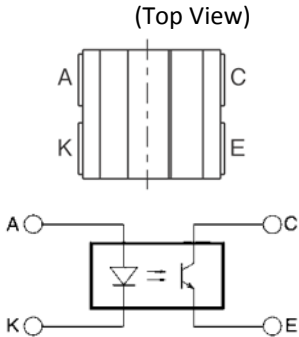
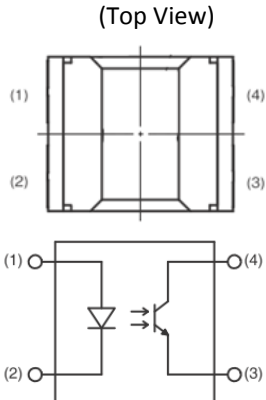
-- : Not compatible

- : No corresponding specification

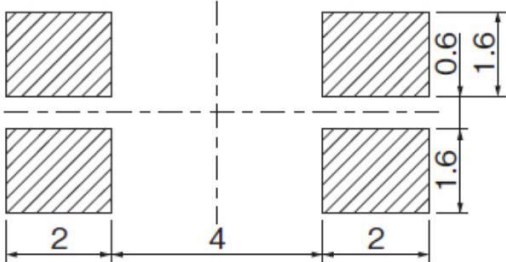
Body Color:

Discontinued Model EE-SX1109 (-1)	Suggested Replacement Model EE-SX1330
Black 	Black 

Wire Connection:

Discontinued Model EE-SX1109 (-1)	Suggested Replacement Model EE-SX1330																				
Wire connection  <table><thead><tr><th>Terminal No.</th><th>Name</th></tr></thead><tbody><tr><td>A</td><td>Anode</td></tr><tr><td>K</td><td>Cathode</td></tr><tr><td>C</td><td>Collector</td></tr><tr><td>E</td><td>Emitter</td></tr></tbody></table>	Terminal No.	Name	A	Anode	K	Cathode	C	Collector	E	Emitter	Wire connection  <table><thead><tr><th>Terminal No.</th><th>Name</th></tr></thead><tbody><tr><td>(1)</td><td>Anode</td></tr><tr><td>(2)</td><td>Cathode</td></tr><tr><td>(3)</td><td>Emitter</td></tr><tr><td>(4)</td><td>Collector</td></tr></tbody></table>	Terminal No.	Name	(1)	Anode	(2)	Cathode	(3)	Emitter	(4)	Collector
Terminal No.	Name																				
A	Anode																				
K	Cathode																				
C	Collector																				
E	Emitter																				
Terminal No.	Name																				
(1)	Anode																				
(2)	Cathode																				
(3)	Emitter																				
(4)	Collector																				

Mounting Dimensions:

Discontinued Model EE-SX1109 (-1)	Suggested Replacement Model EE-SX1330
Mounting dimensions 	

Dimensions:

Discontinued Model EE-SX1109 (-1)

EE-SX1109(-1)


Slot width : 3mm

Dimensions(W × L × H) : 4mm × 6mm × 5mm

Emitter

Top

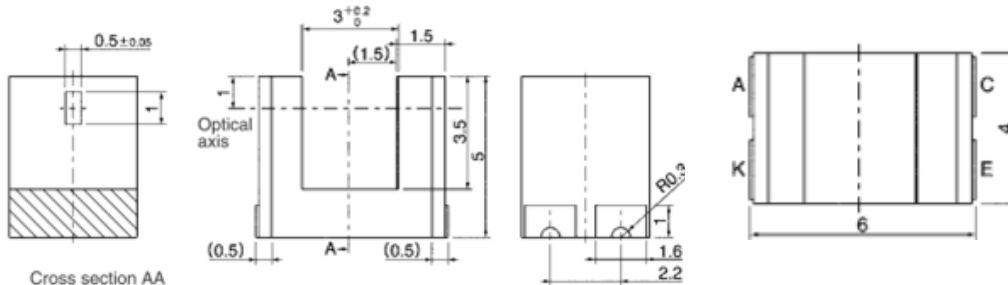
Detector



Aperture size (H x W)

Emitter	Detector
1.6×1.6	1×0.5

Terminal No.	Name
A	Anode
K	Cathode
C	Collector
E	Emitter



Suggested Replacement Model EE-SX1330

EE-SX1330

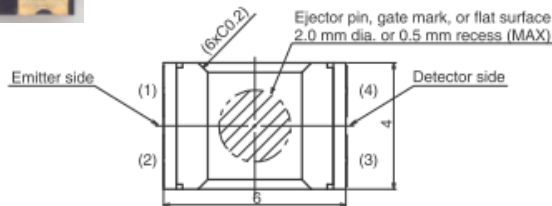
Slot width : 3mm

Dimensions(W × L × H) : 4mm × 6mm × 5mm

Emitter

Top

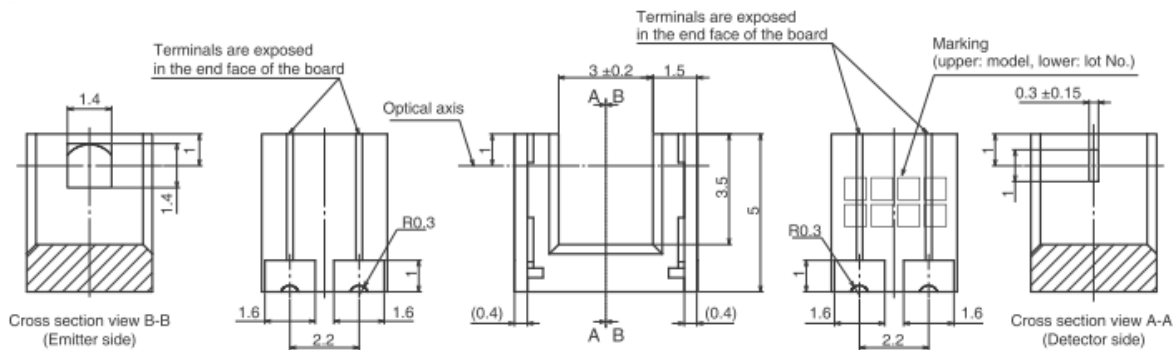
Detector



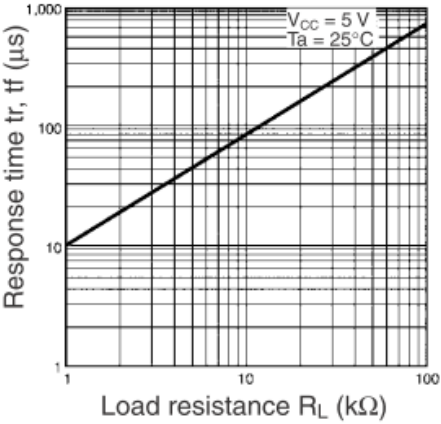
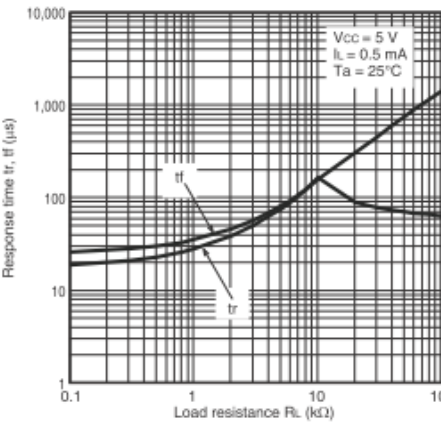
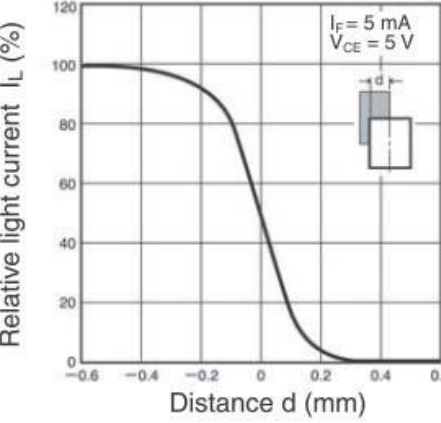
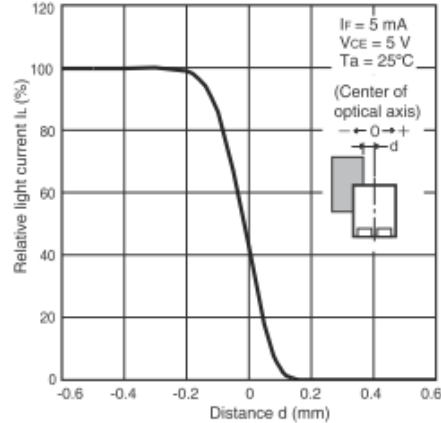
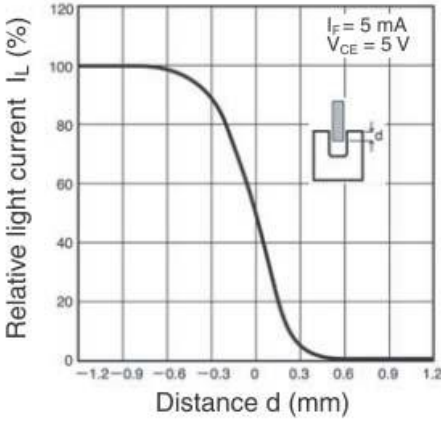
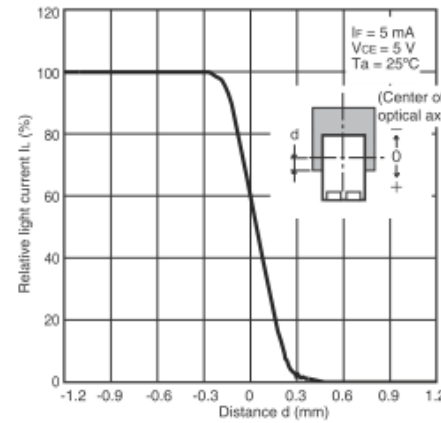
Aperture size (H x W)

Emitter	Detector
1.4×1.4	1×0.3

Terminal No.	Name
(1)	Anode
(2)	Cathode
(3)	Emitter
(4)	Collector



Operation Ratings:

Discontinued Model EE-SX1109 (-1)	Suggested Replacement Model EE-SX1330
<p>Response Time vs. Load Resistance Characteristics(Typical)</p> 	<p>Response Time vs. Load Resistance Characteristics(Typical)</p> 
<p>Sensing Position Characteristics(Typical)</p> 	<p>Sensing Position Characteristics(Typical)</p> 
<p>Sensing Position Characteristics(Typical)</p> 	<p>Sensing Position Characteristics(Typical)</p> 

Characteristics:

Item	Discontinued Model EE-SX1109 (-1)	Suggested Replacement Model EE- SX1330
Collector–Emitter voltage	Maximum Ratings 20V	Maximum Ratings 12V
Forward current	Maximum Ratings 25mA	
Light current	50μA~500μA (Condition: IF=5mA, VCE=5V)	100μA~900μA (Condition: IF=5mA, VCE=5V)
Dark current	Max 100nA (Condition: VCE=10V, 0Ix)	
Collector–Emitter saturated voltage	Typ :0.1V Max. :0.4V (Condition: IF=20mA, iL=50μA)	Typ :0.1V Max. :0.4V (Condition: IF=20mA, iL=100μA)
Rising time/Falling time	Rising time : Typ. : 10μs Falling time : Typ.: 10μs (Condition: VCC=5V, RL=1KΩ, IL=100μA)	Rising time: Typ. : 19μs Falling time: Typ.: 26μs (Condition: VCC=5V, RL=100Ω, IL=500μA)

Packing Quantity:

Discontinued Model EE-SX1109	Suggested Replacement Model EE-SX1330
1,000 pcs / reel	
Discontinued Model EE-SX1109-1	Suggested Replacement Model EE-SX1330
100 pcs / bag	None

Details of Applicable Models:

EE-SX Discontinued Model	EE-SX Suggested Replacement Model
EE-SX1109	EE-SX1330
EE-SX1109-1	EE-SX1330

* Sales teams should communicate this discontinuation with their OEM's and CEM's.
For further technical support and any questions, please communicate with Product Marketing.

Specifications in this product news are as of the issue date and are subject to change without notice.
Only main changes in specifications are described in this document. Please be sure to read the relevant catalogs, datasheets, product specifications, instructions, and manuals for precautions and necessary information when using products.

Last time buy dates are subject to change based on availability