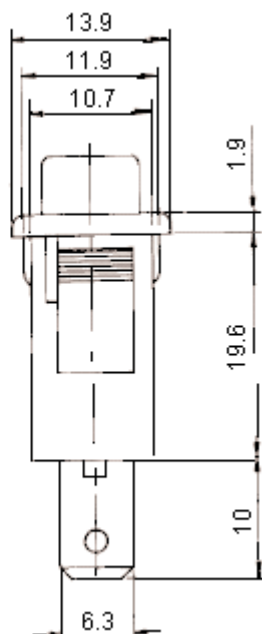
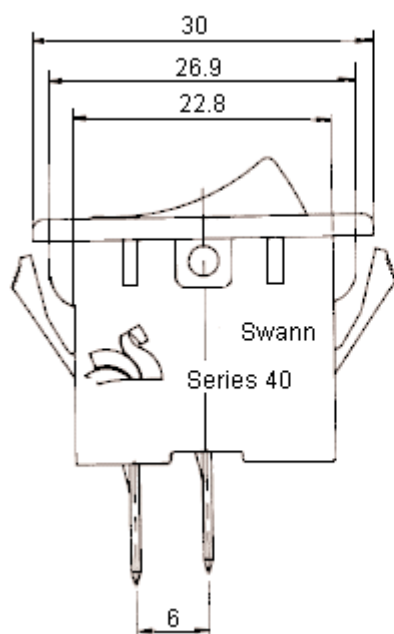


ECN #	REV	DESCRIPTION	DRAWN	DATE	CHECKD	DATE	APPRVD	DATE
-	A	RELEASED	SID	18/6/12	AMU	18/6/12		02/7/12

40 Series Single pole

MC33428-001-11



Dimensions : Millimetres

Features:

- Standard single pole single throw of rocker switches
- Standard single pole double throw rocker switch with centre off

Specifications:

Recommended Panel Cut-out	: Thickness (mm) Cut-out size (mm)
	1 (minimum) 27.3 × 12.2
	3 (maximum) 27.5 × 12.2
Terminal	: 6.35 mm quick connect
Dielectric Strength	: Up to 3.5 kV ac
Operating Temperature	: 0°C to +85°C

Technical Data

Rating	: CSA : 15 A, 125 V ac
	8 A, 250 V ac
	6 A, 28 V dc
	VDE : 10 (4) A, 250 V ac
Contact Resistance	: 20 mΩ
Insulation Resistance	: >50 MΩ
Mechanical Endurance	: >100,000 cycles.
Circuit	: SPST

Important Notice : This data sheet and its contents (the "Information") belong to the members of the Premier Farnell group of companies (the "Group") or are licensed to it. No licence is granted for the use of it other than for information purposes in connection with the products to which it relates. No licence of any intellectual property rights is granted. The Information is subject to change without notice and replaces all data sheets previously supplied. The Information supplied is believed to be accurate but the Group assumes no responsibility for its accuracy or completeness, any error in or omission from it or for any use made of it. Users of this data sheet should check for themselves the information and the suitability of the products for their purpose and not make any assumptions based on information included or omitted. Liability for loss or damage resulting from any reliance on the Information or use of it (including liability resulting from negligence or where the Group was aware of the possibility of such loss or damage arising) is excluded. This will not operate to limit or restrict the Group's liability for death or personal injury resulting from its negligence. Multicomp is the registered trademark of the Group. © Premier Farnell plc 2012.

TOLERANCES:

UNLESS OTHERWISE SPECIFIED, DIMENSIONS ARE FOR REFERENCE PURPOSES ONLY.

DRAWN BY:

SID

DATE:

18/06/12

CHECKED BY:

AMU

DATE:

18/06/12

APPROVED BY:

DATE:

02/07/12

DRAWING TITLE:

Rocker Switches

SIZE	DWG NO.	ELECTRONIC FILE	REV
A	M10000231	213293_1_DWG	A
SCALE: NTS	U.O.M.: mm	SHEET: 1 OF 2	



PART NO.

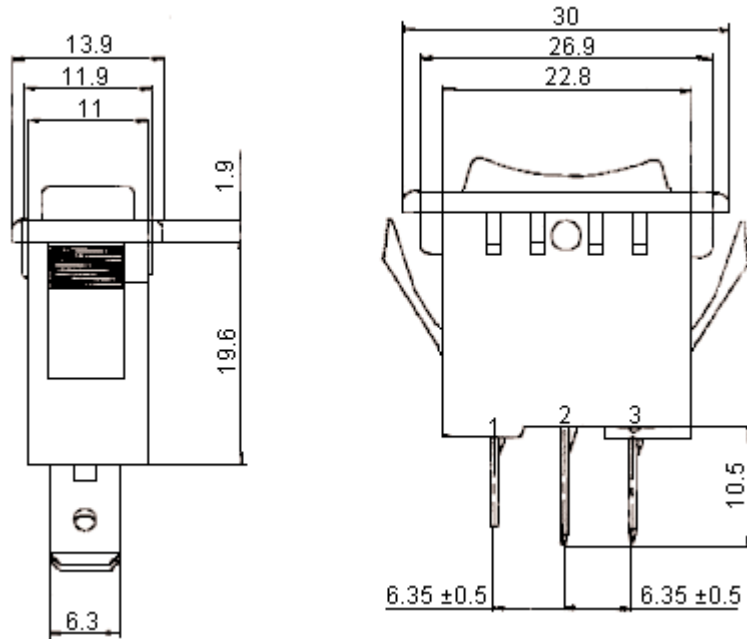
MC334 Series

REVISIONS

ECN #	REV	DESCRIPTION	DRAWN	DATE	CHECKD	DATE	APPRVD	DATE
-	A	RELEASED	SID	18/6/12	AMU	18/6/12		02/7/12

MC33412-041-11

Technical Data



Dimensions : Millimetres

Ratings	: 12 A 125 V ac 6 A 250 V ac
Circuit	: ON-OFF-ON
Endurance	: Life at full load >20,000 cycles
Contact Resistance	: 20 mΩ
Insulation Resistance	: >50 MΩ (500 V dc between the open contacts)
Glow Wire Test	: 850°C (category D)
Resistance to Tracking	: PTI 250

Specification Table

Type	Bezel	Depth	Tabs	Part Number
SPST	30 × 13.9	29.6	6.3	MC33428-001-11
SPDT Centre Off				MC33412-041-11

Dimensions : Millimetres

www.element14.com
www.farnell.com
www.newark.com

Important Notice : This data sheet and its contents (the "Information") belong to the members of the Premier Farnell group of companies (the "Group") or are licensed to it. No licence is granted for the use of it other than for information purposes in connection with the products to which it relates. No licence of any intellectual property rights is granted. The Information is subject to change without notice and replaces all data sheets previously supplied. The Information supplied is believed to be accurate but the Group assumes no responsibility for its accuracy or completeness, any error in or omission from it or for any use made of it. Users of this data sheet should check for themselves the information and the suitability of the products for their purpose and not make any assumptions based on information included or omitted. Liability for loss or damage resulting from any reliance on the Information or use of it (including liability resulting from negligence or where the Group was aware of the possibility of such loss or damage arising) is excluded. This will not operate to limit or restrict the Group's liability for death or personal injury resulting from its negligence. Multicomp is the registered trademark of the Group. © Premier Farnell plc 2012.

TOLERANCES:

UNLESS OTHERWISE
SPECIFIED,
DIMENSIONS ARE
FOR REFERENCE
PURPOSES ONLY.

DRAWN BY:

SID

CHECKED BY:

AMU

APPROVED BY:

DATE:

18/06/12

DATE:

18/06/12

DATE:

02/07/12

DRAWING TITLE:

Rocker Switches

SIZE
A

DWG NO.

M10000231

ELECTRONIC FILE
213293_1_DWGREV
A

SCALE: NTS

U.O.M.: mm

SHEET: 2 OF 2