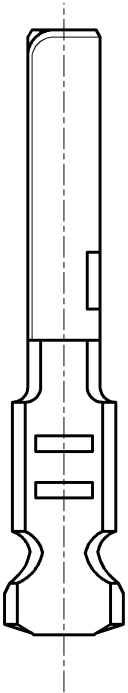
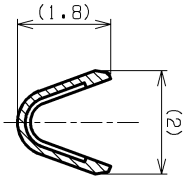
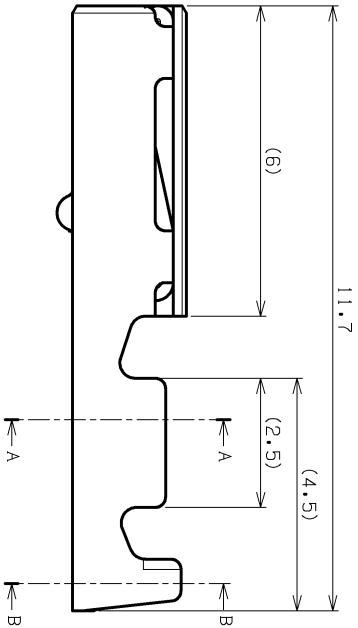
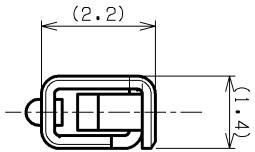


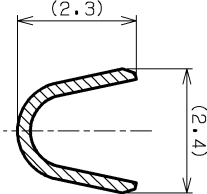
REV.	DESCRIPTION	DATE	DESIGNED
△			



NOTE
 1. Applicable wire range AWG#22, #24, #26
 2. Unless otherwise specified tolerances are :±0.5



Sect. A-A



Sect. B-B

1	Receptacle Contact	COPPER ALLOY	TIN-PLATED		REMARKS
No.	PART NAME	MATERIAL	SURFACE FINISH	CUSTOMER	
SIZE	UNIT	SCALE	PROJECTION	DATE	
A3	METRIC	10:1	⌀	JUL.1.2009	
APPROVED	CHECKED	DESIGNED	DRAWN	SERIES	
T.S	K.N	N.M		RECEPTACLE CONTACT, JWPFC CONNECTOR	
				PART No.	
				SWPR-001T-P025	
				DRAWING No.	
				KRD-25212-2	
					RD

JST J.S.T.MFG.CO.,LTD

THIS DRAWING CONTAINS INFORMATION THAT IS PROPRIETARY TO J.S.T. AND SHOULD NOT BE USED WITHOUT WRITTEN PERMISSION.