



## Main

Range of product	OsiSense XX
Sensor type	Ultrasonic sensor
Series name	General purpose
Sensor name	XX8
Sensor design	Flat form 80 x 80 x 34
Detection system	Diffuse
[Sn] nominal sensing distance	1 m adjustable with remote teach push-button
Material	Plastic
Type of output signal	Discrete
Discrete output function	1 NO
Wiring technique	4-wire
Discrete output type	NPN
[Us] rated supply voltage	12...24 V DC with reverse polarity protection
Electrical connection	Male connector M12 4 pins
[Sd] sensing range	0.1...1 m
Beam angle	7 °
IP degree of protection	IP67 conforming to IEC 60529

## Complementary

Enclosure material	Valox
Front material	Epoxy
Supply voltage limits	10...28 V DC
[Sa] assured operating distance	0.1...1 m (teach mode)
Maximum differential travel	2.5 mm
Blind zone	0...100 mm
Transmission frequency	180 kHz
Repeat accuracy	0.9 %
Deviation angle from 90° of object to be detected	-7...7 °
Minimum size of detected object	Cylinder diameter 50.8 mm at 1 m
Status LED	1 LED (dual colour) for setting-up assistance 1 LED (green) for supply on

	1 LED (yellow) for output state
Current consumption	60 mA
Maximum switching current	100 mA
Voltage drop	< 1 V
Switching frequency	<= 70 Hz
Delay first up	75 ms
Delay response	15 ms
Delay recovery	75 ms
Marking	CE
Height	80 mm
Width	83 mm
Depth	34 mm
Product weight	0.3 kg

## Environment

Standards	IEC 60947-5-2
Product certifications	CCSAus UL
Ambient air temperature for operation	0...70 °C
Ambient air temperature for storage	-40...80 °C
Vibration resistance	+/-1 mm conforming to IEC 60068-2-6 10...55 Hz
Shock resistance	30 gn in all 3 axes for 11 ms conforming to IEC 60068-2-27
Resistance to electrostatic discharge	8 kV level 4 conforming to IEC 61000-4-2
Resistance to electromagnetic fields	10 V/m level 3 conforming to IEC 61000-4-3
Resistance to fast transients	1 kV level 3 conforming to IEC 61000-4-4

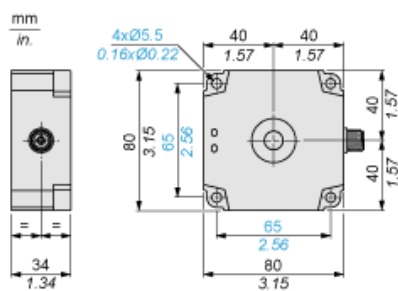
## Offer Sustainability

RoHS (date code: YYWW)	Compliant - since 1140 - Schneider Electric declaration of conformity <a href="#">Schneider Electric declaration of conformity</a>
REACH	Reference contains SVHC above the threshold - Go to CaP for more details <a href="#">Go to CaP for more details</a>
Product end of life instructions	Available <a href="#">End of Life Information</a>

## Contractual warranty

Warranty period	18 months
-----------------	-----------

## Dimensions

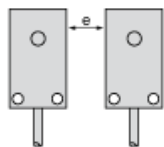


---

## Minimum Mounting Distances

---

### Side by side



e :      respect the distances indicated on the detection curves

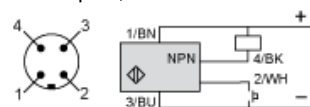
---

## Wiring Diagram

---

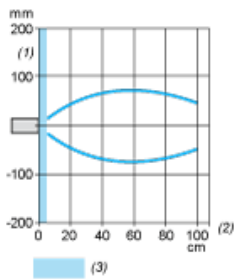
### 3-Wire Type

NO outputs, NPN



- |     |                  |
|-----|------------------|
| (1) | (+)              |
| (2) | Teach input (WH) |
| (3) | (-)              |
| (4) | Output           |
| BN  | Brown            |
| WH  | White            |
| BU  | Blue             |
| BK  | Black            |

Curves



- (1) Parallel movement
- (2) Distance
- (3) Blind zone for diffuse sensors.