



## Table of Contents

### *PPAP Package for:*

**Customer Name:** Newark Electronics  
**Customer Part Number:** 18J1397  
**(TE Connectivity Part Number):** 1-967626-4  
**May, 2020**

Section A	<u>Nondisclosure Agreement</u>
Section # 1	<u>Design Records</u>
Section # 2	<u>Engineering Change Documents</u>
Section # 3	<u>Customer Engineering Approval</u>
Section # 4	<u>Design FMEA</u>
Section # 5	<u>Process Flow Diagrams</u>
Section # 6	<u>Process FMEA</u>
Section # 7	<u>Control Plan</u>
Section # 8	<u>Measurement Systems Analysis Studies</u>
Section # 9	<u>Dimensional Results</u>
Section # 10	<u>Material, Performance Test Results</u>
Section # 11	<u>Initial Process Study</u>
Section # 12	<u>Qualified Laboratory Documentation</u>
Section # 13	<u>Appearance Approval Report</u>
Section # 14	<u>Sample Product</u>
Section # 15	<u>Master Sample</u>
Section # 16	<u>Checking Aids</u>
Section # 17	<u>Records Of Compliance With Customer-Specific Requirements</u>
Section # 18	<u>Part Submission Warrant</u>
Section # 18a	<u>Bulk Material Requirements</u>



## **Nondisclosure Agreement**

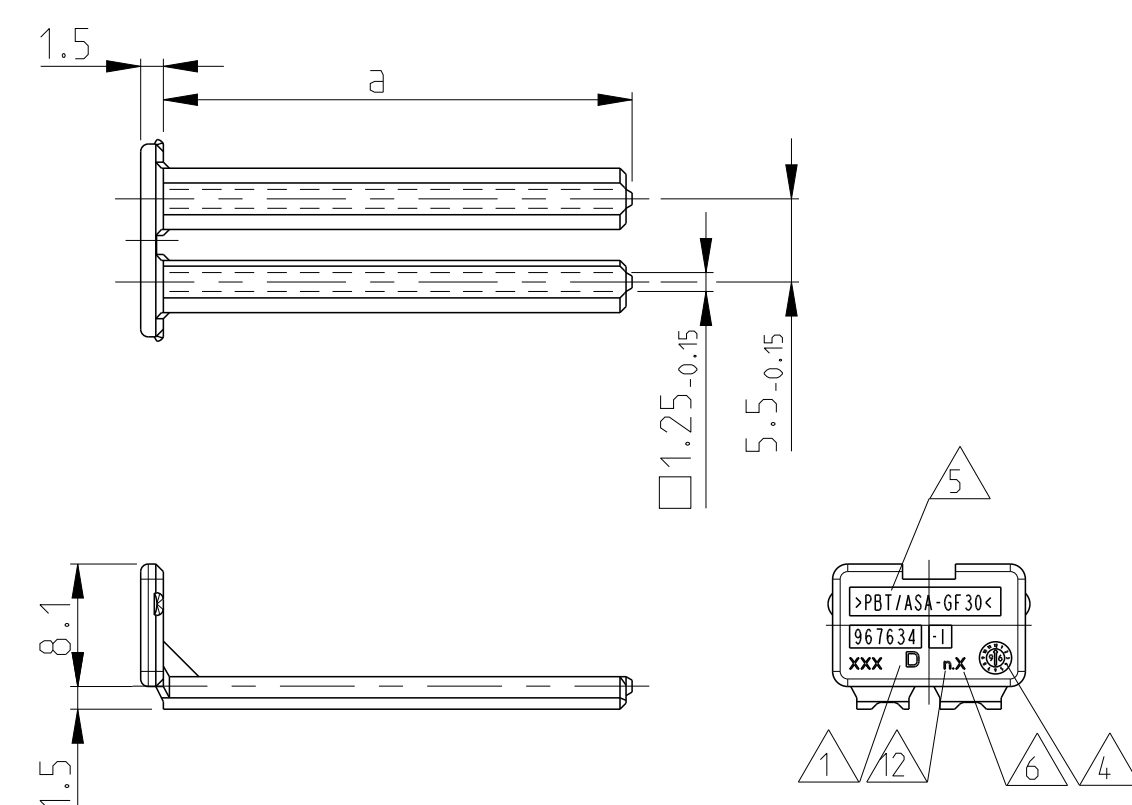
If a nondisclosure agreement has been reached with your company, it will be included on the following page(s). Please review the terms of this agreement to ensure that further actions associated with information contained within this PPAP package do not violate these terms.

If a nondisclosure agreement HAS NOT been reached, certain documents deemed confidential by TE Connectivity will not be included in this PPAP package. These documents include but are not limited to the Design FMEA, the Process Flow Diagram, the Process FMEA and the Control Plan. These documents can be reviewed by you company but cannot be retained.



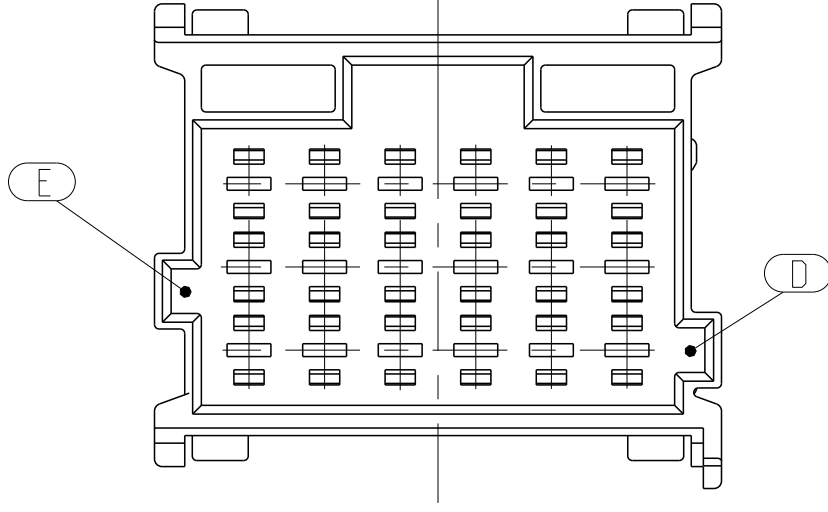
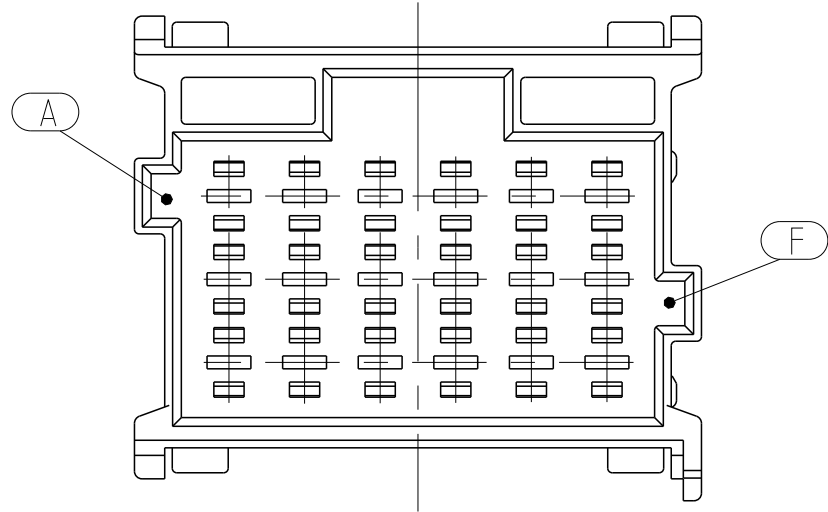
# **Section 1**

# **Design Records**



REVISIONS				
P	LTR	DESCRIPTION	DATE	DWN
-	-	SEE SHEET 1	-	-

ADDITIONAL CODINGS / Zusätzliche Kodierungen



CODING / Kodierung F				MECHANICAL CODING: mechanische Kodierung:	
RIBS / Nuten: A-F					
	6-967630-1	G	ORANGE / orange	21 POS. pol.	PA66-GF13 D E
	6-967629-1	G		18 POS. pol.	
				15 POS. pol.	
	6-967627-1	G		12 POS. pol.	
				9 POS. pol.	
	6-965641-1	G		6 POS. pol.	
CUSTOMER PART NUMBER Kunden-Einzel- teil-Nummer	TE ORDER-NO. TE Bestell-Nr.	REV.	DESCRIPTION Benennung Einzelteil		MATERIAL Stoff

CODING / Kodierung E				MECHANICAL CODING: mechanische Kodierung:	
RIBS / Nuten: E-D					
	5-967630-1	G	EMERALD GREEN / smaragdgruen	21 POS. pol.	PA66-GF13 <div>D</div> <div>E</div>
	5-967629-1	G		18 POS. pol.	
				15 POS. pol.	
	5-967627-1	G		12 POS. pol.	
				9 POS. pol.	
	5-965641-1	G		6 POS. pol.	
CUSTOMER PART NUMBER Kunden-Einzelteil-Nummer	TE ORDER-NO. TE Bestell-Nr.	REV.	DESCRIPTION Benennung Einzelteil		MATERIAL Stoff



## **Section 2**

# **Engineering Change Documents**



# Product Change Notification

Current Date: 04-Dec-2019

## TE Connectivity

Product Change Notification: E-19-016792

PCN Date: 11-NOV-19

TE would like to inform you of the following change(s) to the listed TE Connectivity Product. In case of any further questions about this change(s), please contact your TE Connectivity Sales Engineer. Affected part, drawing and/or specification numbers are listed on the attached sheet(s).

### General Product Description:

6-21 pos. AMP MCP 2,8 mm tab header series

### Description of Changes

Change the raw material / resin from HS PBT-GF15 to PA66-GF13. Related TE production and customer drawings and all the 6-21 pos. AMP MCP 2,8 mm tab header part numbers' revisions will be updated.

#### Other attachments:

[PCN presentation](#)
[ECR form](#)

### Reason for Changes:

Product Improvement. Supply chain for PA66 is no longer constrained with availability and has been used for life of product line After additional production runs with the PBT, we have gathered and analysed all process related information and have come to the conclusion that the PA66 material is more favorable for processing on existing tooling

#### Estimated Dates:

Last Order Date (Obsolete Parts Only):

First Date To Ship (Changed Parts Only):

02-DEC-2019

Last Ship Date (Obsolete Parts Only):

Last Date for Mixed Shipments: (Changed Parts Only):

No Mixed Shipments

### Part Number(s) being Modified:

Part Number	Part Discontinued per PCN	Customer Drawing	Alias Part Number(s)	Substitute Part Number	Substitute Alias Part Number(s)	Description Of Difference
<a href="#">1-965641-1</a>	NO					
<a href="#">1-965641-2</a>	NO					
<a href="#">1-965641-3</a>	NO					
<a href="#">1-965641-4</a>	NO					
<a href="#">1-965641-5</a>	NO					
<a href="#">1-965641-6</a>	NO					
<a href="#">1-965641-7</a>	NO					
<a href="#">1-967626-1</a>	NO					
<a href="#">1-967626-2</a>	NO					
<a href="#">1-967626-3</a>	NO					
<a href="#">1-967626-4</a>	NO					
<a href="#">1-967626-5</a>	NO					
<a href="#">1-967626-6</a>	NO					
<a href="#">1-967627-1</a>	NO					
<a href="#">1-967627-2</a>	NO					
<a href="#">1-967627-3</a>	NO					
<a href="#">1-967627-4</a>	NO					
<a href="#">1-967627-5</a>	NO					
<a href="#">1-967627-6</a>	NO					
<a href="#">1-967628-1</a>	NO					
<a href="#">1-967628-2</a>	NO					
<a href="#">1-967628-3</a>	NO					
<a href="#">1-967628-4</a>	NO					
<a href="#">1-967628-5</a>	NO					
<a href="#">1-967628-6</a>	NO					
<a href="#">1-967629-0</a>	NO					
<a href="#">1-967629-1</a>	NO					
<a href="#">1-967629-2</a>	NO					
<a href="#">1-967629-3</a>	NO					
<a href="#">1-967629-4</a>	NO					

Part Number	Part Discontinued per PCN	Customer Drawing	Alias Part Number(s)	Substitute Part Number	Substitute Alias Part Number(s)	Description Of Difference
<a href="#">1-967629-5</a>	NO					
<a href="#">1-967629-6</a>	NO					
<a href="#">1-967630-1</a>	NO					
<a href="#">1-967630-2</a>	NO					
<a href="#">1-967630-3</a>	NO					
<a href="#">1-967630-4</a>	NO					
<a href="#">1-967630-5</a>	NO					
<a href="#">1-967630-6</a>	NO					
<a href="#">2-965641-1</a>	NO					
<a href="#">2-967626-1</a>	NO					
<a href="#">2-967627-1</a>	NO					
<a href="#">2-967628-1</a>	NO					
<a href="#">2-967629-1</a>	NO					
<a href="#">2-967630-1</a>	NO					
<a href="#">3-965641-1</a>	NO					
<a href="#">3-967626-1</a>	NO					
<a href="#">3-967627-1</a>	NO					
<a href="#">3-967628-1</a>	NO					
<a href="#">3-967629-1</a>	NO					
<a href="#">3-967630-1</a>	NO					
<a href="#">4-965641-1</a>	NO					
<a href="#">4-967626-1</a>	NO					
<a href="#">4-967627-1</a>	NO					
<a href="#">4-967628-1</a>	NO					
<a href="#">4-967629-1</a>	NO					
<a href="#">4-967630-1</a>	NO					
<a href="#">5-965641-1</a>	NO					
<a href="#">5-967627-1</a>	NO					
<a href="#">5-967629-1</a>	NO					
<a href="#">5-967630-1</a>	NO					
<a href="#">6-965641-1</a>	NO					
<a href="#">6-967627-1</a>	NO					
<a href="#">6-967629-1</a>	NO					
<a href="#">6-967630-1</a>	NO					

The documents listed below are being modified. Related parts that are not explicitly listed on this PCN are not being modified or discontinued as per the PCN. The Last Order Date, Last Ship Date, First Date to Ship Changed Parts and last date for Mixed Shipments apply only to parts explicitly listed on this PCN.

**Customer Drawing(s) Being Modified:**

Drawing Number	Current Revision	New Revision
<a href="#">1355072</a>	D	





## **Section 3**

# **Customer Engineering Approval**



# Not Applicable



## **Section 4**

# **Design FMEA**

**See Section A for nondisclosure conditions.**

**The Design FMEA, if included, is a Class II confidential document belonging to TE Connectivity. A class II document may not be further distributed and is subject to the conditions of the nondisclosure agreement.**



## **Section 5**

# **Process Flow Diagram**

**See Section A for nondisclosure conditions.**

**The Process Flow Diagram, if included, is a Class II confidential document belonging to TE Connectivity. A class II document may not be further distributed and is subject to the conditions of the nondisclosure agreement.**



## **Section 6**

# **Process FMEA**

**See Section A for nondisclosure conditions.**

**The Process FMEA, if included, is a Class II confidential document belonging to TE Connectivity. A class II document may not be further distributed and is subject to the conditions of the nondisclosure agreement.**



## **Section 7**

# **Control Plan**

**See Section A for nondisclosure conditions.**

**The Control Plan, if included, is a Class II confidential document belonging to TE Connectivity. A class II document may not be further distributed and is subject to the conditions of the nondisclosure agreement.**



## **Section 8**

# **Measurement System Analysis**

**General Sales Part.**

**MSA is not included in the  
PPAP Package**

# **Section 9**

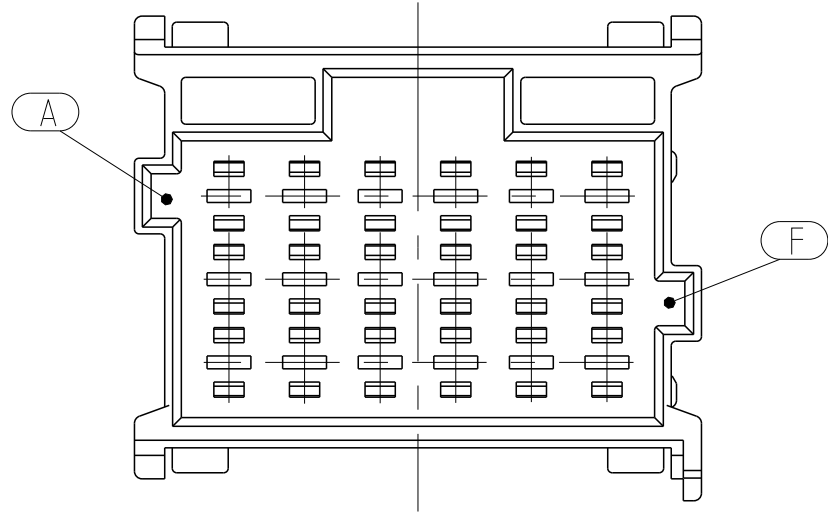
# **Dimensional Results**



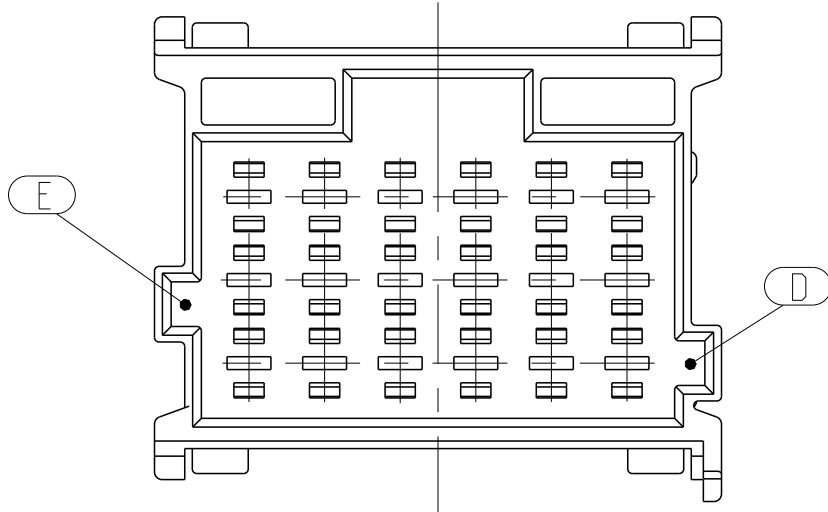


REVISIONS				
P	LTR	DESCRIPTION	DATE	DWN
-	-	SEE SHEET 1	-	-

ADDITIONAL CODINGS / Zusätzliche Kodierungen



CODING / Kodierung F			MECHANICAL CODING: mechanische Kodierung:		
RIBS / Nuten: A-F					
	6-967630-1	G	ORANGE / orange	21 POS. pol.	PA66-GF13 <div>D</div> <div>E</div>
	6-967629-1	G		18 POS. pol.	
				15 POS. pol.	
	6-967627-1	G		12 POS. pol.	
				9 POS. pol.	
	6-965641-1	G		6 POS. pol.	
CUSTOMER PART NUMBER Kunden-Einzelteil-Nummer	TE ORDER-NO. TE Bestell-Nr.	REV.	DESCRIPTION Benennung Einzelteil	MATERIAL Stoff	



CODING / Kodierung E				MECHANICAL CODING: mechanische Kodierung:	
RIBS / Nuten: E-D					
	5-967630-1	G	EMERALD GREEN / smaragdgruen	21 POS. pol.	PA66-GF13 <div>D</div> <div>E</div>
	5-967629-1	G		18 POS. pol.	
				15 POS. pol.	
	5-967627-1	G		12 POS. pol.	
				9 POS. pol.	
	5-965641-1	G		6 POS. pol.	
CUSTOMER PART NUMBER Kunden-Einzelteil-Nummer	TE ORDER-NO. TE Bestell-Nr.	REV.	DESCRIPTION Benennung Einzelteil		MATERIAL Stoff



DaimlerChrysler



# **Production Part Approval Dimensional Test Results**

PSW Nr:

19/2753 111114

ORGANIZATION: Tyco Electronics Hungary Ltd.						PART NUM.: 418941807		1-967626-4		G			
SUPPLIER/VENDOR CODE:						PART NAME: TAB HOUSING, 2,8MM 9 POS.							
INSPECTION FACILITY:						DESIGN RECORD CHANGE LEVEL: E							
Tyco Electronics Hungary Ltd. Measuring laboratory						ENGINEERING CHANGE DOCUMENTS:							
ITEM		SPECIFICATION / DIMENSION		SPECIFICATION / LIMITS		TEST DATE	QTY. TESTED	ORGANIZATION MEASUREMENT RESULTS (DATA)				OK	NOT OK
				+	-			Sample 1	Sample 2	Sample 3	Sample 4		
1		24,70	mm	0,24	-0,24			24,569	24,543	24,554	24,577	X	
2		10,25	mm	0,17	-0,17			10,221	10,185	10,161	10,185	X	
3		35,50	mm	0,28	-0,28			35,528	35,564	35,609	35,581	X	
4		14,00	mm	0,17	-0,17			14,04	14,144	14,072	14,137	X	
5		22,50	mm	0	-0,3			22,244	22,249	22,238	22,254	X	
6		13,40	mm	0,17	-0,17			13,438	13,447	13,449	13,464	X	
7_1		2,40	mm	0,3	-0,1			2,526	2,529	2,55	2,526	X	
7_2		2,40	mm	0,3	-0,1			2,534	2,557	2,57	2,572	X	
7_3		2,40	mm	0,3	-0,1			2,627	2,647	2,674	2,635	X	
7_4		2,40	mm	0,3	-0,1			2,616	2,621	2,596	2,601	X	
8		17,60	mm	0,2	-0,2			17,487	17,482	17,477	17,493	X	
9		27,50	mm	0,15	-0,15			27,437	27,438	27,411	27,407	X	
10		10,00	mm	0,15	-0,15			9,978	9,982	9,975	9,986	X	
11		5,00	mm	0,12	-0,12			4,987	4,984	4,984	4,984	X	
12		5,50	mm	0,12	-0,12			5,512	5,505	5,505	5,502	X	
13		5,50	mm	0,12	-0,12			5,523	5,526	5,523	5,518	X	

Blanket statements of conformance are unacceptable for any results.

March

2006

CFG-1003

Signature	Title:	Date:
Signed by Peter Koroknai	Quality engineer	2020.02.12



## **Section 10**

# **Material, Performance Test Results**

# INSPECTION CERTIFICATE

According to EN10204 3.1

From: **Du Pont de Nemours (Belgium) BVBA**  
**A-Spinostraat 6**  
**B-2800 MECHELEN**

To: **DSV SOLUTIONS**  
**EVENSTUK 4**  
**9042 SINT KRUIS WINKEL**

Your order ref: **December**  
Your product ref: **702596-1 (ZYT79G13HSL NC010 25 KG ALUPE BAG)**

Product: **ZYT79G13HSL NC010 25 KG ALUPE BAG**  
Identification: **EU1TLJQ101**

Country of Origin: **Germany**  
Shipping Point: **GENK CLEARED    WHSE 8933 B9                      12 Dec 2019**  
DuPont Order /  
Delivery Note: **2500288809 / 7800710174**

We confirm that this product is standard according to the DuPont Standard Product Criteria.

The following values result from measurements made on a representative sample for the above mentioned lot number according to the defined sampling plan.

Characteristic	Test Method	Unit	Value	Limits	
				Lower	Upper
Water Content at Packout, %	ISO 15512	%	0,08		0,18
Ash Content %	ISO 3451/1	%	13,2	11,0	15,0
Melt Viscosity, Pa.s	ISO 11443	Pa.s	185	100	230
Viscosity Number - Formic Acid	ISO 307	cm <sup>3</sup> /g	146		
Visc. Numb. - Sulf Acid	ISO 307	cm <sup>3</sup> /g	159		

Please consult our product literature or refer all inquiries to your DuPont representative at our local Sales Office.  
This certificate has been produced electronically and therefore does not require a signature.

Quality Group

THIS PRODUCT CERTIFICATION IS NON-TRANSFERABLE AND IS VALID ONLY TO THE FIRST END-USER PURCHASING THIS PRODUCT DIRECTLY FROM DUPONT OR FROM A DUPONT-AUTHORIZED DISTRIBUTOR. PRODUCT AND/OR PRODUCT CERTIFICATION OBTAINED FROM AN UNAUTHORIZED SOURCE IS ASSUMED COUNTERFEIT, AND DUPONT MAKES NO WARRANTIES AND ASSUMES NO LIABILITY IN CONNECTION WITH THE USE OF PRODUCT OR PRODUCT CERTIFICATION OBTAINED FROM AN UNAUTHORIZED SOURCE. Call +800-3876-6838 for a list of authorized distributors in your area. Copyright © 2006 du Pont de Nemours International S.A. All Rights Reserved.

Property of du Pont de Nemours International S.A. No portion of this work may be reproduced in whole or in part by any electronic, mechanical or other means, including xerography, photocopy, or any information storage or retrieval system, or otherwise distributed without the express permission of du Pont de Nemours International S.A.



## **Section 11**

# **Initial Process Studies**

There are no requirements for process capability data listed on the applicable Tyco Electronics customer drawing.

No agreement for providing process capability study information, to customer drawing requirements has been agreed to by Tyco Electronics.

Process capability study data, to a Tyco Electronics customer drawing dimension is not currently available from the manufacturing facility and as such will not be provided with this PPAP submission.

# **Section 12**

## **Qualified Laboratory Documentation**



# CERTIFICATE



This is to certify that

## TE Connectivity Solutions GmbH

Werk Steinach

Amperestr. 3  
9323 Steinach  
Switzerland

has implemented and maintains a **Quality Management System**.

Scope:

Design and manufacturing of electronic and mechatronic components and connector systems

An audit, conducted and documented in a report, has verified that this quality management system fulfills the requirements of the following International Automotive Standard:

## IATF 16949:2016

(with product design)

Certificate registration no.	515113 IATF16
Main certificate registration no.	515099 IATF16
Issuing date	2018-05-19
This certificate is valid until	2021-05-18
Date of revision	2019-05-24
IATF No.	0306141



2-IAO-QMC-01001

### For and on behalf of DQS

Stefan Heintz  
Managing Director, DQS GmbH

Michael Drechsel  
Managing Director, DQS Holding GmbH





**Annex to certificate registration no.: 515113 IATF16**  
**IATF-No.: 0306141**

**TE Connectivity Solutions GmbH**

Werk Steinach

Amperestr. 3  
9323 Steinach  
Switzerland



**Remote Location**

**Scope**

**515099**

**TE Connectivity Germany GmbH**  
**Amperestr. 12-14**  
**64625 Bensheim**  
**Germany**

Continuous Improvement, Customer Service,  
Human Resource, Internal Audit Management,  
Management Review, Policy making,  
Production Equipment Development, Process  
Design, Product Design, Purchasing, Quality  
System Management, Sales, Supplier  
Management

**515116**

**TE Connectivity Germany GmbH**  
**Amperestr. 12-14**  
**73499 Wört**  
**Germany**

Process Design, Warehousing

**515103**

**TE Connectivity Germany GmbH**  
**Amperestr. 11**  
**91550 Dinkelsbühl**  
**Germany**

Production Equipment Development, Process  
Design

**515110**

**Tyco Electronics France SAS**  
**1 rue Ampère**  
**95300 Pontoise**  
**France**

Customer Service, Product Design, Sales

**515514**

**TE Connectivity Italia Distribution S.r.l.**  
**Corso Fratelli Cervi 15**  
**10093 COLLEGNO TORINO**  
**Italy**

Customer Service, Sales

**525517**

**TE Connectivity Morocco SARL**  
**I Lot 60, Zone Franche Tangier**  
**90 000 Tangier**  
**Morocco**

Warehousing



**Annex to certificate registration no.: 515113 IATF16**  
**IATF-No.: 0306141**

## **TE Connectivity Solutions GmbH**

Werk Steinach

Amperestr. 3  
9323 Steinach  
Switzerland



2-IAO-QMC-01001

### **Remote Location**

### **Scope**

**525515**

**TE Connectivity Tunisia Office**  
**Immeuble Lake Forum, 4 ème étage 5 rue**  
**de la feuille d'érable**  
**1053 Tunis**  
**Tunisia**

Warehousing

# **Section 13**

# **Appearance Approval Report**

# Not Applicable

## **Section 14**

# **Sample Product**

**Sent in separate package**  
(if required)

# **Section 15**

# **Master Sample**

**Retained at manufacturing location**

# **Section 16**

# **Checking Aids**

# Not Applicable



## **Section 17**

# **Records of Compliance with Customer-Specific Requirements**

# MDS Report

## Substances of assemblies and materials

This report is for internal Automotive industry use only. Distribution to non-Automotive clients is a violation of the Terms of Use, and is not permitted unless a written permission was given by DXC Technology. Parsing is not allowed.

### 1. Company and Product Name

#### 1.1 Supplier Data

Name [ID]: **Tyco Electronics GAD [913]**  
DUNS Number: **-**  
Street/Postal Code: **Amperestr. 12-14**  
Nat./ZipCode/City: **DE 64625 Bensheim**  
Supplier Code: **-**  
Contact Person: **IMDS Team (India) Engineering Services**  
- Phone: **-**  
- Fax No.: **-**  
- E-Mail Address: **imds@te.com**

#### 1.2 Product Identification

Part/Item No.: **1-967626-4**  
Description: **Tab Hsg, 2.8mm, 9Pos. - Slate Grey**  
Report No.: **-**  
Date of Report: **-**  
Purchase Order No.: **-**  
Bill of Delivery No.: **-**  
Preliminary MDS: **No**  
IMDS ID / Version: **6452679 / 12**  
Node ID: **899166309**  
MDS Status (Change Date): **Internally released (01/27/2020)**

## MDS Report






































### Substances of assemblies and materials

Materials which are subject to legal prohibitions must not be included!  
Dangerous substances formed or released during use must also be declared  
Please note: GADSL list for substances that require declaration

## 2. Characterization of the Component

Part/Item No.: **1-967626-4**  
Description: **Tab Hsg, 2.8mm, 9Pos. - Slate Grey**

Report No.: **-**  
IMDS ID / Version: **6452679 / 12**  
Node ID: **899166309**

Tree Level	 Description  Article Name  Name  Substance name	 Part/Item No.  Item- /Mat.-No.  Material-No.  CAS No.	   IMDS ID / Version	 Quantity	   Weight [g]	   Portion [%]	   Portion (from - to) [%]	 Classif.  GADSL, SVHC	 Parts Marking  Recyclate (Indust./Consumer)  Application [ID]
1	 Tab Hsg, 2.8mm, 9Pos. - Slate Grey	 1-967626-4	6452679 / 12		6.7				 Yes
└2	 PA66-IGF15	 702596-1 + 704420-4	465599588 / 2		6.7			 5.1.a	 No
└3	 PA66-IGF15		14171055 / 5			97.5		 5.1.a	
└4	 Further Additives, not to declare	 system				5			

IMDS ID / Version: **6452679 / 12**  
 User: **Casas, Luis**

Page: **3 / 3**  
 Date: **5/29/20 10:15:18 PM**

Tree Level	Description Article Name Name Substance name	Part/Item No. Item- /Mat.-No. Material-No. CAS No.	 IMDS ID / Version	 Quantity	 Weight [g]	 Portion [%]	 Portion (from - to) [%]	Classif. GADSL, SVHC	Parts Marking Recyclate (Indust./Consumer) Application [ID]
└4	PA66-I	-				80			
└4	GF-Fibre	-				15			
└3	PE Colour Masterbatch	704420-4	251212948 / 2			2.5	2 - 3	5.1.b	
└4	Further Additives, not to declare	system				5			
└4	PE-LD	-				48			
└4	Pigment portion, not to declare	system				5			
└4	Titanium-dioxide	13463-67-7				38			
└4	Carbon black	1333-86-4				4			
This is an uncontrolled copy of a document created by IMDS. End of the report.									



# **Section 18**

# **Part Submission Warrant**

## Part Submission Warrant

Part Name	<u>TAB HOUSING, 2,8MM 9 POS.</u>	Cust. Part Number	<u>18J1397</u>
Shown on Drawing No.	<u>C-1355072</u>	Org. Part Number	<u>1-967626-4</u>
Engineering Change Level	<u>E</u>	Dated	<u>13/NOV/2019</u>
Additional Engineering Changes	<u>N/A</u>	Dated	<u>N/A</u>
Safety and/or Government Regulation	<input type="checkbox"/> Yes <input checked="" type="checkbox"/> No	Purchase Order No.	<u>N/A</u>
Weight (kg)	<u>0.0067</u>		
Checking Aid Number	<u>N/A</u>	Checking Aid Engineering Change Level	<u>N/A</u>
Dated	<u>N/A</u>		

## ORGANIZATION MANUFACTURING INFORMATION

TE Connectivity Solutions GmbH / 480849871  
Supplier Name & Supplier/Vendor Code

Amperestr. 3  
Street Address

Steinach 9323 Switzerland  
City Region Postal Code Country

## CUSTOMER SUBMITTAL INFORMATION

Newark Electronics  
Customer Name/Division

Not provided  
Buyer/Buyer Code

Various  
Application

## MATERIALS REPORTING

Reporting of all materials, not just Substances of Concern, may be required by certain OEMs or other customers.

Has customer-required Substances of Concern information been reported? ☒ Yes ☐ No

Submitted by IMDS or other customer format:

IMDS  
6452679 / 12

Are polymeric parts identified with appropriate ISO marking codes?

☐ Yes ☐ No ☒ N/A

## REASON FOR SUBMISSION

- ☐ Initial submission  
☒ Engineering Change(s)  
☐ Tooling: Transfer, Replacement, Refurbishment, or additional  
☐ Correction of Discrepancy  
☐ Tooling Inactive > than 1 year

- ☐ Change to Optional Construction or Material  
☐ Sub-Supplier or Material Source Change  
☐ Change in Part Processing  
☐ Parts produced at Additional Location  
☐ Other - please specify

## REQUESTED SUBMISSION LEVEL (Check one)

- ☐ Level 1 - Warrant only (and for designated appearance items, an Appearance Approval Report) submitted to customer.  
☐ Level 2 - Warrant with product samples and limited supporting data submitted to customer.  
☒ Level 3 - Warrant with product samples and complete supporting data submitted to customer.  
☐ Level 4 - Warrant and other requirements as defined by customer.  
☐ Level 5 - Warrant with product samples and complete supporting data reviewed at supplier's manufacturing location.

## SUBMISSION RESULTS

The results for ☒ dimensional measurements ☒ material and functional tests ☐ appearance criteria ☐ statistical process package  
 These results meet all design record requirements: ☒ YES ☐ NO (If "NO" - Explanation Required)

Mold / Cavity / Production Process Molding

## DECLARATION

I affirm that the samples represented by this warrant are representative of our parts, which were made by a process that meets all Production Part Approval Process Manual 4th Edition Requirements. I further affirm that these samples were produced at a production rate of Proprietary /1 hour.  
 I also certify that the documented evidence of such compliance is on file and available for review. I have noted any deviation from the declaration below.

EXPLANATION/COMMENTS: PCN: E-19-016792 - Change the raw material/resin from HS PBT-GF15 to PA66-GF13  
Production rate is TE Proprietary

Is each Customer Tool properly tagged and numbered? ☐ Yes ☐ No ☒ N/A

Organization Authorized Signature Luis Casas Date 05/29/2020

Print Name Luis Casas Phone No. N/A Fax No. N/A

Title PPAP Technician E-mail alberto.casas@te.com

## FOR CUSTOMER USE ONLY (IF APPLICABLE)

Part Warrant Disposition: ☐ Approved ☐ Rejected ☐ Other

Customer Signature \_\_\_\_\_ Date \_\_\_\_\_

Print Name \_\_\_\_\_ Customer Tracking Number (optional) \_\_\_\_\_

March  
2006 **CFG-1001**

Optional customer  
tracking number: \_\_\_\_\_



# **Section 18a**

# **Bulk Material Requirements**



# Not Applicable