

Product data sheet

Characteristics

XS7F1A1DAL2

inductive sensor XS7 15x32x8 - PBT - Sn5mm -
12..24VDC - cable 2m



Main

Range of product	OsiSense XS
Series name	General purpose
Sensor type	Inductive proximity sensor
Device application	-
Sensor name	XS7
Sensor design	Flat form 15 x 32 x 8
Size	8 mm
Body type	Fixed
Detector flush mounting acceptance	Flush mountable
Material	Plastic
Enclosure material	PBT
Type of output signal	Discrete
Wiring technique	2-wire
Discrete output function	1 NO
Output circuit type	DC
Electrical connection	Cable
Cable length	2 m
[Us] rated supply voltage	12...24 V DC with reverse polarity protection
Switching capacity in mA	1.5...100 mA DC with overload and short-circuit protection
IP degree of protection	IP68 conforming to IEC 60529

Complementary




Detection face	Frontal
Front material	PBT
Operating zone	0...4 mm
Differential travel	1...15% of Sr
Cable composition	2 x 0.34 mm ²
Wire insulation material	PvR
Status LED	1 LED yellow for output state
Supply voltage limits	10...36 V DC
Residual current	<= 0.5 mA for open state

Switching frequency	<= 5000 Hz
Voltage drop	<= 4 V at closed state
Delay first up	5 ms
Delay response	5 ms
Delay recovery	5 ms
Marking	CE
Depth	8 mm
Height	32 mm
Width	15 mm
Product weight	0.055 kg

Environment

Product certifications	CSA C-Tick UL
Ambient air temperature for operation	-25...70 °C
Ambient air temperature for storage	-40...85 °C
Vibration resistance	25 gn amplitude = +/- 2 mm (f = 10...55 Hz) conforming to IEC 60068-2-6
Shock resistance	50 gn for 11 ms conforming to IEC 60068-2-27

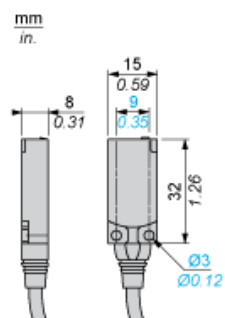
Offer Sustainability

RoHS (date code: YYWW)	Compliant - since 0903 - Schneider Electric declaration of conformity  Schneider Electric declaration of conformity
Product environmental profile	Available  Product Environmental Profile
Product end of life instructions	Need no specific recycling operations  End of Life Information

Contractual warranty

Warranty period	18 months
-----------------	-----------

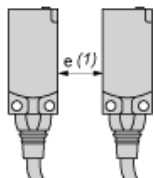
Dimensions



Setting-up

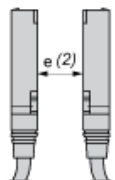
Minimum Mounting Distances (mm)

Side by Side



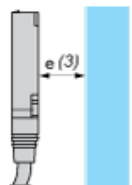
$$e (1) \geq 15$$

Face to Face



$$e (2) \geq 40$$

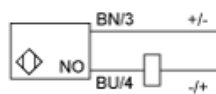
Facing a Metal Object



$$e (3) \geq 15$$

Wiring Schemes

2-Wire NO



BU : Blue
BN : Brown