

XS8C1A1MAL5

inductive sensor XS8 40x40x15 - PBT - Sn25mm - 24..240VAC/DC - cable 5m



Main

Range of product	OsiSense XS
Series name	General purpose
Sensor type	Inductive proximity sensor
Device application	-
Sensor name	XS8
Sensor design	Flat form 40 x 40 x 15
Size	15 mm
Body type	Fixed
Detector flush mounting acceptance	Non flush mountable
Material	Plastic
Enclosure material	PBT
Type of output signal	Discrete
Wiring technique	2-wire
[Sn] nominal sensing distance	15 mm flush mountable 25 mm non flush mountable
Discrete output function	1 NO
Output circuit type	AC/DC
Electrical connection	Cable
Cable length	5 m
[Us] rated supply voltage	24...240 V AC/DC 50/60 Hz
Switching capacity in mA	5...200 mA DC 5...300 mA AC
IP degree of protection	IP68 double insulation conforming to IEC 60529

Complementary

Detection face	Frontal
Front material	PBT
Fine adjustment zone	8...15 mm flush mountable 8...25 mm non flush mountable
Differential travel	1...15% of Sr
Cable composition	2 x 0.34 mm ²
Wire insulation material	PvR
Supply voltage limits	20...264 V AC/DC
Residual current	<= 1.5 mA for open state
Switching frequency	<= 1000 Hz
Voltage drop	<= 5.5 V at closed state
Current consumption	<= 10 mA at no-load
Delay first up	<= 10 ms
Delay response	<= 0.3 ms
Delay recovery	<= 0.8 ms
Marking	CE
Depth	15 mm
Height	40 mm
Width	40 mm
Product weight	0.215 kg

Environment

product certifications	CCC CSA UL
ambient air temperature for operation	-25...70 °C
ambient air temperature for storage	-40...85 °C
vibration resistance	25 gn amplitude = +/- 2 mm (f = 10...55 Hz) conforming to IEC 60068-2-6
shock resistance	50 gn for 11 ms conforming to IEC 60068-2-27

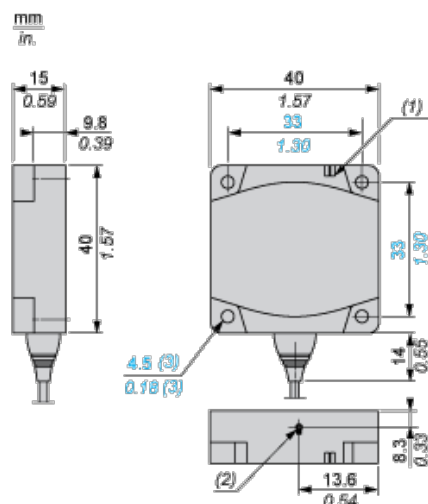
Offer Sustainability

Sustainable offer status	Not Green Premium product
RoHS (date code: YYWW)	Compliant - since 0841 - Schneider Electric declaration of conformity
Product environmental profile	Available
Product end of life instructions	Need no specific recycling operations

Contractual warranty

Warranty period	18 months
-----------------	-----------

Dimensions

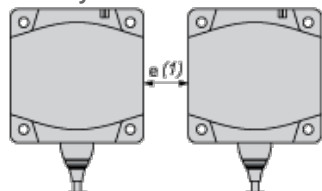


- (1) LED
- (2) Teach mode button
- (3) For CHC type screws

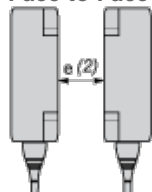
Setting-up

Minimum Mounting Distances (mm)

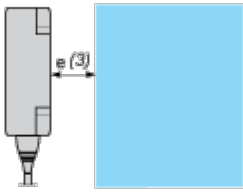
Side by Side



Face to Face



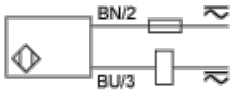
Facing a Metal Object



	e (1)	e (2)	e (3)
Flush mounted	60	120	15
Not flush mounted	125	250	

Wiring Schemes

2-Wire NO Output



BU : Blue

BN : Brown