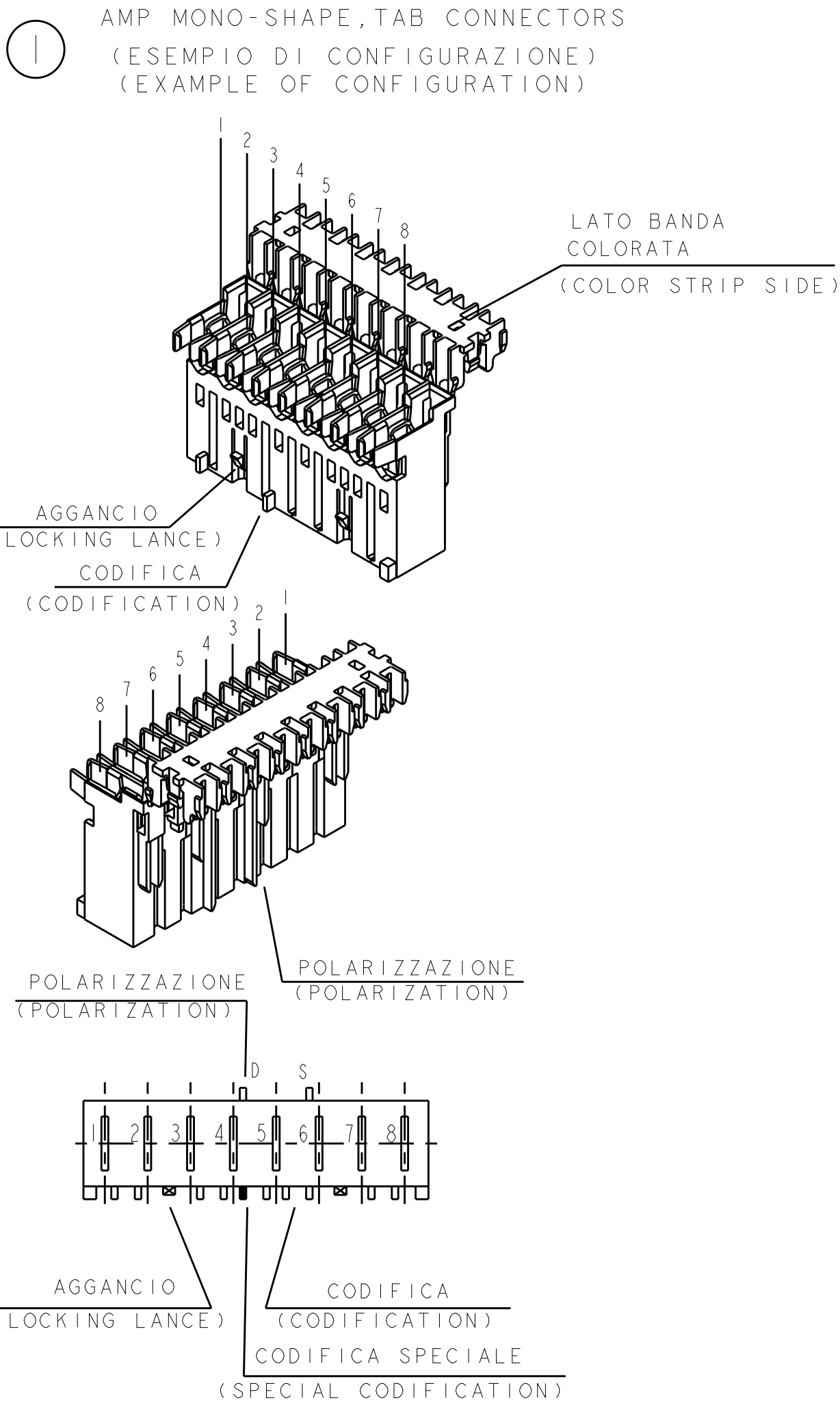


1		2		3		4	
LOC		DIST		REVISONS		THIS DRAWING IS UNPUBLISHED.	
-		-		P		L	
-		-		L		L	
-		-		L		L	
-		-		L		L	
-		-		L		L	
-		-		L		L	
-		-		L		L	
-		-		L		L	
-		-		L		L	
-		-		L		L	
-		-		L		L	
-		-		L		L	
-		-		L		L	
-		-		L		L	
-		-		L		L	
-		-		L		L	
-		-		L		L	
-		-		L		L	
-		-		L		L	
-		-		L		L	
-		-		L		L	
-		-		L		L	
-		-		L		L	
-		-		L		L	
-		-		L		L	
-		-		L		L	
-		-		L		L	
-		-		L		L	
-		-		L		L	
-		-		L		L	
-		-		L		L	
-		-		L		L	
-		-		L		L	
-		-		L		L	
-		-		L		L	
-		-		L		L	
-		-		L		L	
-		-		L		L	
-		-		L		L	
-		-		L		L	
-		-		L		L	
-		-		L		L	
-		-		L		L	
-		-		L		L	
-		-		L		L	
-		-		L		L	
-		-		L		L	
-		-		L		L	
-		-		L		L	
-		-		L		L	
-		-		L		L	
-		-		L		L	
-		-		L		L	
-		-		L		L	
-		-		L		L	
-		-		L		L	
-		-		L		L	
-		-		L		L	
-		-		L		L	
-		-		L		L	
-		-		L		L	
-		-		L		L	
-		-		L		L	
-		-		L		L	
-		-		L		L	
-		-		L		L	
-		-		L		L	
-		-		L		L	
-		-		L		L	
-		-		L		L	
-		-		L		L	
-		-		L		L	
-		-		L		L	
-		-		L		L	
-		-		L		L	
-		-		L		L	
-		-		L		L	
-		-		L		L	
-		-		L		L	
-		-		L		L	
-		-		L		L	
-		-		L		L	
-		-		L		L	
-		-		L		L	
-		-		L		L	
-		-		L		L	
-		-		L		L	
-		-		L		L	
-		-		L		L	
-		-		L		L	
-		-		L		L	
-		-		L		L	
-		-		L		L	
-		-		L		L	
-		-		L		L	
-		-		L		L	
-		-		L		L	
-		-		L		L	
-		-		L		L	
-		-		L		L	
-		-		L		L	
-		-		L		L	
-		-		L		L	
-		-		L		L	
-		-		L		L	
-		-		L		L	
-		-		L		L	
-		-		L		L	
-		-		L		L	
-		-		L		L	
-		-		L		L	
-		-		L		L	
-		-		L		L	
-		-		L		L	
-		-		L		L	
-		-		L		L	
-		-		L		L	
-		-		L		L	
-		-		L		L	
-		-		L		L	
-		-		L		L	
-		-		L		L	
-		-		L		L	
-		-		L		L	

LOC	DIST	REVISIONS				
		P	LTR	DESCRIPTION	DATE	DWN
-	-			SESTESHEET 1		

VISTE SOLO PER RIFERIMENTO
VIEWS ONLY FOR REFERENCE

LEGENDA
(DESCRIPTION)



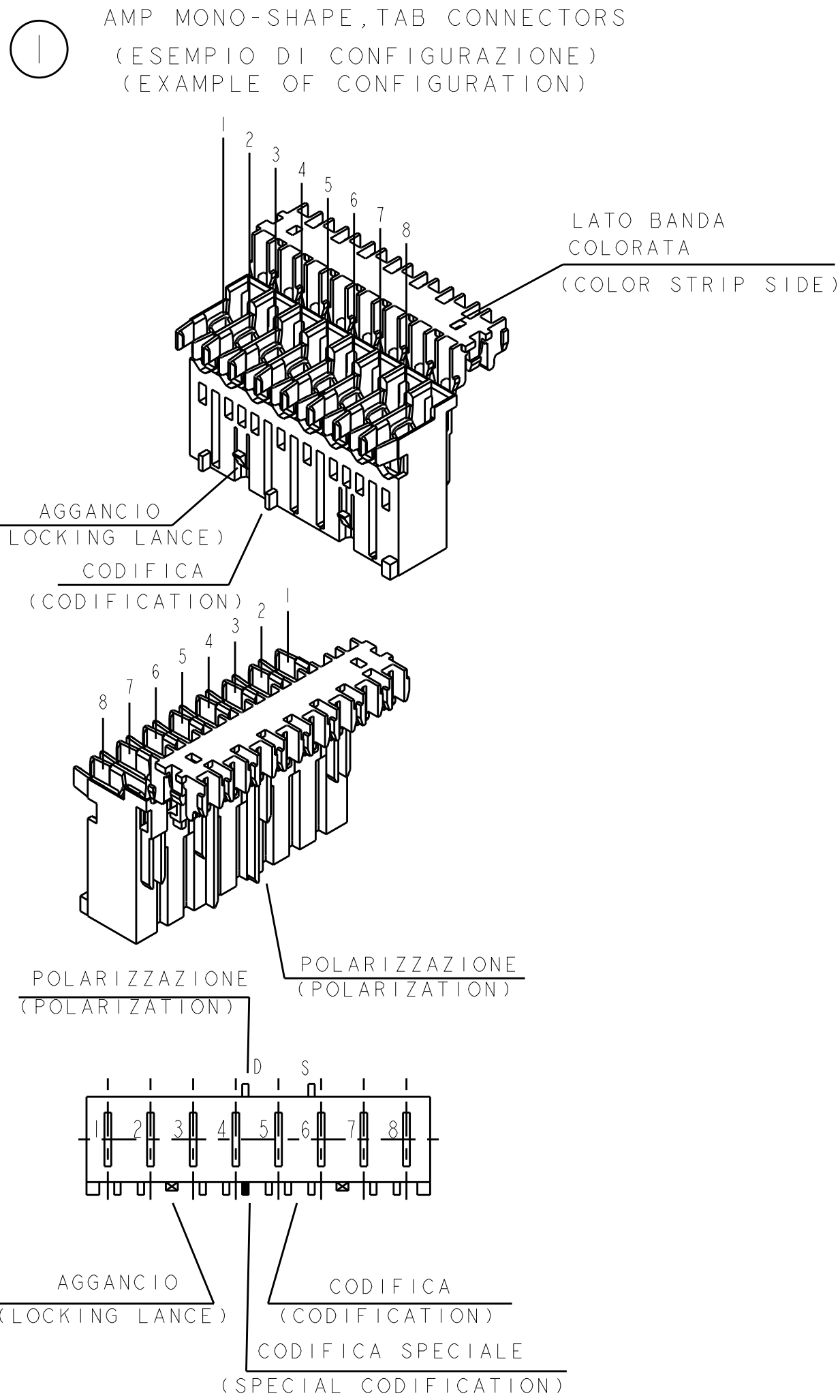
TE PART NUMBER ASSY CONN.											
NUMERO DI VIE	CONFIGURAZIONE (Vista connettore dall'alto)	VERSIONE PEZZI IN VASSOIO		VERSIONE PEZZI SCIOLTI		POSIZIONE POLARIZ. (LATO POSTERIORE)	POSIZIONE AGGANCIO (LATO ANTERIORE)	POSIZIONE CODIFICA SPECIALE (LATO ANTERIORE)	L+0.2 -0.3 (mm)	NOTE MARCHIATURA CON BANDA COLORATA	
NO OF POS	CONFIGURATION (View from top side)	TRAY PACKAGING VERSION	PART REV	LOOSE PIECES PACKAGING VERSION	PART REV	POLARIZ. POSITION (BACK SIDE)	LOCKING POSITION (FRONT SIDE)	SPECIAL COD. POSITION (FRONT SIDE)	L+0.2 -0.3 (mm)	NOTE STRIP COLOUR	POSSIBLE RAST 5 POLARIZ.
4		1-282004-1	V	2-282004-1	V	1D	1-2 3-4	2D	19.9	GRIGIO GREY	04-A
4		1-282004-2	V	2-282004-2	V	3D	2-3	-	19.9	NERO BLACK	04-D
4		1-282004-3	V	2-282004-3	V	1D	1-2 3-4	2D	19.9	ROSSO RED	04-A
4		1-282004-4	S	-	-	3D	1-2	-	19.9	BLU BLUE	-
4		3-282004-4	AA	-	-	4D 1S	3-4 1-2	-	19.9	-	04-A
4		4-282004-4	I	-	-	4D 1S-1D-2S-2D 3S-3D-4S-4D AS-BD-CS-DD	3-4 1-2	-	19.9	-	-
5		1-282005-1	V	2-282005-1	V	4D	4-5	-	24.9	ROSSO RED	-
5		1-284545-1	Z	-	-	2S	4-5	-	24.9	ROSSO RED	-
5		1-284545-2	A	-	-	1S 5D	- 3D	3D	24.9	-	-
5		1-284545-3	A	-	-	1S 5D	1-2 3-4	-	24.9	BLU BLUE	-
5		1-293003-5	Z	-	-	-	4-5	-	24.9	NERO BLACK	-
6		1-282006-2	V	2-282006-2	V	2S 5D	2-3	-	29.9	VIOLA VIOLET	-
6		1-282006-3	V	2-282006-3	V	2S - 3D 4D - 5D	4-5	-	29.9	-	-
6		2-282006-4	V	-	-	3D 5D	-	5S	29.9	NERO BLACK	-
6		1-284745-1	Z	-	-	6D	4-5	-	29.9	ROSSO RED	-
6		1-284745-2	I	-	-	6D	-	4D	29.9	RED	-
6		1-284745-3	I	-	-	5D	3-4	-	29.9	VIOLET	-
6		1-284745-4	I	-	-	1S	2-3	-	29.9	ORANGE	-
7		1-282007-1	V	2-282007-1	V	1D	1-2 5-6	3S	34.9	-	-
7		2-282007-2	V	-	-	4D 6D	-	6S	34.9	VIOLA VIOLET	-
7		2-282007-3	I	-	-	1S - 2S - 2D 3S - 3D - 4D 5S - 6S - 6D 7S - 7D	1-2 5-6	-	34.9	-	-
7		3-282007-2	AA	-	-	-	1-2 5-6	5S	34.9	-	-
7		1-284397-1	Z	-	-	2D	1-2 5-6	-	34.9	NERO BLACK	-
7		1-293004-7	Z	-	-	-	1-2 5-6	-	34.9	ROSSO RED	-
7		2-293004-7	I	-	-	-	1-2 5-6	-	34.9	GRIGIO GREY	-
8		0-284085-1	V	2-284085-1	V	2D - 6S 4D - 6D	-	4S	39.9	-	-
8		0-284085-2	V	2-284085-2	V	-	2-3	-	39.9	VIOLA VIOLET	-

THIS DRAWING IS A CONTROLLED DOCUMENT.		DWN G. ENDRIZZI 23JUL1995	TE Connectivity			
DIMENSIONS: mm		CHK G. TURCO 23JUL1995				
		APVD G. TURCO 23JUL1995	NAME MONO-SHAPE MK1 TAB CONNECTORS 2-10 POS.			
TOLERANCES UNLESS OTHERWISE SPECIFIED: 0 PLC ± 1 PLC ± 2 PLC ± 3 PLC ± 4 PLC ± ANGLES ± FINISH ±		PRODUCT SPEC 108-20065-1, 108-20065-2 APPLICATION SPEC 114-20016, 114-20016-1 WEIGHT --	SIZE A260779			
MATERIAL SEE TABLE		Customer Drawing		DRAWING NO C-282002		RESTRICTED TO -
SEE TABLE		SEE TABLE		SCALE -		SHEET 3 OF 6

NUMERO DI VIE	CONFIGURAZIONE (Vista connettore dall'alto)	TE PART NUMBER ASSY CONN.				POSIZIONE POLARIZ. (LATO POSTERIORE)	POSIZIONE AGGANCIO (LATO ANTERIORE)	POSIZIONE CODIFICA SPECIALE (LATO ANTERIORE)	L+0.2 L-0.3 (mm)	NOTE MARCHIATURA CON BANDA COLORATA	
		VERSIONE PEZZI IN VASSOIO	VERSIONE PEZZI SCIOLTI								
NO OF POS	CONFIGURATION (View from top side)	TRAY PACKAGING VERSION	PART REV	LOOSE PIECES PACKAGING VERSION	PART REV	POLARIZ. POSITION (BACK SIDE)	LOCKING POSITION (FRONT SIDE)	SPECIAL COD. POSITION (FRONT SIDE)	L+0.2 L-0.3 (mm)	NOTE STRIP COLOUR	POSSIBLE RAST 5 POLARIZ.
10		1-282010-1	V	2-282010-1	V	6D	4-5	6S	49.9	-	-
10		0-284004-1	V	-	-	6D	4-5	6S	49.9	-	-

VISTE SOLO PER RIFERIMENTO
VIEWS ONLY FOR REFERENCE












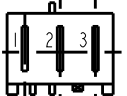
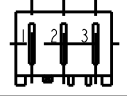

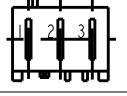

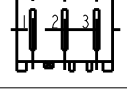

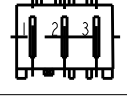

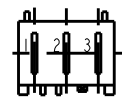
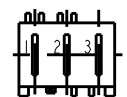
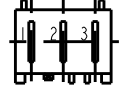


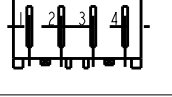

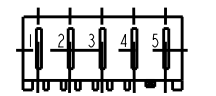

LEGENDA
(DESCRIPTION)



THIS DRAWING IS A CONTROLLED DOCUMENT.		DWN G. ENDRIZZI CHK G. TURCO APVD G. TURCO PRODUCT SPEC 108-20065-1, 108-20065-2 APPLICATION SPEC 114-20016, 114-20016-1 WEIGHT -- Customer Drawing	23JUL1995 23JUL1995 23JUL1995 23JUL1995	TE Connectivity	
DIMENSIONS: mm	TOLERANCES UNLESS OTHERWISE SPECIFIED: 0 PLC ±0.3 1 PLC ±0.3 2 PLC ±0.3 3 PLC ±0.3 4 PLC ±0.3 ANGLES ±	NAME MONO-SHAPE MK1 TAB CONNECTORS 2-10 POS.		SIZE A2	CAGE CODE b0779
MATERIAL SEE TABLE	FINISH SEE TABLE	DRAWING NO C-282002	RESTRICTED TO -	SCALE -	SHEET 4 OF 6
		REV AA31			

P	LTR	DESCRIPTION	DATE	DWN	APVD
		SEE SHEET 1			

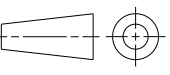
PA GF, UL-VO GWEPT 750° C NO FLAME, NATURAL

		ON TRAY		LOOSE PIECES		SEE SHEET 1 FOR ADDITIONAL DETAILS AND NOTES					
No. of POS.	CONFIGURATION ONLY FOR REF	P/N ASS'Y	PART REV.	P/N ASS'Y	PART REV.	POLARIZ. POSITION (BACK SIDE)	LOCKING POSITION (FRONT SIDE)	SPECIAL CODIFICAT. POSITION (FRONT SIDE)	L (mm)	COLOR CODE	POSSIBLE RAST 5 POLARIZ. 
2		2293382-2	AA			IS 2D	1-2	-	9.9		02-B 02-E 02-F
2		1-2293382-2	AA			IS 2D	1-2		9.9	GREEN	02-B 02-E 02-F
 2		2-2293382-2	I			ID 2D	1-2	-	9.9		
2		3-2293382-2	AA			ID 2S  	1-2	-	9.9	BLUE	02-A
 2		4-2293382-2	I			IS ID	1-2	-	9.9		
2		5-2293382-2	AA			IS 2D	1-2	-	9.9	GREY	02-B 02-E 02-F
3		2293382-3	AA			2S	2-3	-	14.9		
3		1-2293382-3	AA			- 	1-2	-	14.9	VIOLET	-
3		2-2293382-3	AA			ID	1-2	-	14.9	ORANGE	03-A 03-I
 3		3-2293382-3	I			IS ID	1-2	-	14.9		
 3		4-2293382-3	I			ID 2S 2D 3S	1-2	-	14.9		
 3		5-2293382-3	I			IS 3D	2-3	-	14.9		
3		6-2293382-3	AA			IS ID 2S 2D	1-2	-	14.9		
3		7-2293382-3	AA			IS 3D 	1-2		14.9	GREEN	03-F
4		2293382-4	AA			ID	1-2 3-4	2D	19.9	GREY	04-A
4		1-2293382-4	AA			IS 4D	1-2 3-4	-	19.9		
 4		2-2293382-4	I			TBD	TBD	TBD	19.9		
5		2293382-5	AA			-	4-5	-	24.9		
 6		2293382-6	I			TBD	TBD	TBD	29.9		

THIS DRAWING IS A CONTROLLED DOCUMENT.

DIMENSIONS:

mm



MATERIAL

SEE TABLE

TOLERANCES UNLESS OTHERWISE SPECIFIED:

0 PLC ±

1 PLC ±

2 PLC ±

3 PLC ±

4 PLC ±

ANGLES ±

FINISH ±

SEE TABLE

SEE TABLE

DWN G. ENDRIZZI 23JUL1995

CHK G. TURCO 23JUL1995

APVD G. TURCO 23JUL1995

PRODUCT SPEC 108-20065-1, 108-20065-2

APPLICATION SPEC 114-20016, 114-20016-1

WEIGHT --

Customer Drawing

TE Connectivity

MONO-SHAPE MK1 TAB CONNECTORS 2-10 POS.

SIZE A2 CAGE CODE 60779 DRAWING NO C-282002 RESTRICTED TO --

SCALE - SHEET 5 OF 6 REV AA31

4

3

2

1

THIS DRAWING IS UNPUBLISHED.

RELEASED FOR PUBLICATION

© COPYRIGHT 2011

ALL RIGHTS RESERVED.

LOC-

DIST-

REVISIONS

P	LTR	DESCRIPTION	DATE	DWN	APVD
		SEE SHEET 1			

PA GF, UL-V0 GWEPT 750° C NO FLAME, NATURAL

		ON TRAY		LOOSE PIECES		SEE SHEET 1 FOR ADDITIONAL DETAILS AND NOTES					
No. of POS.	CONFIGURATION ONLY FOR REF	P/N ASS'Y	PART REV.	P/N ASS'Y	PART REV.	POLARIZ. POSITION (BACK SIDE)	LOCKING POSITION (FRONT SIDE)	SPECIAL CODIFICAT. POSITION (FRONT SIDE)	L (mm)	COLOR CODE	POSSIBLE RAST 5 POLARIZ.
<div>10</div> 7		2293382-7	I			-	1-2 5-6	-	34.9		<div>10</div>
<div>10</div> 7		2-2293382-7	I			1S 2S 2D 3S 3D 4D 5S 6S 6D 7S 7D	1-2 5-6		34.9		
<div>10</div> 8		2293382-8	I			TBD	TBD	TBD	39.9		
<div>10</div> 9		2293382-9	I			TBD	TBD	TBD	44.9		
<div>10</div> 10		1-2293382-0	I			6D 8S	4-5 8-9	6S	49.9		

THIS DRAWING IS A CONTROLLED DOCUMENT.

DIMENSIONS:
mm

MATERIAL
SEE TABLE

TOLERANCES UNLESS OTHERWISE SPECIFIED:

0 PLC ±
1 PLC ±
2 PLC ±
3 PLC ±
4 PLC ±
ANGLES ±
FINISH

DWN
G. ENDRIZZI
CHK
G. TURCO
APVD
G. TURCO

23JUL1995
23JUL1995
23JUL1995

PRODUCT SPEC
108-20065-1, 108-20065-2
APPLICATION SPEC
114-20016, 114-20016-1
WEIGHT
-

TE Connectivity

MONO-SHAPE MK1
TAB CONNECTORS 2-10 POS.
-

SIZE
A260779

CAGE CODE
C-282002

DRAWING NO
Customer Drawing

RESTRICTED TO
-

SCALE
-

SHEET
6

OF
6

REV
AA31

1471-9 (3/11)