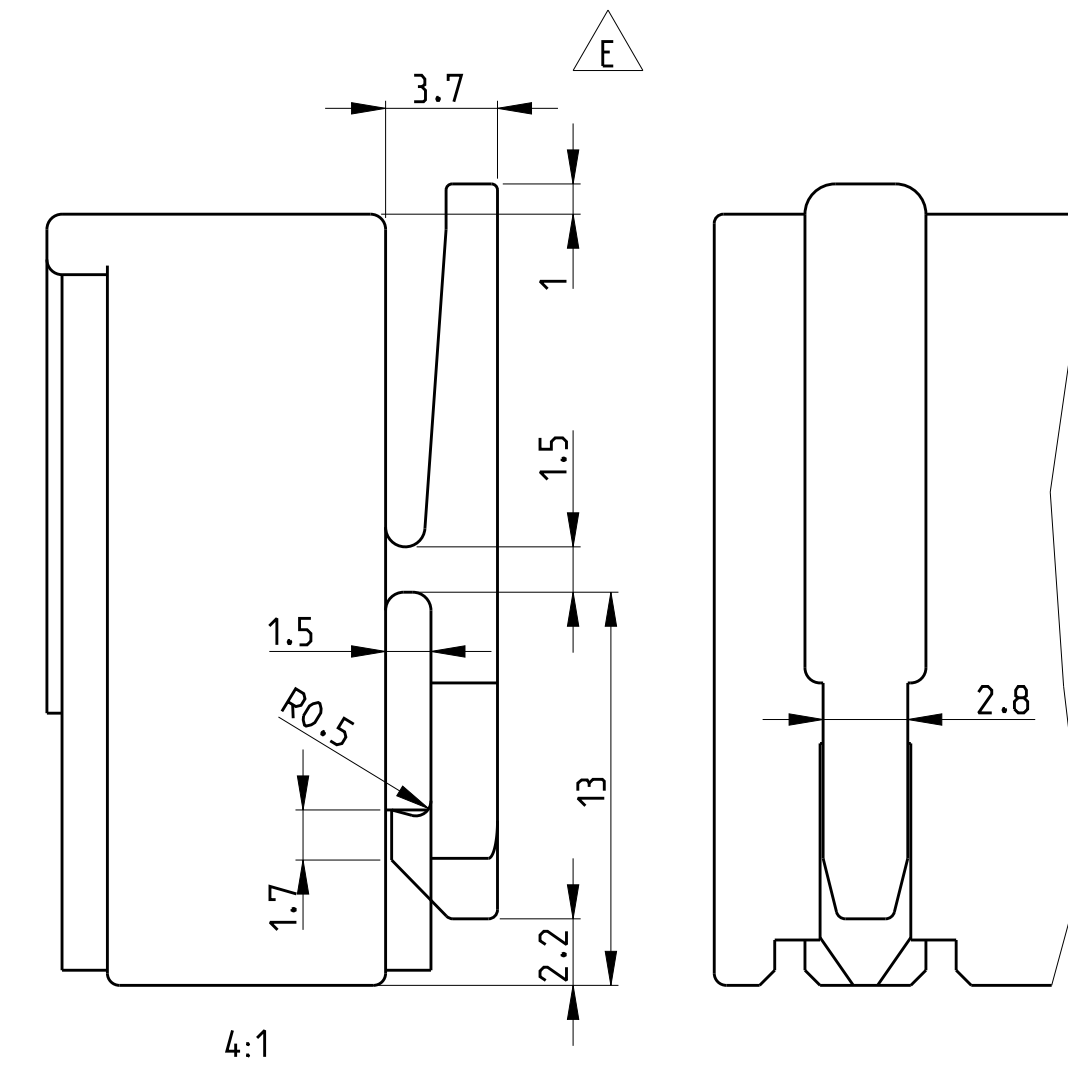
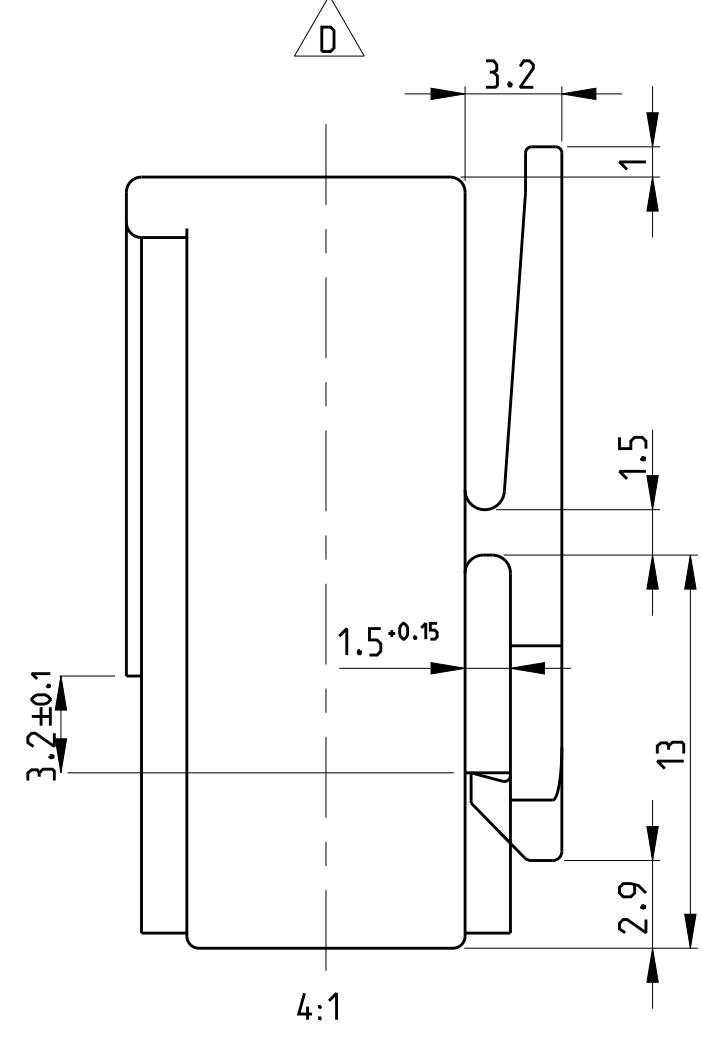
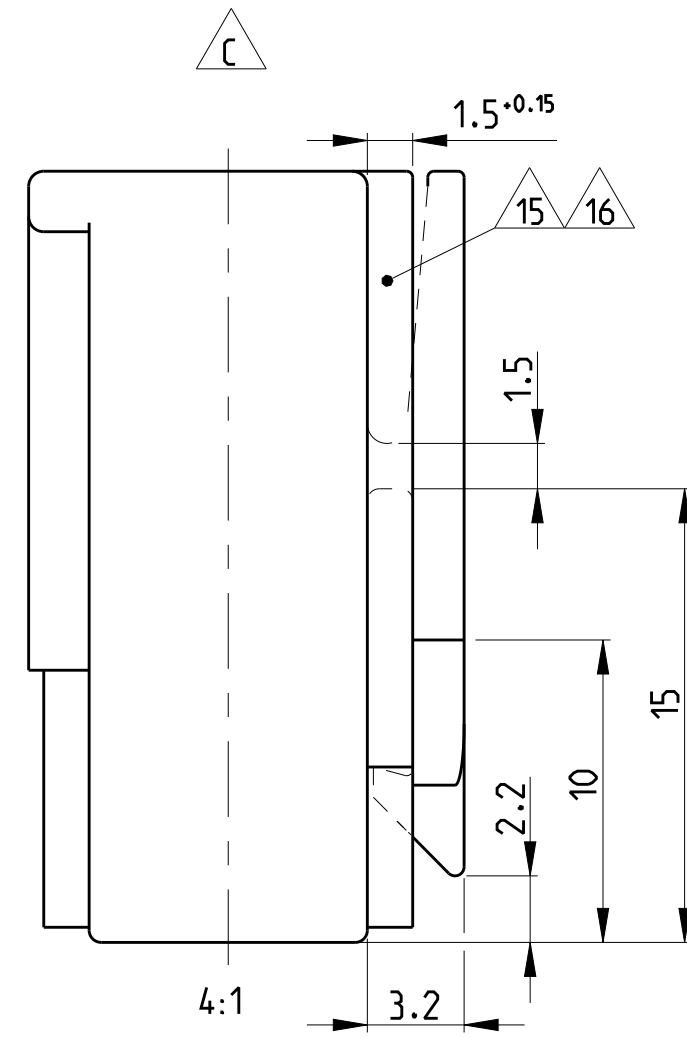
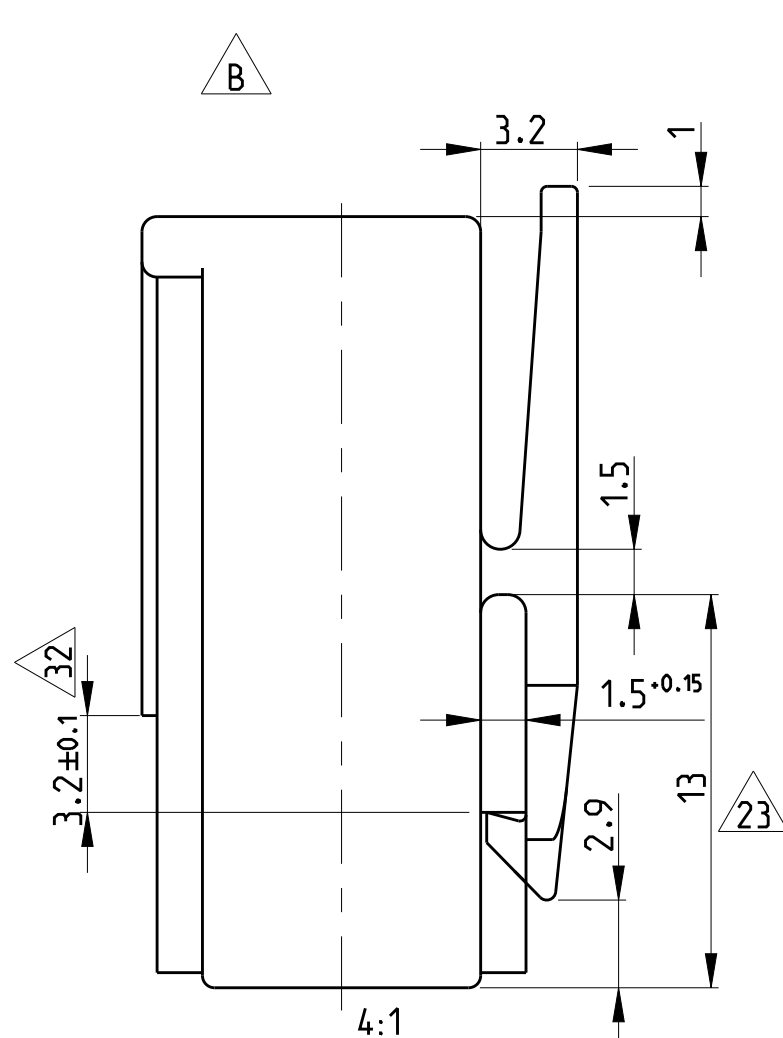




ALL OTHER DIMENSIONS ARE SAME

PAY ATTENTION !
DIFFERENT LOCKING LATCHES



31 ONLY FOR 1-2178029-3, TOLERANCE IS +0.15/-0.2

THIS DRAWING IS A CONTROLLED DOCUMENT.		DWN 18 JUL 2017 Kishor M CHW 07-NOV-06 K. Munz APVO 07-NOV-06 Th. Klenner		 TE Connectivity	
DIMENSIONS: mm		TOLERANCES UNLESS OTHERWISE SPECIFIED: ± 0.2		NAME	
		 1 PLG ± 0.1 2 PLG ± 0.1 3 PLG ± 0.001 4 PLG ± 0.001 		PRODUCT SPEC 108-1804-9 APPLICATION SPEC	
MATERIAL		FINISH		SIZE CAGE CODE DRAWING NO RESTRICTED TO A1 00779 C=1241965 -	
TBD		-		WEIGHT - Customer Drawing	
				SCALE 5:1 SHEET 1 of 4 REV B39	

ADDITIONAL NOTES SEE 3 OF SHEET 4

KEYING PLAN

02-B

0-928247-2

5-1241965-2

5-2178600-2

02-O

2-928247-2

02-I

3-928247-2

4-1241965-2

4-2178600-2

02-K

4-928247-2

02-E

5-928247-2

6-1241965-2

02-A

6-928247-2

0-1241965-2

0-2178600-2

2-2322912-2

02-P

7-928247-2

9-928247-2

9-1241965-2

02-C

8-928247-2

8-2178600-2

8-1241965-2

2322912-2

2345754-1

03-G

2-928247-3

03-D

3-928247-3

03-H

4-928247-3

03-K

2-964983-3

1-2178029-3

04-C

0-928247-4

0-1241965-4

1-1241965-4

04-F

2-928247-4

2-964983-4

04-G

3-928247-4

3-964983-4

04-A

4-928247-4

4-2178029-4

2-1241965-4

04-B

5-928247-4

05-B

2-928247-5

2-1703150-5

2-1241965-5

2-2178029-5

3-1241965-5

5-1241965-5

05-D

3-928247-5

06-D

2-928247-6

2-1241965-6

2322912-6

06-A

0-964983-6

0-1241965-6

07-C

0-928247-7

2-1241965-7

3-1241965-7

5-1241965-7

2322912-7

08-D

1-928247-8

0-1241965-8

2322912-8

09-D

2-928247-9

0-1241965-9

10

1-928247-10

2-928247-10

11-B

1-928247-11

1-1241965-11

02-D

0-964983-2

02-M

3-964983-2

7-1241965-2

02-G

3-1241965-2

2-964983-2

3-2178600-2

1-2322912-2

02-K

0-2178029-2

3-2178029-2

02-I

1-2178029-2

4-2178029-2

02-B

2-2178029-2

5-2178029-2

02-D

0-964983-2

02-M

3-964983-2

7-1241965-2

02-G

3-1241965-2

2-964983-2

3-2178600-2

1-2322912-2

02-K

0-2178029-2

3-2178029-2

02-I

1-2178029-2

4-2178029-2

02-B

2-2178029-2

5-2178029-2

3-1241965-7	7	07-C	35	30	NATURAL	PA6 GF15	D	A	<div></div>
3-1241965-5	5	05-B	25	20	NATURAL	UL94V-2	D	A	<div></div>
8-2178600-2	2	02-C	10	5	NATURAL	PA6 GF15	B	1	<div></div>
5-2178600-2	2	02-B	10	5	BLACK	UL94V-2	B	B	<div></div>
4-2178600-2	2	02-I	10	5	RED		B	B	<div></div>
3-2178600-2	2	02-G	10	5	BLUE	<div></div>	B	B	<div></div>
0-2178600-2	2	02-A	10	5	NATURAL		B	B	<div></div>
2-1241965-7	7	07-C	35	30	NATURAL	PA6	B	A	<div></div>
1-1241965-6	6	06-C	30	25	NATURAL	UL94V-2	B	1	<div></div>
0-1241965-6	6	06-A	30	25	NATURAL		B	A	<div></div>
5-1241965-3	3	-	15	10	NATURAL	<div></div>	A	1	<div></div>
0-1241965-3	3	-	15	10	NATURAL		B	1	<div></div>
6-1241965-2	2	02-E	10	5	NATURAL		B	A	<div></div>
5-2178029-5	5	-	25	20	GREEN		B	1	<div></div>
2-2178029-5	5	-	25	20	BLACK		B	A	<div></div>
4-2178029-4	4	-	20	15	NATURAL		B	1	<div></div>
9-2178029-3	3	-	15	10	YELLOW		B	A	<div></div>
1-2178029-3	3	-	15	10	NATURAL		B	B	<div></div>
0-2178029-3	3	-	15	10	NATURAL		B	A	<div></div>
5-2178029-2	2	02-B	10	5	NATURAL	PA66	B	1	<div></div>
4-2178029-2	2	02-I	10	5	NATURAL	UL94V-0	B	1	<div></div>
3-2178029-2	2	02-K	10	5	NATURAL		B	1	<div></div>
2-2178029-2	2	02-B	10	5	BLACK	<div></div>	B	A	<div></div>
1-2178029-2	2	02-I	10	5	RED	<div></div>	B	A	<div></div>
0-2178029-2	2	02-K	10	5	GREEN	<div></div>	B	A	<div></div>
PART NO.	POS.	RAST 5	DIM A	DIM B	COLOUR	MATERIAL	LOCKING LATCH	REV.	MATED WITH
Bestell-Nr.	Pol.	Rast 5	Maß A	Maß B	Farbe		Rasthaken	Rev.	Gegenstecker

SPECIAL VERSIONS
SEE SHEET 3 OF 3

0-964702-1

0-964702-2

0-964702-3

0-1241980-8

0-964702-1

0-964702-2

0-964702-3

0-1241980-8

SWAGED KEYING RIB
Abgeschrägte Kodierrippe

LOC	DIST	P	LTR	DESCRIPTION	DATE	DWN	APVD
A1	-	-	-	SEE SHEET 1	-	-	-

		7-1241965-2	2	02-M	10	5	NATURE	UL94 V-0	B	1	<div></div>
		0-1241980-8	8	-	40	35	NATURE/natur	UL94V-0	-	B	<div></div>
		5-964702-3		-			NATURE/natur				
		0-964702-3	9	-	45	40	NATURE/natur	UL94V-2	C	E	
		0-964702-2		-			BLACK/schwarz				
		0-964702-1		-			NATURE/natur				
3-1241817-4		0-964983-6	6	06-A	30	25	WHITE/weiß				
		3-964983-4	4	04-G	20	15	GREY/grau				
		2-964983-4	4	04-F	20	15	ORANGE/orange				
2-1241817-3		2-964983-3	3	03-K	15	10	GREEN/grün	UL94V-2	B	D	<div></div>
		3-964983-2	2	02-M	10	5	VIOLET/violett (lila)				
		2-964983-2	2	02-G	10	5	BLUE/blau				
3-969484-2		0-964983-2	2	02-D	10	5	BLACK/schwarz				
		1-1241965-1	11	11-B	55	50	NATURE/natur				
		0-1241965-9	9	09-D	45	40	NATURE/natur				
		0-1241965-8	8	08-D	40	35	NATURE/natur				
		1-1241965-7	7		35	30	NATURE/natur				
		0-1241965-7	7		35	30	NATURE/natur				
		2-1241965-6	6	06-D	30	25	NATURE/natur				
		2-1241965-5	5	05-B	25	20	NATURE/natur	UL94V-2	B	B	<div></div>
		0-1241965-5	5		25	20	NATURE/natur				
		0-1241965-4	4	04-C	20	15	NATURE/natur	<div></div>			
		9-1241965-2	2		10	5	NATURE/natur				
		5-1241965-2	2	02-B	10	5	BLACK/schwarz				
		4-1241965-2	2	02-I	10	5	RED/rot				
		3-1241965-2	2	02-G	10	5	BLUE/blau				
		0-1241965-2	2	02-A	10	5	NATURE/natur				
		1-928247-1	11	11-B	55	50	YELLOW/gelb		B		<div></div>
		2-928247-0	10	-	50	45	GREY/grau		B		<div></div>
		1-928247-0	10	-	50	45	BROWN/braun	UL94V-2	B		<div></div>
		2-928247-9	9	09-D	45	40	BLUE/blau		B		<div></div>
		0-928247-8	8	08-D	40	35	BLUE/blau		B		<div></div>
		6-928247-7	7	-	35	30	GREEN/grün		A		<div></div>
		4-928247-7	7	-	35	30	NATURE/natur		A		<div></div>
		3-928247-7	7	-	35	30	NATURE/natur	UL94V-0	A		<div></div>
		0-928247-7	7	07-C	35	30	GREY/grau		B		<div></div>
		2-928247-6	6	06-D	30	25	BLUE/blau		B		<div></div>
		0-1703150-6	6	06-C	30	25	GREY/grau		A		<div></div>
		0-928247-6	6	06-C	30	25	GREY/grau		B		<div></div>
		6-928247-5	5	-	25	20	NATURE/natur	UL94V-2	B		<div></div>
		5-928247-5	5	-	25	20	GREEN/grün		B		<div></div>
		3-928247-5	5	05-D	25	20	BLUE/blau		A		<div></div>
		2-1703150-5	5	05-B	25	20	BLACK/schwarz		A		<div></div>
		2-928247-5	5	05-B	25	20	BLACK/schwarz		B		<div></div>
		9-928247-4	4	-	20	15	NATURE/natur	UL94V-0	A		<div></div>
		5-928247-4	4	04-B	20	15	BLACK/schwarz		A	L	<div></div>
		4-928247-4	4	04-A	20	15	NATURE/natur		B		<div></div>
		3-928247-4	4	04-G	20	15	VIOLET/violett (lila)		B		<div></div>
		2-928247-4	4	04-F	20	15	WHITE/weiß		B		<div></div>
		0-928247-4	4	04-C	20	15	GREY/grau		B		<div></div>
		5-928247-3	3	-	15	10	NATURE/natur		A		<div></div>
		4-928247-3	3	03-H	15	10	BROWN/braun		A		<div></div>
NATURE	1-969484-7	3-928247-3	3	03-D	15	10	BLUE/blau		A		<div></div>
NATURE	1-969484-8	2-928247-3	3	03-G	15	10	VIOLET/violett (lila)		A		<div></div>
NATURE	3-969484-7	0-928247-3	3	-	15	10	YELLOW/gelb	UL94V-2	B		<div></div>
		9-928247-2	2	-	10	5	NATURE/natur		B		<div></div>
		8-928247-2	2	02-C	10	5	GREY/grau		B		<div></div>
NATURE	0-969484-3	7-928247-2	2	02-P	10	5	PURPLED/purpurot		A		<div></div>
		6-928247-2	2	02-A	10	5	NATURE/natur		B		<div></div>
		5-928247-2	2	02-E	10	5	GREEN/grün		B		<div></div>
		4-928247-2	2	02-K	10	5	YELLOW GREEN/gelbgrün		B		<div></div>
		3-928247-2	2	02-I	10	5	ORANGE/orange		A		<div></div>
		2-928247-2	2	02-O	10	5	PINK/rosa		A		<div></div>
		0-928247-2	2	02-B	10	5	BLACK/schwarz		A		<div></div>
		PART NO.	POS.	RAST 5	DIM A	DIM B	COLOUR	MATERIAL	LOCKING LATCH	REV.	MATED WITH
COLOUR	SUPERSEDED BY PN:	Bestell-Nr.	Pol.	Rast 5	Maß A	Maß B	Farbe		Rasthaken	Rev.	Gegenstecker

THIS DRAWING IS A CONTROLLED DOCUMENT.

OWN: Kishor M

CHK: K. Munz

APVD: Th. Klenner

DATE: 18JUL2017

DATE: 07-NOV-06

DATE: 07-NOV-06

DIMENSIONS:

mm

TOLERANCES UNLESS OTHERWISE SPECIFIED:

±0.2

±0.1

±0.05

±0.001

±0.0001

ANGLES

FINISH

PRODUCT SPEC

108-18049

APPLICATION SPEC

WEIGHT

-

Customer Drawing

TE Connectivity

2-12 POS. STANDARD TIMER HSG WITH EXTERIOR LOCKING

SIZE: A1

CAGE CODE: 00779

DRAWING NO: 1241965

RESTRICTED TO: -


SCALE: 5:1


SHEET: 2






































OF: 4

REV: B39




LOC	DIST	REVISIONS					
A1	-	P	LTR	DESCRIPTION	DATE	DWN	APVD
				SEE SHEET 1			

 ONLY FOR 2322912-3. TOLERANCE IS +0.1/-0.15

 ONLY FOR 2322912-6. TOLERANCE IS -0.30

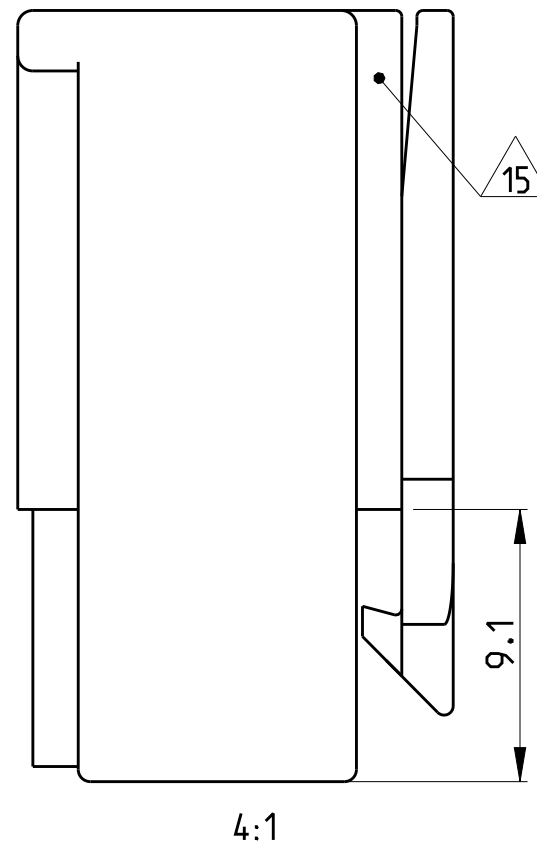
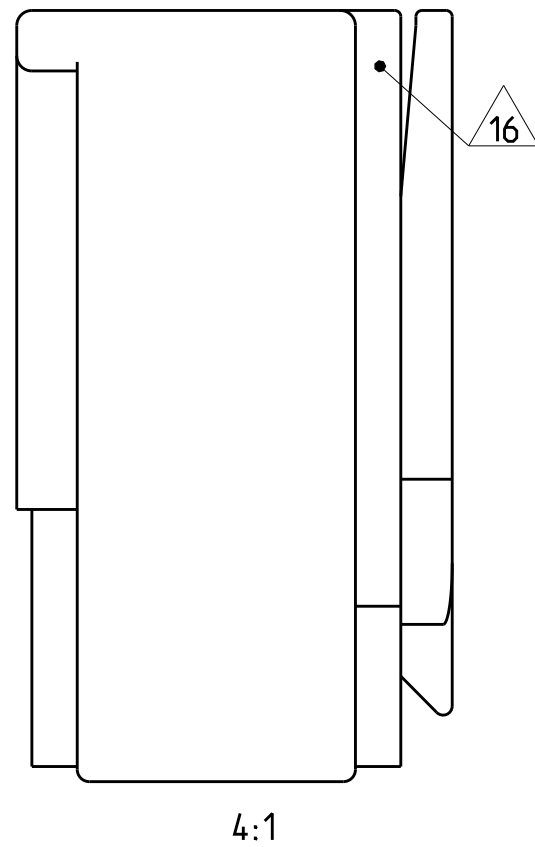
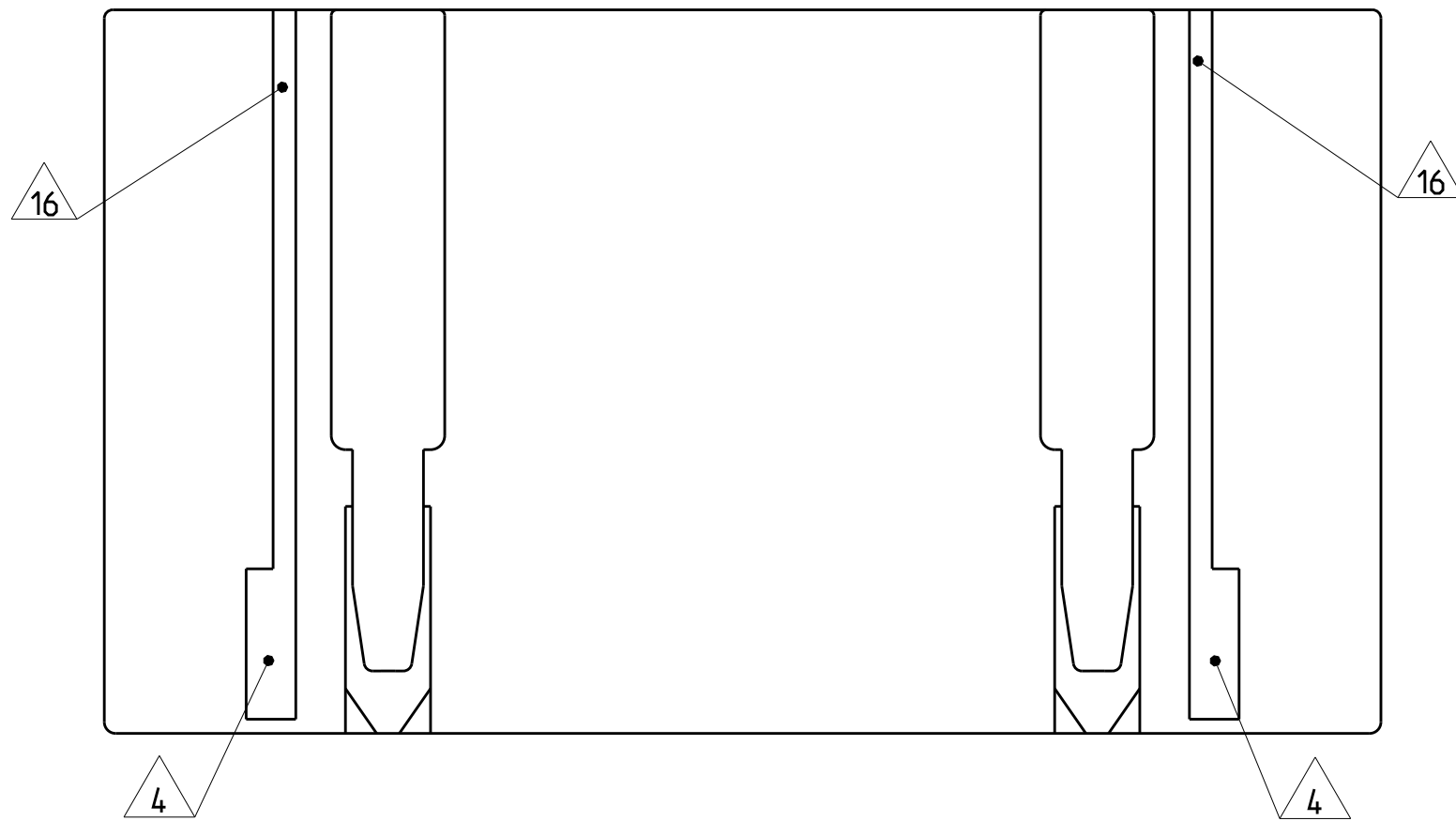
	2322912-8	8	08-D	40	35	BLUE	PA66 UL94 V0 GW T 750	B	B	 
	2322912-7	7	07-C	35	30	GREY		B	B	 
	2322912-6	6	06-D	30	25	BLUE		B	B	 
	2322912-3	3	-	15	10	YELLOW		B	B	 
	2-2322912-2	2	02-A	10	5	NATURE		B	1	 
	1-2322912-2	2	02-G	10	5	BLUE		B	1	 
	2322912-2	2	02-C	10	5	GREY		B	B	 
	5-1241965-4	4	-	20	15	NATURAL	PA66 UL94 V0 GW T 750 CTI350	E	B	 
	4-1241965-4	4	-	20	15	NATURAL		E	B	 
	3-1241965-4	4	-	20	15	NATURAL		E	1	 
	2-1241965-4	4	-	20	15	NATURAL		E	A	 
	1-1241965-4	4	04-C	20	15	NATURAL		E	A	 
	8-1241965-2	2	02-C	10	5	NATURAL		E	A	 
	4-1241965-7	7	-	35	30	NATURAL		E	A	 
	5-1241965-7	7	07-C	35	30	NATURAL		E	1	 
	5-1241965-5	5	05-B	25	20	NATURAL		E	1	 
PART NO.		POS.	RAST 5	DIM A	DIM B	COLOUR	MATERIAL	LOCKING LATCH	REV.	MATED WITH
SPECIAL VERSION: UL94 V0 & GW T 750										

KEYING PLAN SEE SHEET 2 OF 4

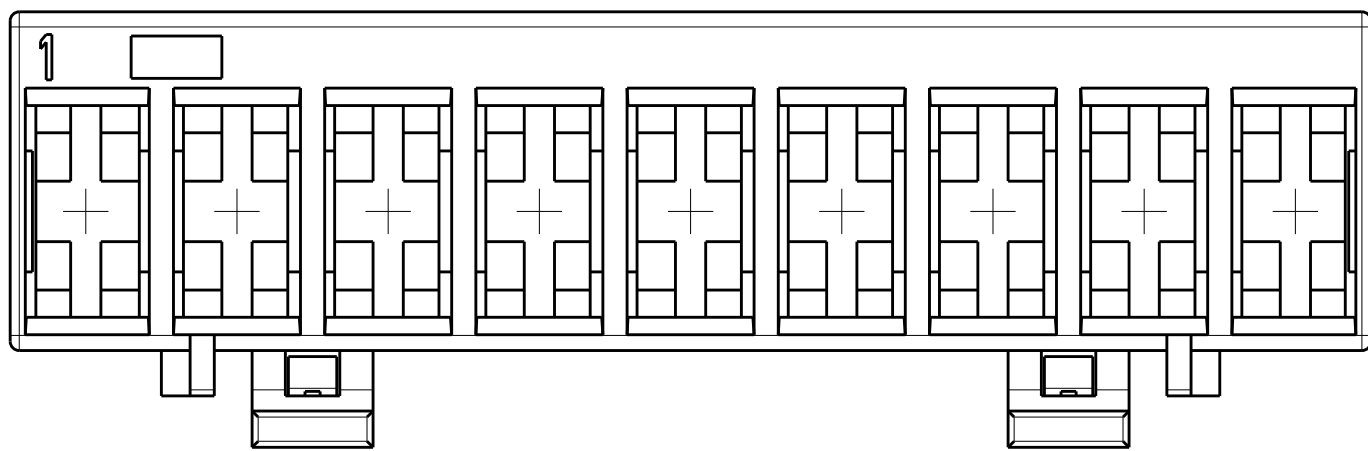
	8-1241965-2	2	02-C	10	5	NATURAL	PA66 UL94 V0	E	1	 
PART NO.		POS.	RAST 5	DIM A	DIM B	COLOUR	MATERIAL	LOCKING LATCH	REV.	MATED WITH
SPECIAL VERSION: UL94 V0										

SPECIAL VERSIONS 15 16

9 POS STD. TIMER HSG. WITH TANGLING PROTECTION

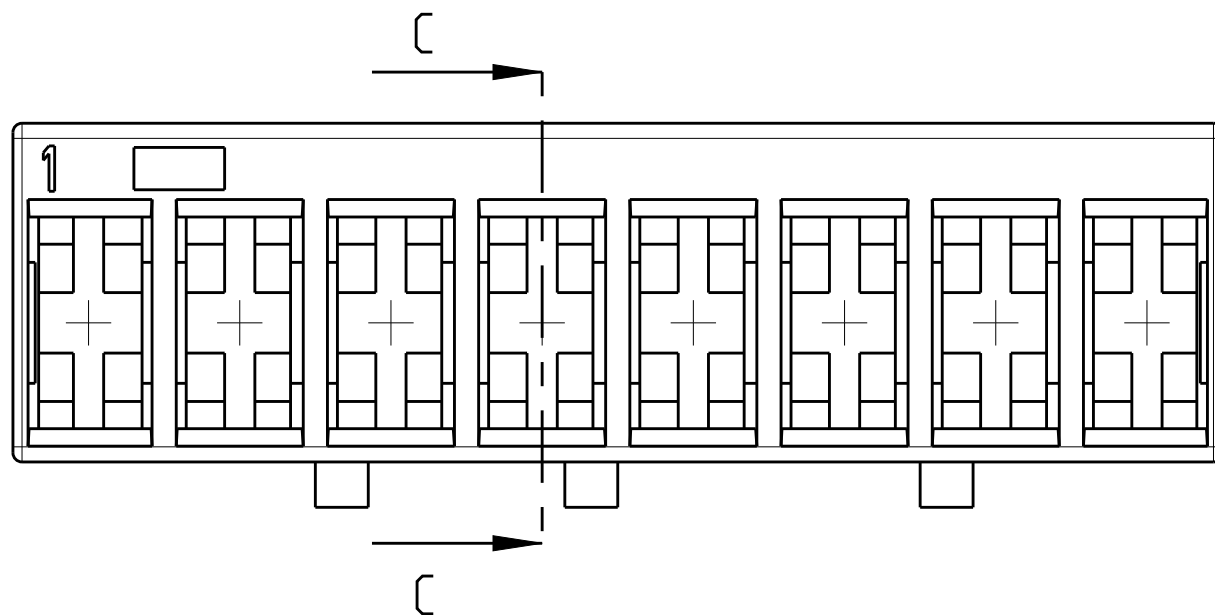
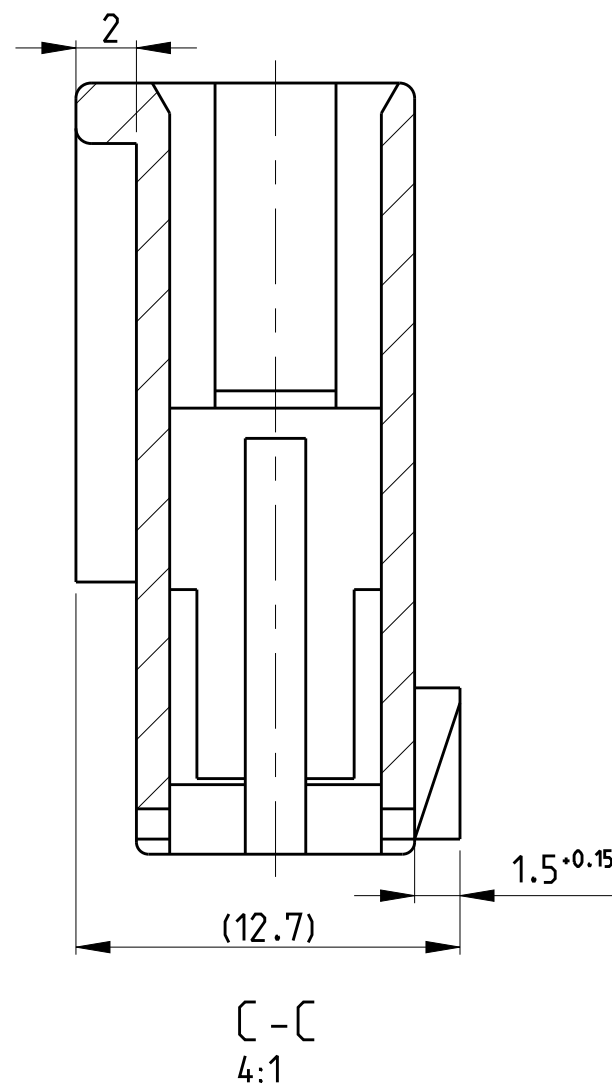
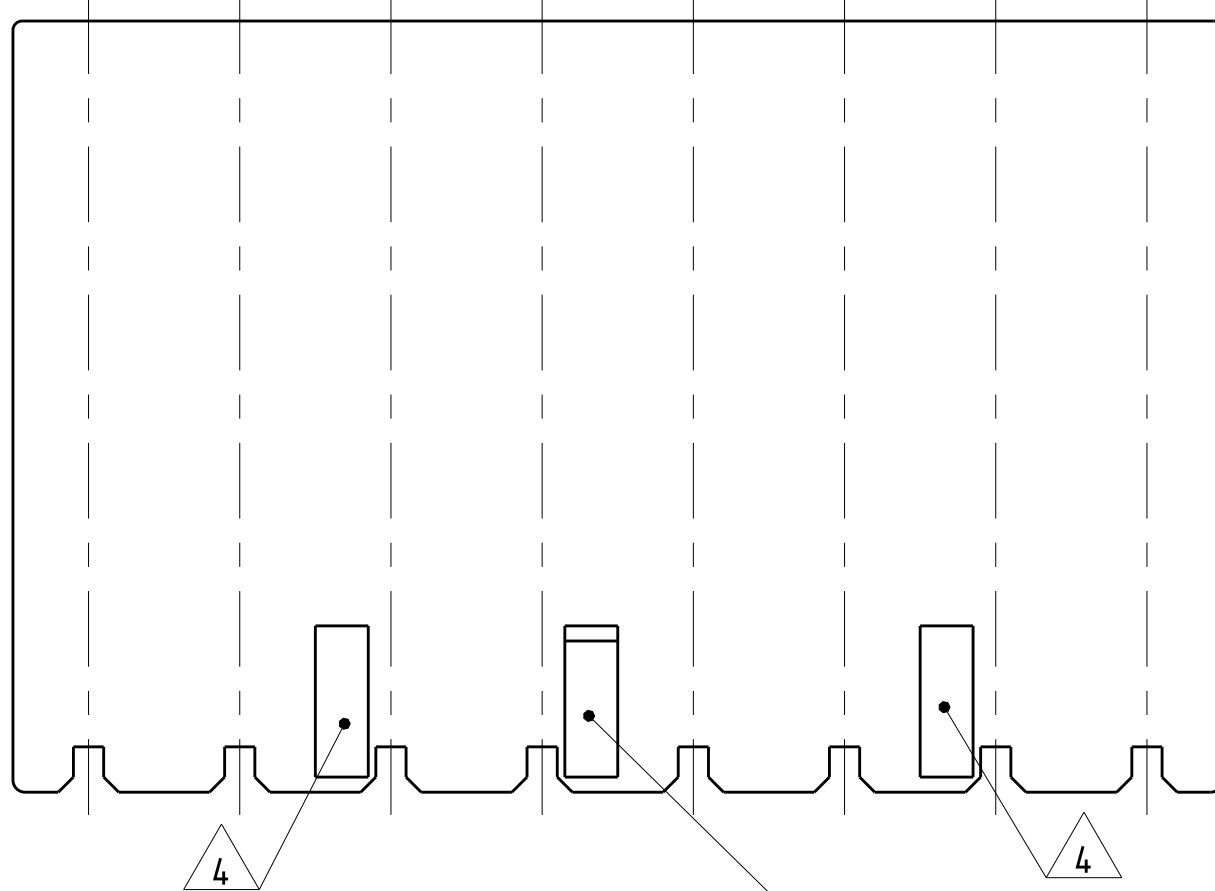


ONLY FOR 0-964702-2



SPECIAL VERSION 18

8 POS SPECIAL STD. TIMER HSG.



LOC

DIST

P

LTR

REVISIONS

DESCRIPTION

DATE

DWN

APVD

A1

-

-

-

SEE SHEET 1

-

-

-

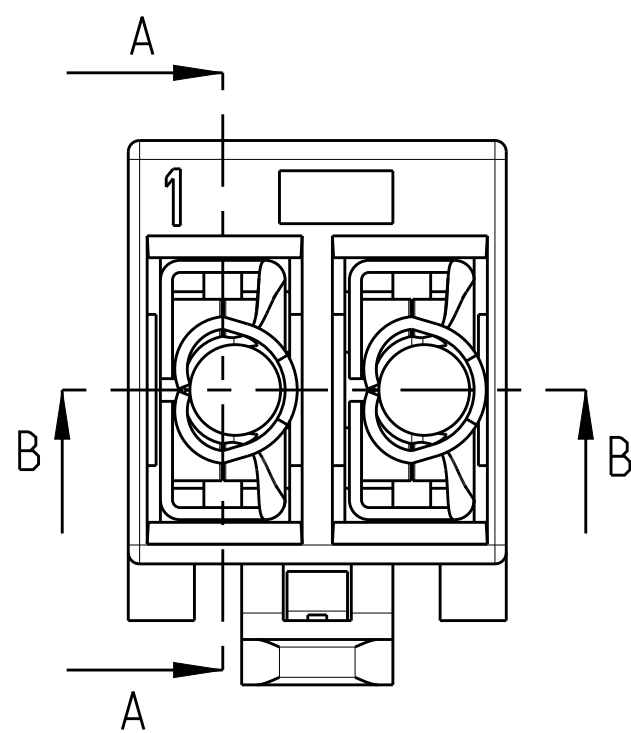
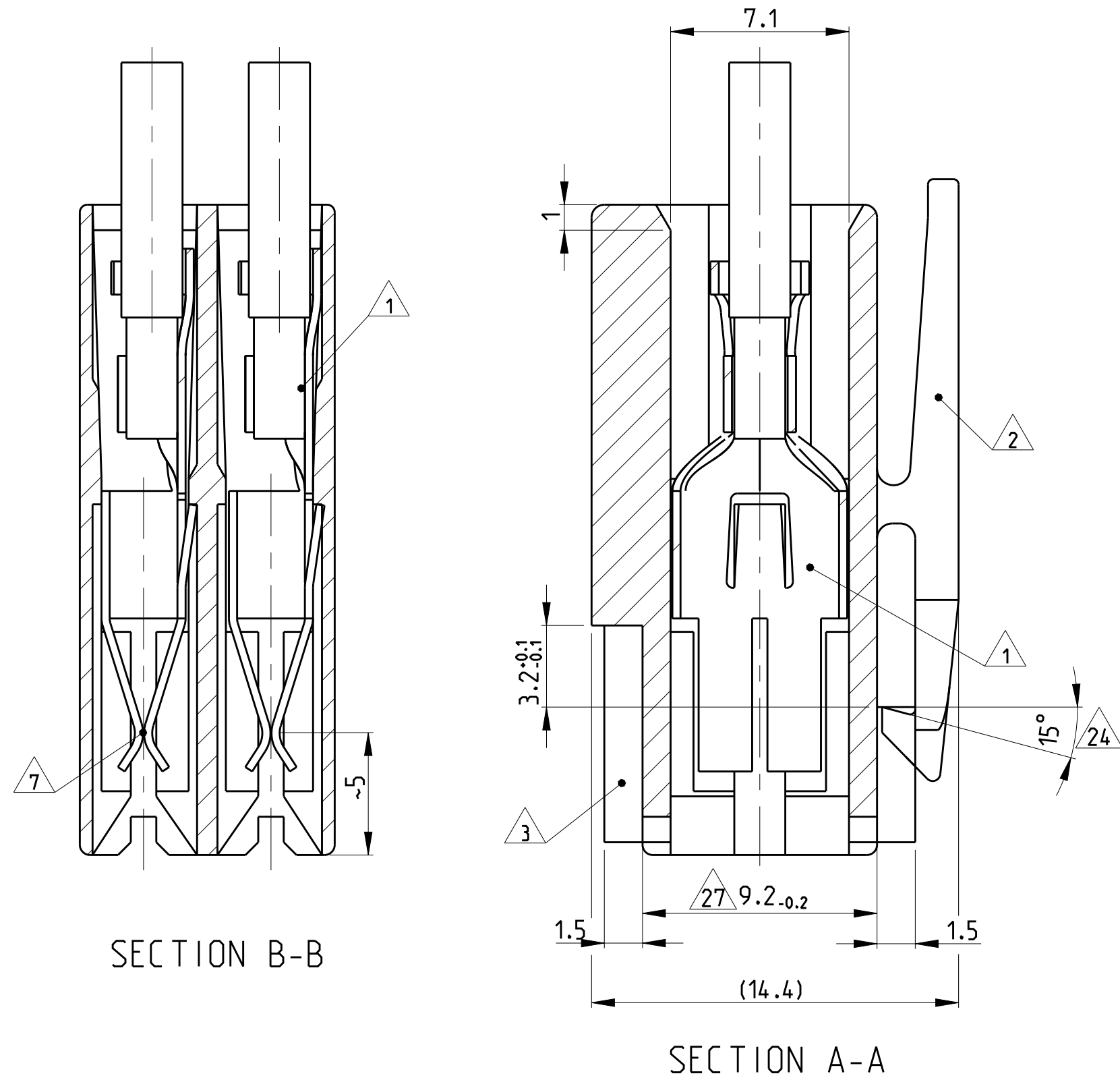
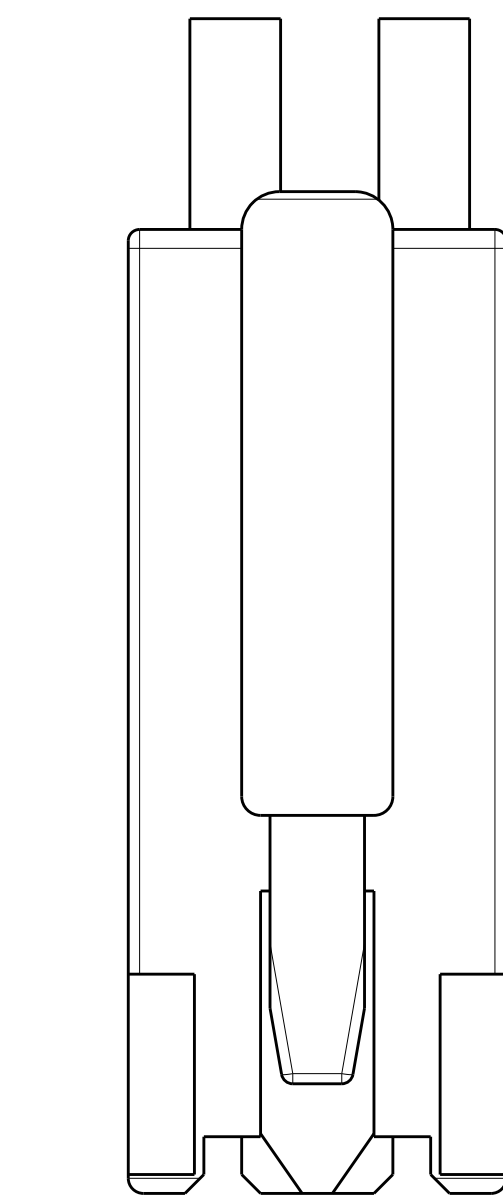
POLARIZATION SIDE

KEYING AND LATCH SIDE

SECTION A-A

LAYOUT: TAB HEADER HOUSING

ONLY FOR INFORMATION



THIS DRAWING IS A CONTROLLED DOCUMENT.		OWN: Kishor M	18 JUL 2017	TE Connectivity	
DIMENSIONS:		CHK: K. Munz	07-NOV-06		
mm		APVD: Th. Klenner	07-NOV-06	NAME	
		TOLERANCES UNLESS OTHERWISE SPECIFIED:		PRODUCT SPEC	
		0-PLC ±0.2		108-18049	
		1-PLC ±0.1		APPLICATION SPEC	
		2-PLC ±0.001		WEIGHT	
		3-PLC ±0.001		SIZE	
		4-PLC ±0.0001		CAGE CODE	
MATERIAL		FINISH		DRAWING NO	
TBD		-		A1 00779	
				Customer Drawing	
				SCALE	
				5:1	
				SHEET	
				4 of 4	
				REV	
				B39	