

1. MATERIALS AND FINISHES:

BODY	- BRASS, NICKEL PLATING
CONTACT	- BeCu, GOLD PLATING
INSULATOR	- PTFE
FERRULE	- COPPER, NICKEL PLATING
BULLET CONTACT	- BRASS, GOLD PLATING

2. ELECTRICAL:

- A. IMPEDANCE: 50 OHM
- B. FREQUENCY RANGE: DC - 6 GHz
- C. VSWR(RETURN LOSS): 1.15 (23.127 dB), MAX.
- D. DIELECTRIC WITHSTANDING VOLTAGE: 1000 VRMS, MIN.

3. MECHANICAL:  
A. DURABILITY: 500 CYCLES MIN.  
B. TEMPERATURE RANGE: -65° C TO +165° C

4. PACKAGING:  
A. QUANTITY: SINGLE PACK  
B. MARKING: BAG TO BE MARKED  
"AMPHENOL RF, 31-6827, AND DATE CODE"

5. RECOMMENDED CABLE ASSEMBLY INSTRUCTIONS:

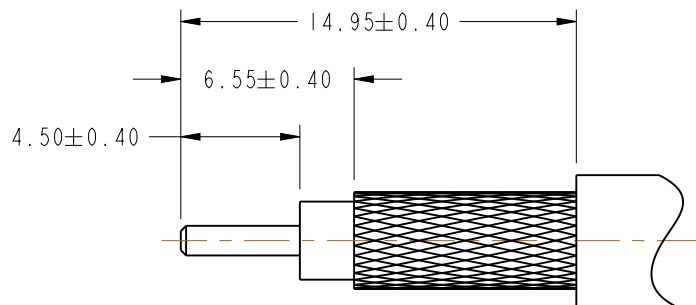
- A. TRIM CABLE AS SHOWN.
- B. SLIDE FERRULE AND INSULATOR DISC ONTO CABLE.
- C. SOLDER CABLE CENTER CONDUCTOR TO BULLET CONTACT.
- D. INSERT CABLE WITH FOIL ENTERING CONNECTOR AND BRAID OVER KNURL.
- E. CRIMP FERRULE OVER BRAID WITH 0.255" HEX DIE.

6 SHOWS CABLE ENTRY DIMENSIONS.

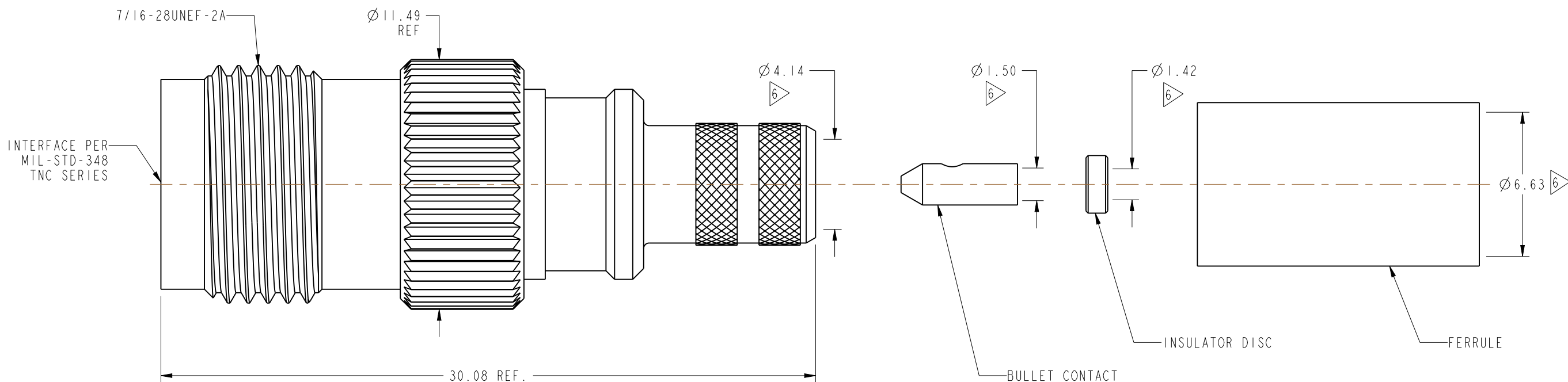
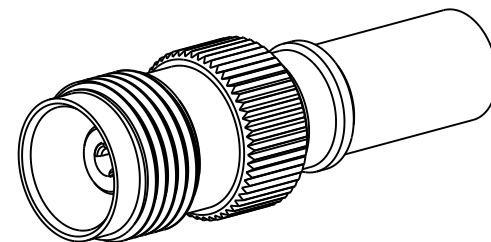
THIRD ANGLE PROJ. 

## REVISIONS

REV	DESCRIPTION	DATE	ECO	APPR
A	RELEASE TO MFG.	21-May-18	08141	KCE



## RECOMMENDED CABLE STRIPPING DIM'S



## CUSTOMER OUTLINE DRAWING

ALL OTHER SHEETS ARE FOR INTERNAL USE ONLY

UNLESS OTHERWISE SPECIFIED, DIMENSIONS ARE IN METRIC AND TOLERANCES ARE: <0.5mm      0.5 - 6mm      6 - 30mm      30 - 120mm      ANGLES ± 0.05mm    ±0.1mm      ±0.2mm      ± 0.3mm      ±1°		MATERIAL -		DRAWN K. ELMES		DATE 19-Dec-17		TITLE TNC STR JACK FOR LMR-240-UF, LMR-240 CABLE		Amphenol RF  www.amphenolrf.com	
NOTICE - These drawings, specifications, or other data (1) are, and remain the property of Amphenol corp. (2) must be returned upon request; and (3) are confidential and not to be disclosed to any person other than those to whom they are given by Amphenol Corp. the furnishing of these drawings, specifications, or other data by Amphenol Corp., or to any other person to anyone for any purpose is not to be regarded by implication or otherwise in any manner licensing, granting rights to permitting such holder or any other person to manufacture, use or sell any product, process or design, patented or otherwise, that may in any way be related to or disclosed by said drawings, specifications, or other data.		REFERENCE EAR # 8049		ENGINEER K. ELMES		DATE 19-Dec-17					
		CONFIGURATION LEVEL: In Work		APPROVED K. CAPOZZI		DATE 21-May-18					
FINISH				CAD FILE		DWG SIZE B		REV A		DRAWING NO. 31-6827	
										ITEM NO. 31-6827	
										PART NO. 31-6827	