

# XS4P12PA370

inductive sensor XS4 M12 - L52mm - PPS -  
Sn4mm - 12..48VDC - cable 2m



## Main

Range of product	OsiSense XS
Series name	General purpose
Sensor type	Inductive proximity sensor
Device application	-
Sensor name	XS4
Sensor design	Cylindrical M12
Size	52 mm
Body type	Fixed
Detector flush mounting acceptance	Non flush mountable
Material	Plastic
Type of output signal	Discrete
Wiring technique	3-wire
[Sn] nominal sensing distance	4 mm
Discrete output function	1 NO
Output circuit type	DC
Discrete output type	PNP
Electrical connection	Cable
Cable length	2 m
[Us] rated supply voltage	12...48 V DC with reverse polarity protection
Switching capacity in mA	<= 200 mA DC with overload and short-circuit protection
IP degree of protection	IP68 double insulation conforming to IEC 60529

## Complementary



Thread type	M12 x 1
Detection face	Frontal
Front material	PPS
Enclosure material	PPS
Operating zone	0...3.2 mm
Differential travel	1...15% of Sr
Cable composition	3 x 0.34 mm <sup>2</sup>
Wire insulation material	PvR
Status LED	1 LED (yellow) for output state
Supply voltage limits	10...58 V DC
Switching frequency	<= 5000 Hz
Voltage drop	<= 2 V (closed
Current consumption	0...10 mA (no-load)
Delay first up	<= 10 ms
Delay response	<= 0.1 ms
Delay recovery	<= 0.1 ms
Marking	CE
Threaded length	42 mm
Height	12 mm

Length	52 mm
Product weight	0.065 kg

## Environment

Product certifications	CCC CSA UL Ecolab
Ambient air temperature for operation	-25...70 °C
Ambient air temperature for storage	-40...85 °C
Vibration resistance	25 gn, amplitude: +/- 2 mm (f = 10...55 Hz) conforming to IEC 60068-2-6
Shock resistance	50 gn (duration = 11 ms) conforming to IEC 60068-2-27

## Offer Sustainability

Sustainable offer status	Green Premium product
RoHS (date code: YYWW)	Compliant - since 0808 - <a href="#">Schneider Electric declaration of conformity</a>
REACH	Reference not containing SVHC above the threshold
Product environmental profile	Available  <a href="#">Download Product Environmental</a>
Product end of life instructions	Available  <a href="#">Download End Of Life Manual</a>

## Dimensions



## Minimum Mounting Distances

Side by side



e (1) 16 mm/0.63 in.

≥

Face to face



e (2) 48 mm/1.89 in.

≥

Facing a metal object



e (3) 12 mm/0.47 in.

≥

Mounted in a metal support



d ≥ 36 mm/1.42 in.

h ≥ 8 mm/0.31 in.

## Mounting



(1) Bending cable: 4 x external cable diameter

## Wiring Schemes

PNP



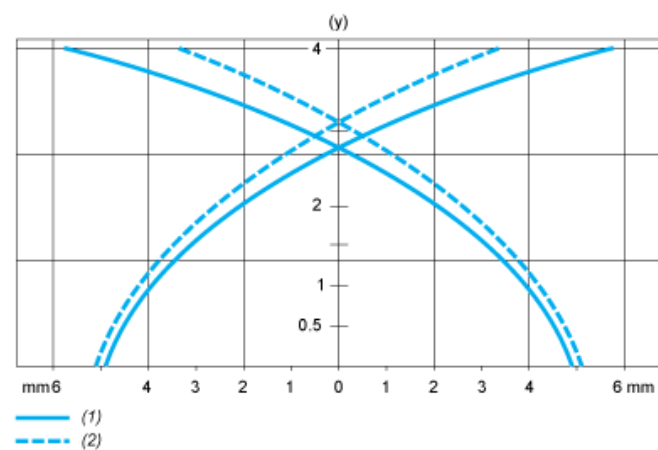
BU : Blue  
BN : Brown  
BK : Black

---

Performance Curves

---

Standard Steel Target : 12x12x1 mm



- (1) Pick-up points  
(2) Drop-out points (object approaching from the side)  
(y) Sensing distance in mm