

Oct.1.2018 Copyright 2018 HIROSE ELECTRIC CO., LTD. All Rights Reserved.
In case that the application demands a high level of reliability, such as automotive,
please contact a company representative for further information.

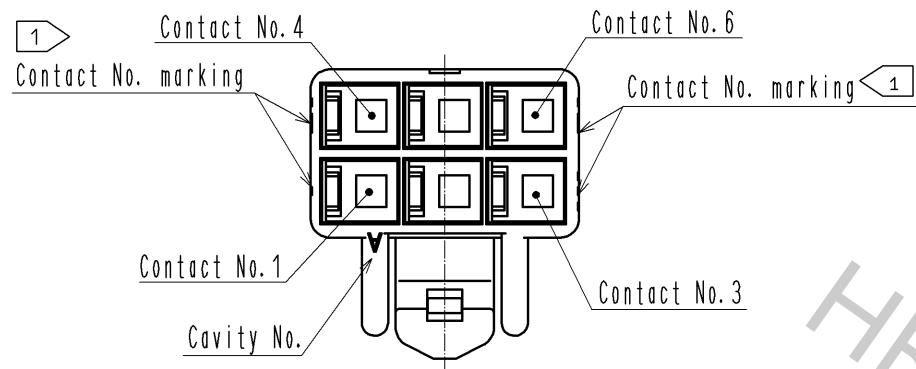
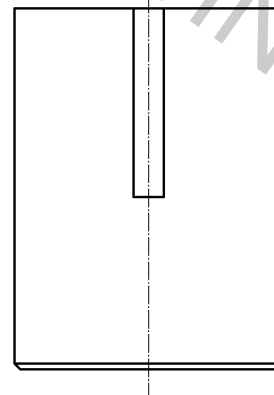
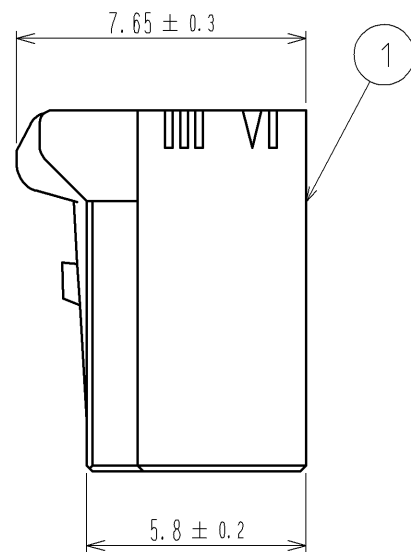
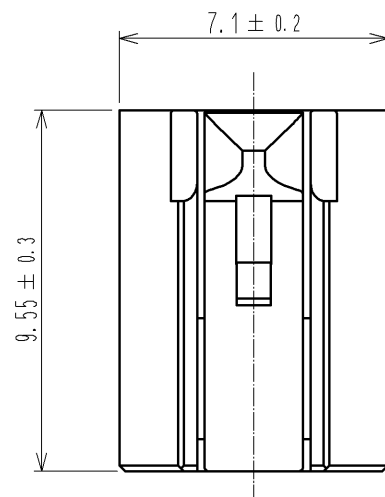
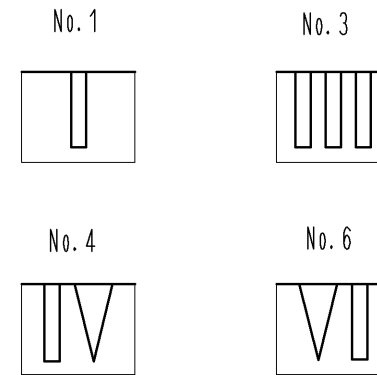
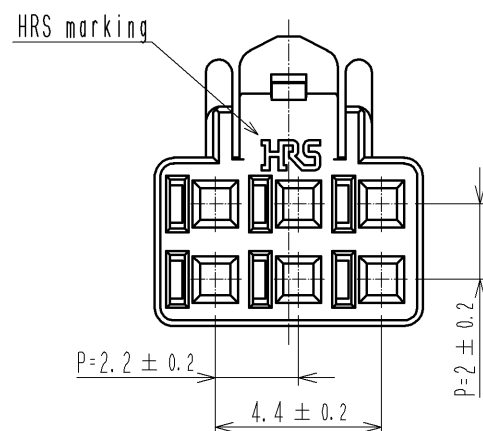
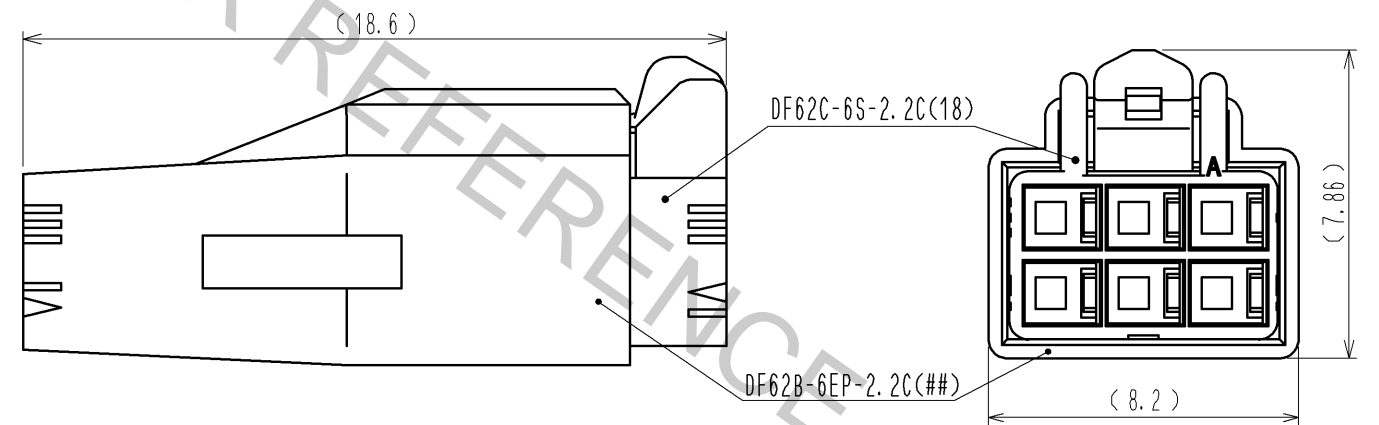


Figure-1 Contact No. marking (10:1)

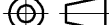





Mating figure



- Note. 1. Markings at the indicated positions are contact No. marking. And shapes are shown in Figure-1.
2. Per pack : 100 pieces.
3. The dimensions in parenthesis are for reference.
4. UL (File No.E52653),C-UL (File No.E52653) approved product.



				1		PBT		UL94V-0 (RED)											
NO.		MATERIAL		FINISH . REMARKS				NO.		MATERIAL		FINISH . REMARKS							
UNITS mm				SCALE 5 : 1				COUNT		DESCRIPTION OF REVISIONS				DESIGNED		CHECKED		DATE	
 HIROSE ELECTRIC CO., LTD.				APPROVED : KI. AKIYAMA				14. 06. 06		DRAWING NO.		EDC3-351974-02							
				CHECED : TS. FUKUSHIMA				14. 06. 06		PART NO.		DF62C-6S-2. 2C(18)							
				DESIGNED : TS. KUMAZAWA				14. 06. 06		CODE NO.		CL544-0569-5-18							
				DRAWN : TS. KUMAZAWA				14. 06. 06											
																 1/1			