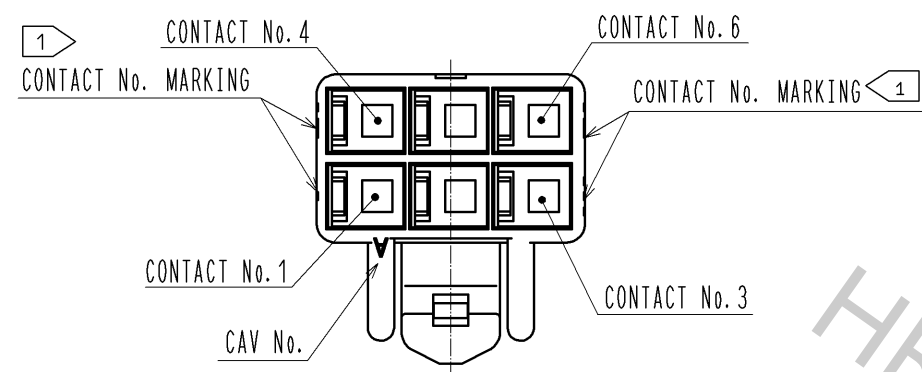
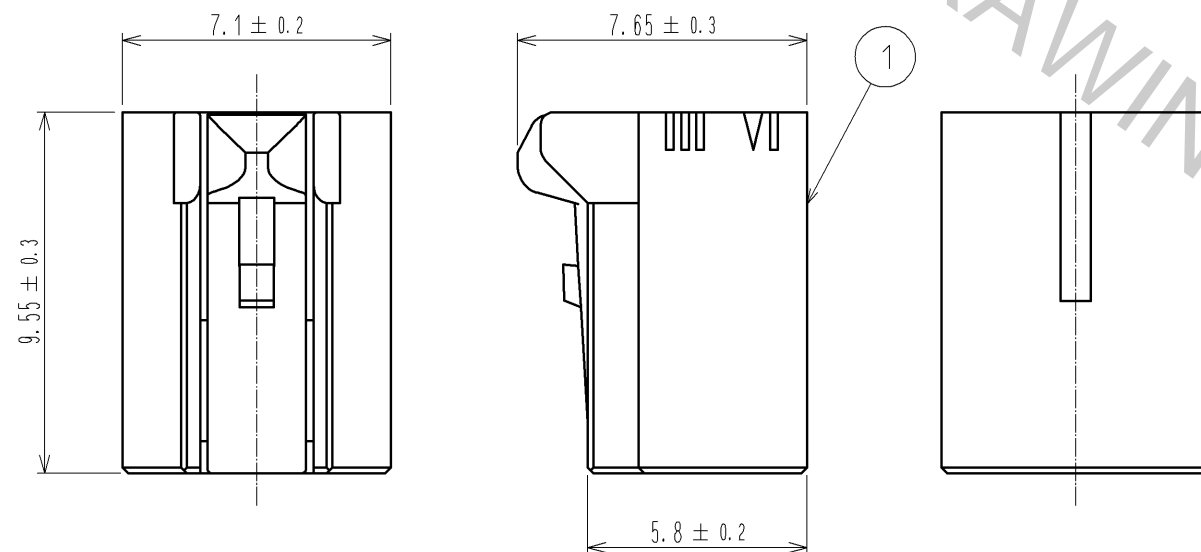
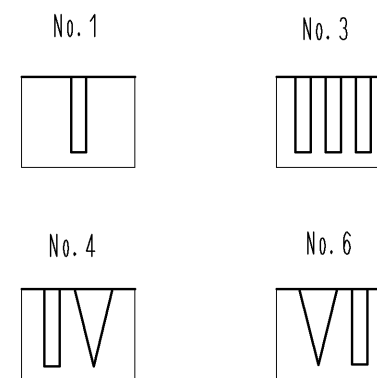


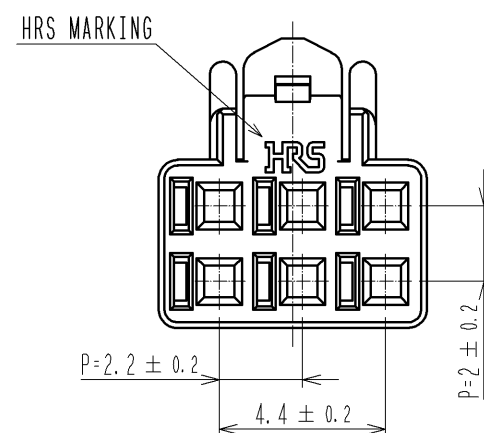
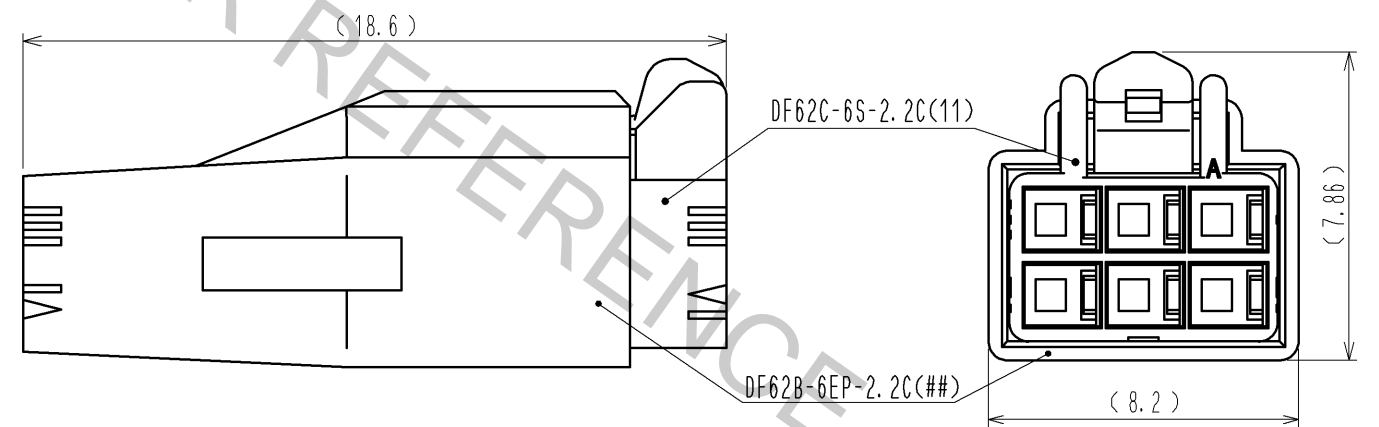
Oct.1.2018 Copyright 2018 HIROSE ELECTRIC CO., LTD. All Rights Reserved.
In case that the application demands a high level of reliability, such as automotive,
please contact a company representative for further information.




1> FIGURE-1 CONTACT No. MARKING (10:1)



MATING FIGURE



- NOTE. 1> MARKINGS AT THE INDICATED POSITIONS ARE CONTACT NO. MARKING. AND SHAPES ARE SHOWN IN FIGURE-1.
2. PER PACK : 100 PIECES.
3. THE DIMENSIONS IN PARENTHESIS ARE FOR REFERENCE.

NO.		MATERIAL		FINISH . REMARKS		1	PBT	UL94V-0 (BLACK)
UNITS mm		SCALE 5 : 1		COUNT	DESCRIPTION OF REVISIONS	DESIGNED	CHECKED	DATE
 HIROSE ELECTRIC CO., LTD.		APPROVED : KI. AKIYAMA		13. 05. 29	DRAWING NO.	EDC3-351974-01		
		CHECKED : HK. UMEHARA		13. 05. 29	PART NO.	DF62C-6S-2. 2C(11)		
		DESIGNED : TS. KUMAZAWA		13. 05. 29	CODE NO.	CL544-0569-5-11		
		DRAWN : TS. KUMAZAWA		13. 05. 29				