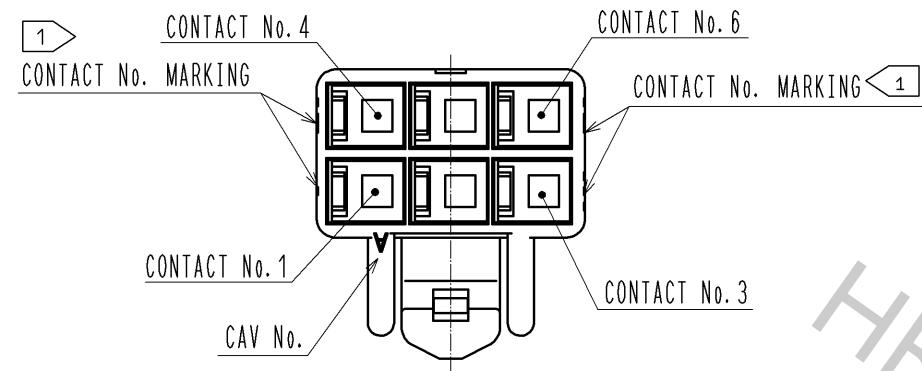
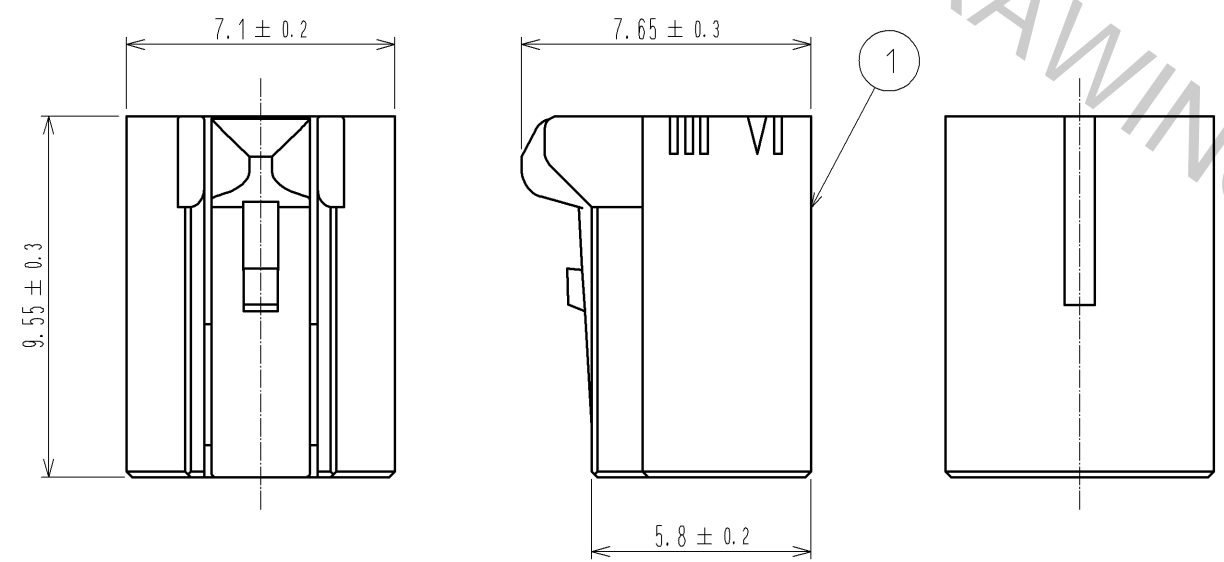
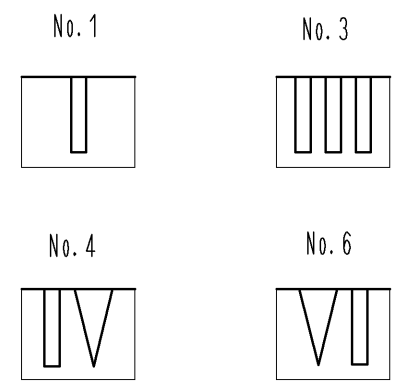


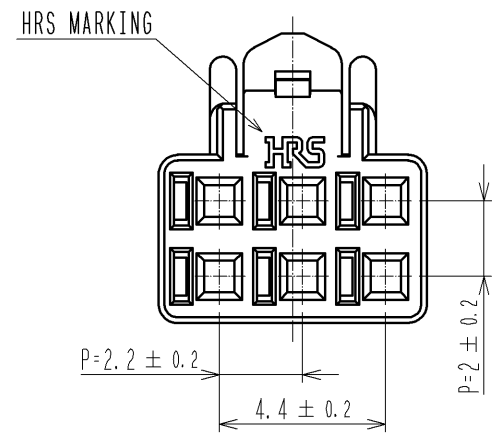
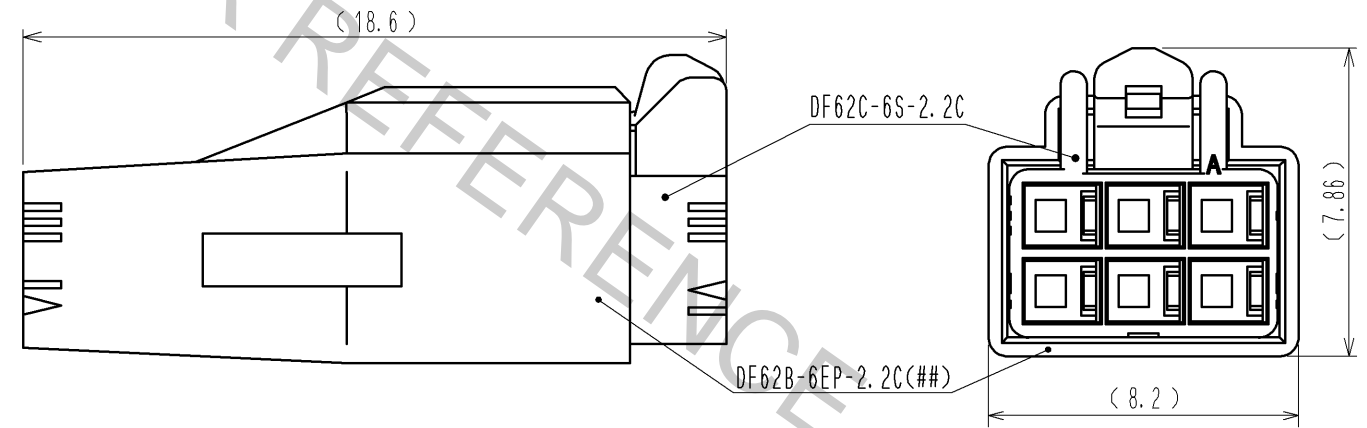
Oct.1.2018 Copyright 2018 HIROSE ELECTRIC CO., LTD. All Rights Reserved.
In case that the application demands a high level of reliability, such as automotive,
please contact a company representative for further information.



1> FIGURE-1 CONTACT No. MARKING (10:1)



MATING FIGURE



NOTE. 1> MARKINGS AT THE INDICATED POSITIONS ARE CONTACT NO. MARKING. AND SHAPES ARE SHOWN IN FIGURE-1.
2. PER PACK : 100 PIECES.
3. THE DIMENSIONS IN PARENTHESIS ARE FOR REFERENCE.

NO.		MATERIAL		FINISH . REMARKS		1	PBT	UL94V-0 (WHITE)	
UNITS		SCALE		COUNT	DESCRIPTION OF REVISIONS		DESIGNED	CHECKED	DATE
mm		5 : 1		△					
HRS HIROSE ELECTRIC CO., LTD.		APPROVED : KI. AKIYAMA		13. 05. 28	DRAWING NO.		EDC3-351974-00		
		CHECKED : HK. UMEHARA		13. 05. 28	PART NO.		DF62C-6S-2. 2C		
		DESIGNED : TS. KUMAZAWA		13. 05. 28	CODE NO.		CL544-0569-5-00		
		DRAWN : TS. KUMAZAWA		13. 05. 28					