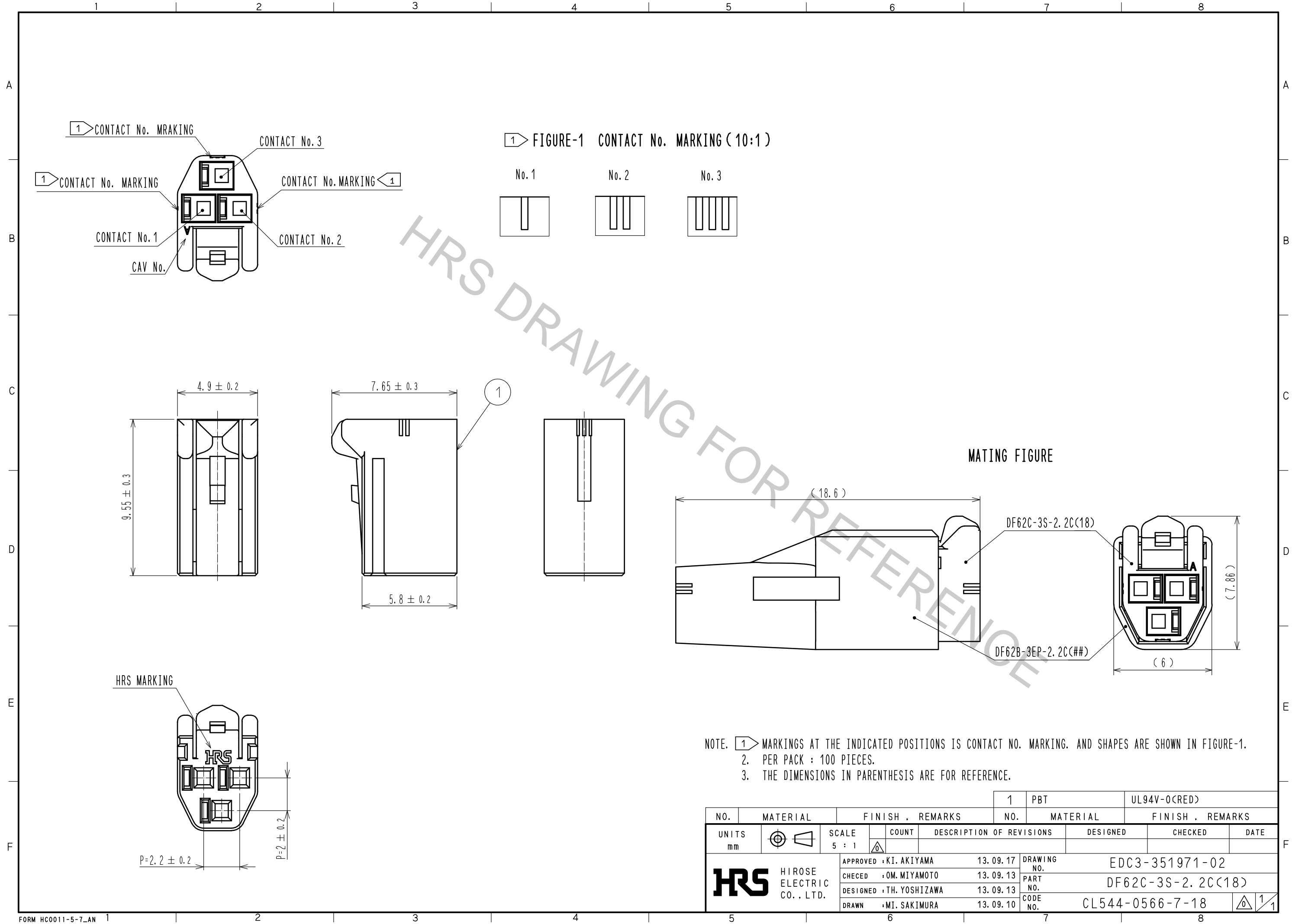






Oct.1.2018 Copyright 2018 HIROSE ELECTRIC CO., LTD. All Rights Reserved.
In case that the application demands a high level of reliability, such as automotive,
please contact a company representative for further information.



NOTE. 1. MARKINGS AT THE INDICATED POSITIONS IS CONTACT NO. MARKING. AND SHAPES ARE SHOWN IN FIGURE-1.
2. PER PACK : 100 PIECES.
3. THE DIMENSIONS IN PARENTHESIS ARE FOR REFERENCE.

				1		PBT		UL94V-0(RED)											
NO.		MATERIAL		FINISH . REMARKS				NO.		MATERIAL		FINISH . REMARKS							
UNITS mm				SCALE 5 : 1				COUNT		DESCRIPTION OF REVISIONS				DESIGNED		CHECKED		DATE	
 HIROSE ELECTRIC CO., LTD.				APPROVED : KI. AKIYAMA		13. 09. 17		DRAWING NO.		EDC3-351971-02									
				CHECED : OM. MIYAMOTO		13. 09. 13		PART NO.		DF62C-3S-2. 2C(18)									
				DESIGNED : TH. YOSHIZAWA		13. 09. 13		CODE NO.		CL544-0566-7-18									
				DRAWN : MI. SAKIMURA		13. 09. 10				 1/1									