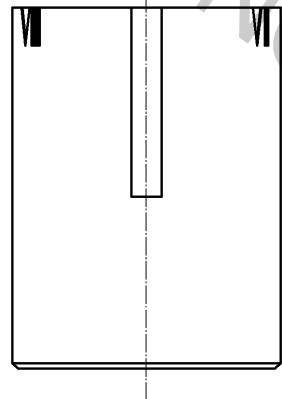
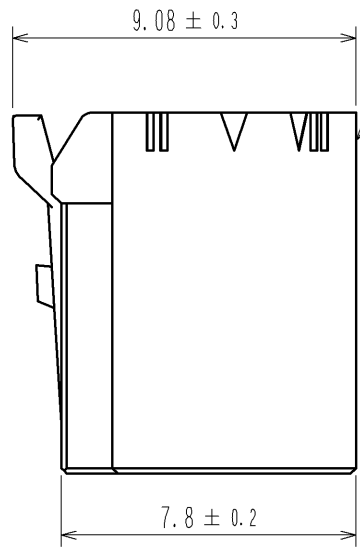
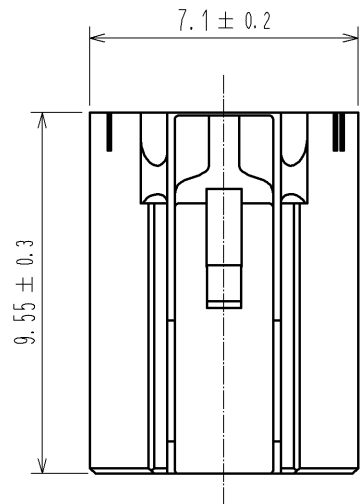
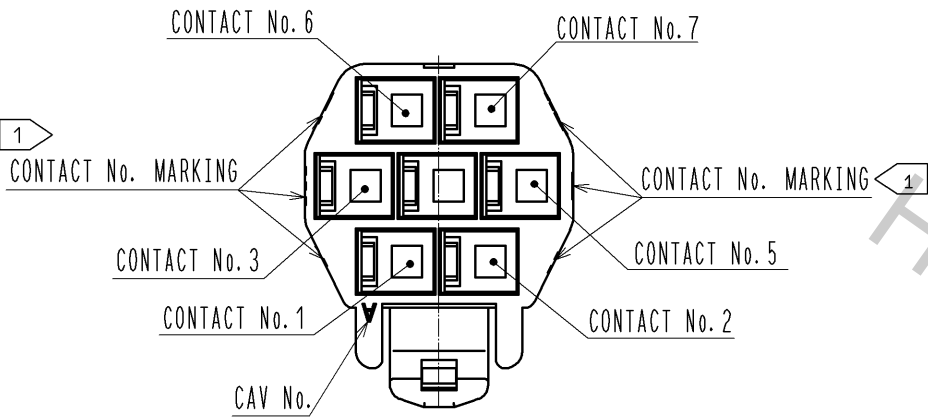
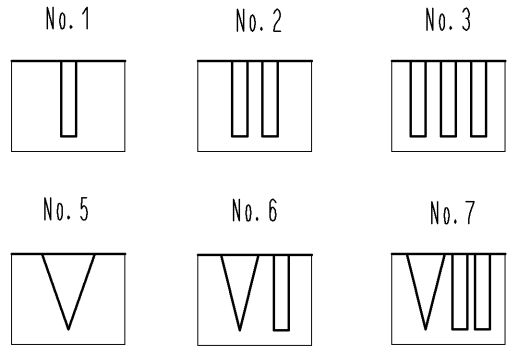
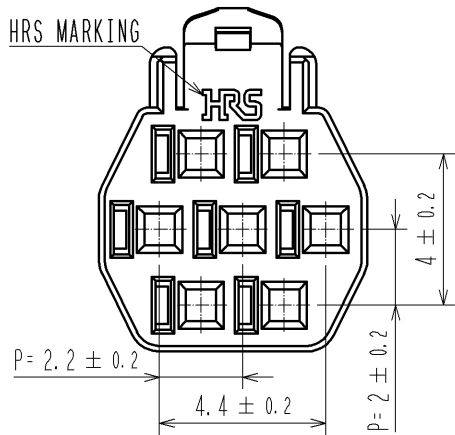
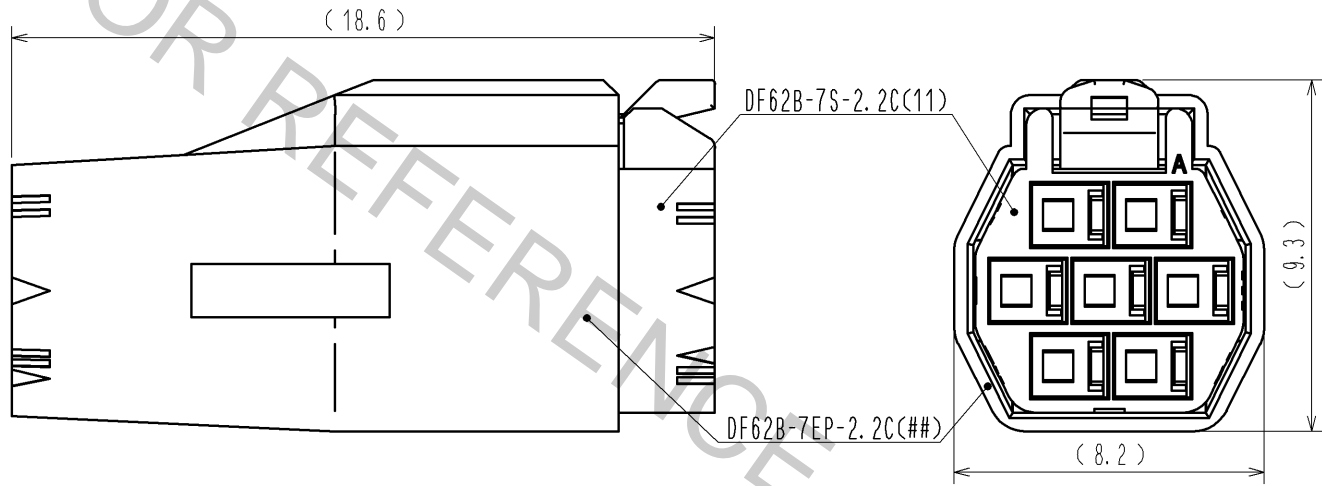


Oct.1.2018 Copyright 2018 HIROSE ELECTRIC CO., LTD. All Rights Reserved.
In case that the application demands a high level of reliability, such as automotive,
please contact a company representative for further information.

1> FIGURE-1 CONTACT No. MARKING (10:1)



MATING FIGURE



NOTE. 1> MARKINGS AT THE INDICATED POSITIONS ARE CONTACT NO. MARKING. AND SHAPES ARE SHOWN IN FIGURE-1.
2. PER PACK : 100 PIECES.
3. THE DIMENSIONS IN PARENTHESIS ARE FOR REFERENCE.

NO.		MATERIAL		FINISH . REMARKS		1	PBT	UL94V-0 (BLACK)	
UNITS mm		SCALE 5 : 1		COUNT	DESCRIPTION OF REVISIONS		DESIGNED	CHECKED	DATE
HIROSE ELECTRIC CO., LTD.		APPROVED : KI. AKIYAMA		13. 05. 29	DRAWING NO.		EDC3-351961-01		
		CHECKED : HK. UMEHARA		13. 05. 29	PART NO.		DF62B-7S-2. 2C(11)		
		DESIGNED : TS. KUMAZAWA		13. 05. 29	CODE NO.		CL544-0556-3-11		
		DRAWN : TS. KUMAZAWA		13. 05. 29					