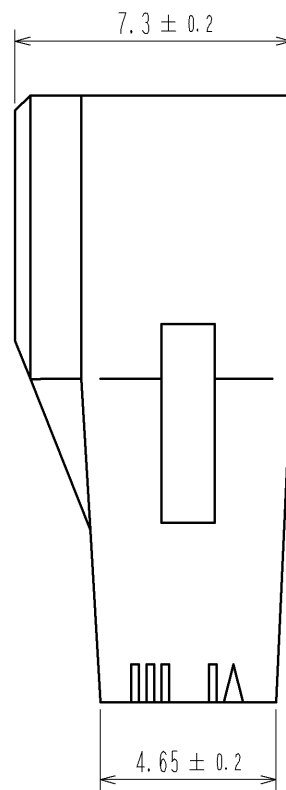
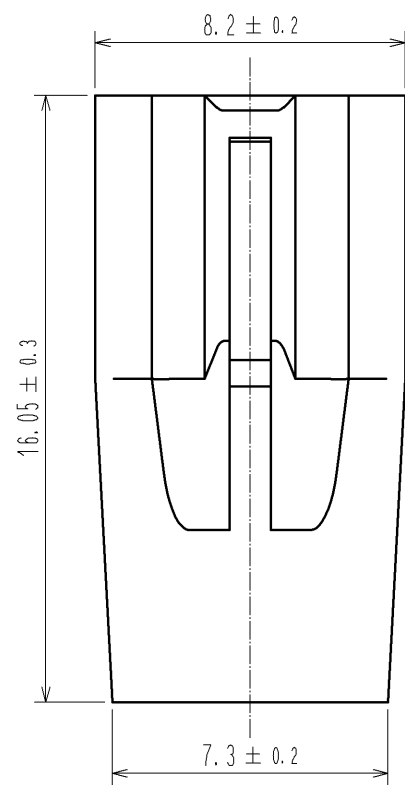
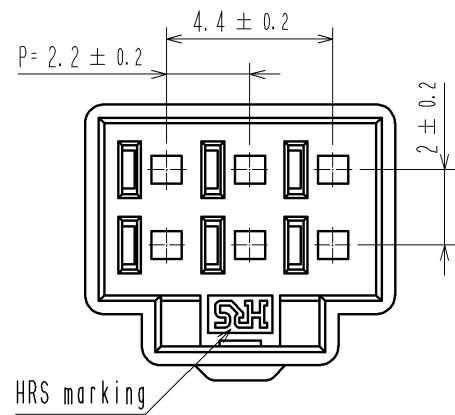
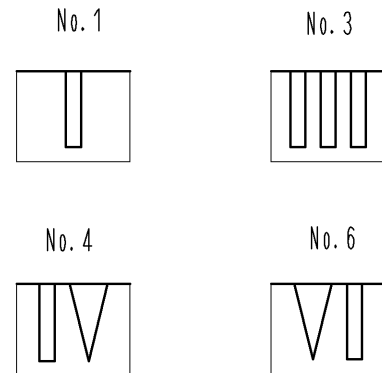


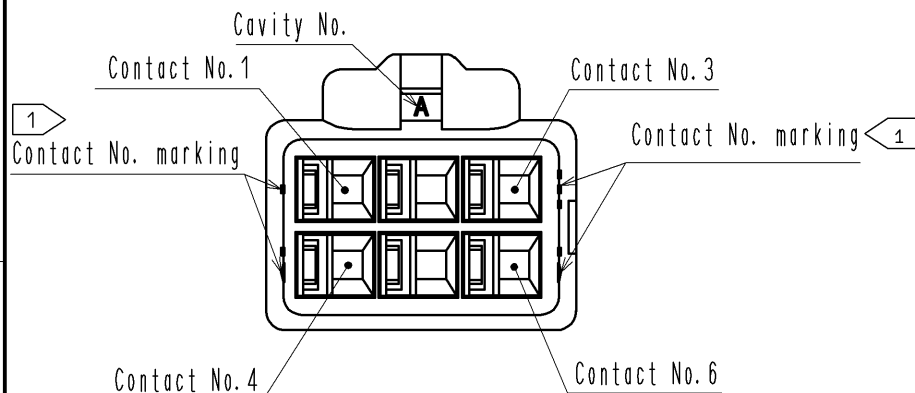
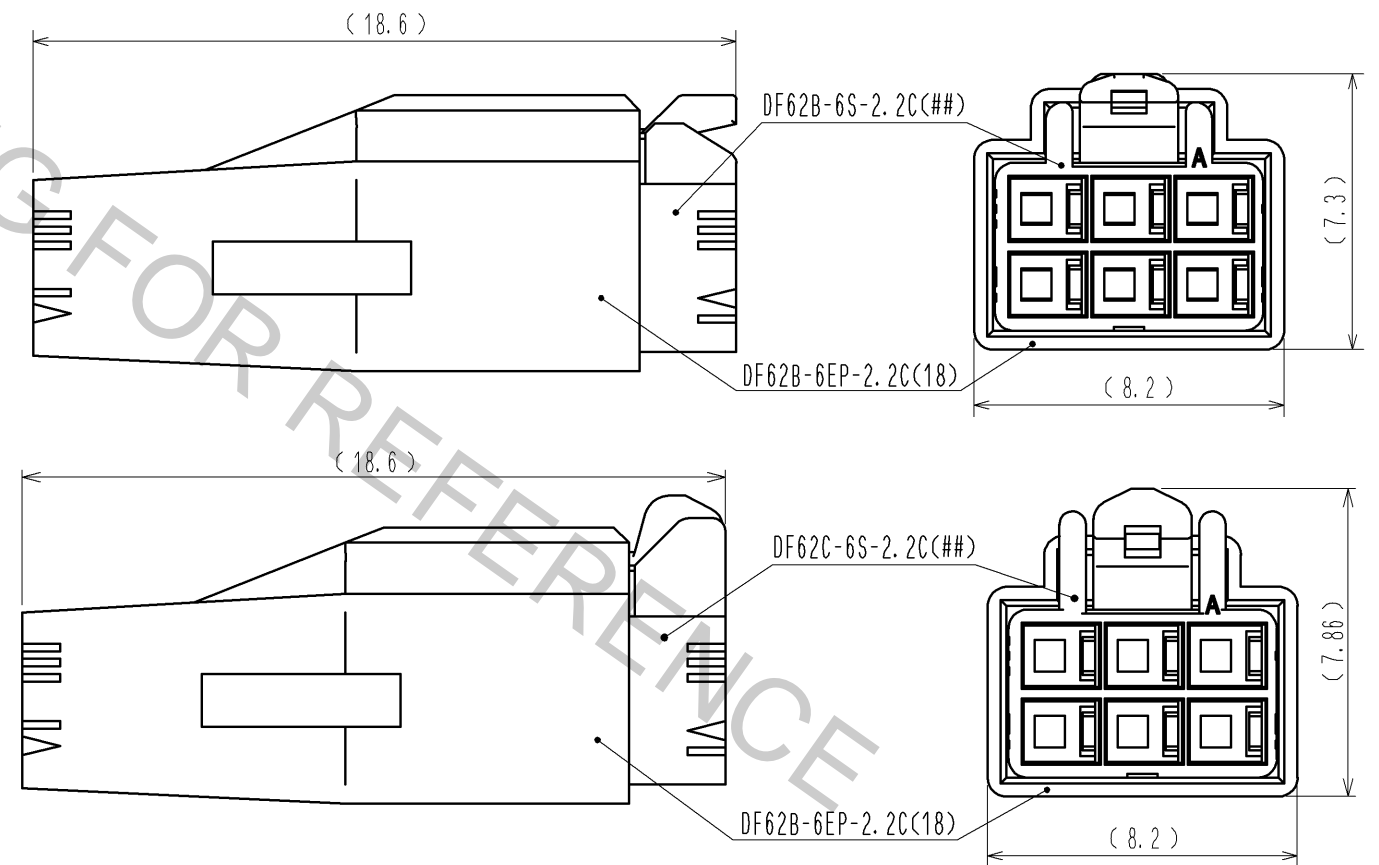
Oct.1.2018 Copyright 2018 HIROSE ELECTRIC CO., LTD. All Rights Reserved.
In case that the application demands a high level of reliability, such as automotive,
please contact a company representative for further information.



1> FIGURE-1 CONTACT No. MARKING (10:1)

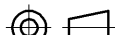





Mating figure



- Note. 1> Markings at the indicated positions are contact No. marking. And shapes are shown in Figure-1.
2. Per pack : 100 pieces.
3. The dimensions in parenthesis are for reference.
4. UL (File No.E52653).C-UL (File No.E52653) approved product.



				1	PBT		UL94V-0 (RED)		
NO.	MATERIAL		FINISH , REMARKS		NO.	MATERIAL		FINISH , REMARKS	
UNITS mm		SCALE 5 : 1	COUNT	DESCRIPTION OF REVISIONS		DESIGNED		CHECKED	DATE
									
 HIROSE ELECTRIC CO., LTD.		APPROVED : KI. AKIYAMA		14. 06. 06	DRAWING NO.		EDC3-351967-02		
		CHECED : TS. FUKUSHIMA		14. 06. 06	PART NO.		DF62B-6EP-2. 2C(18)		
		DESIGNED : TS. KUMAZAWA		14. 06. 06	CODE NO.		CL544-0562-6-18		
		DRAWN : TS. KUMAZAWA		14. 06. 06			 1/1		