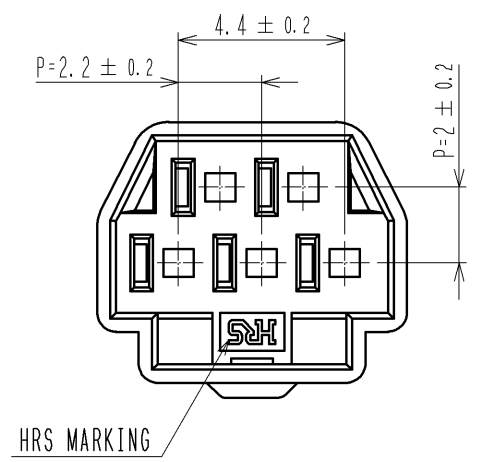
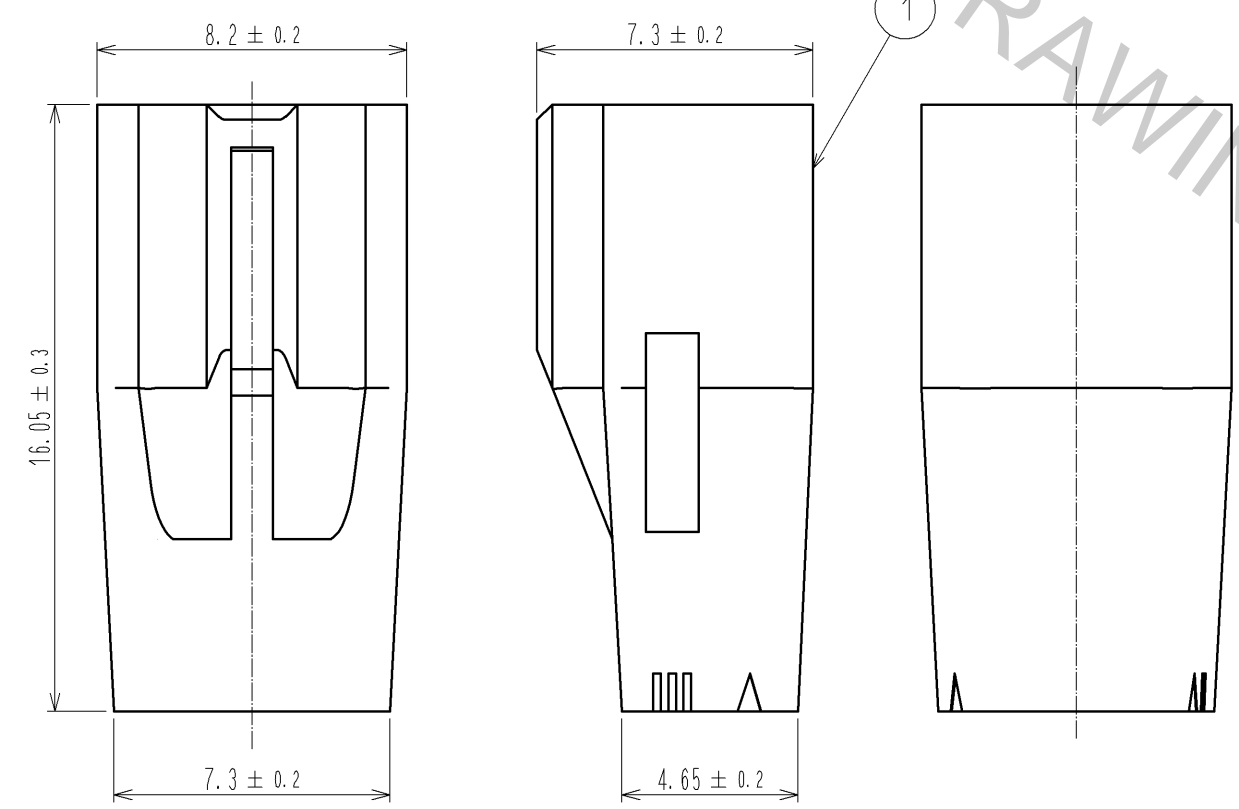
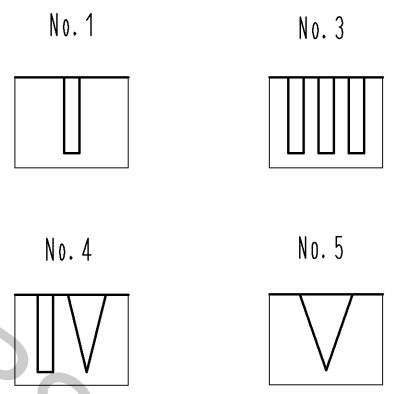


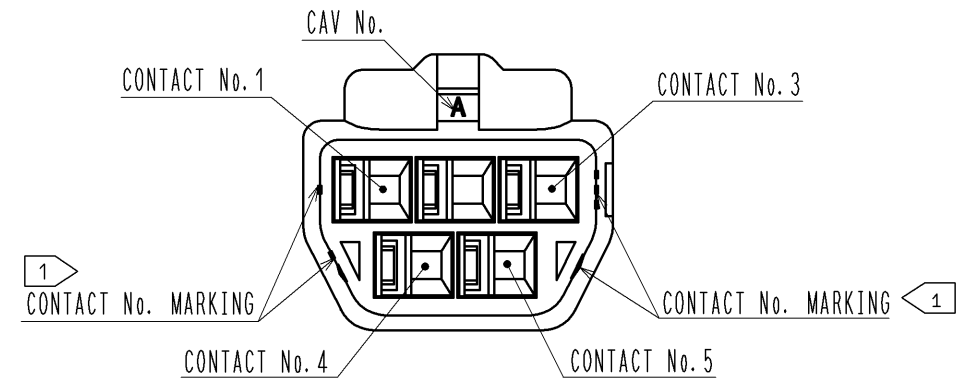
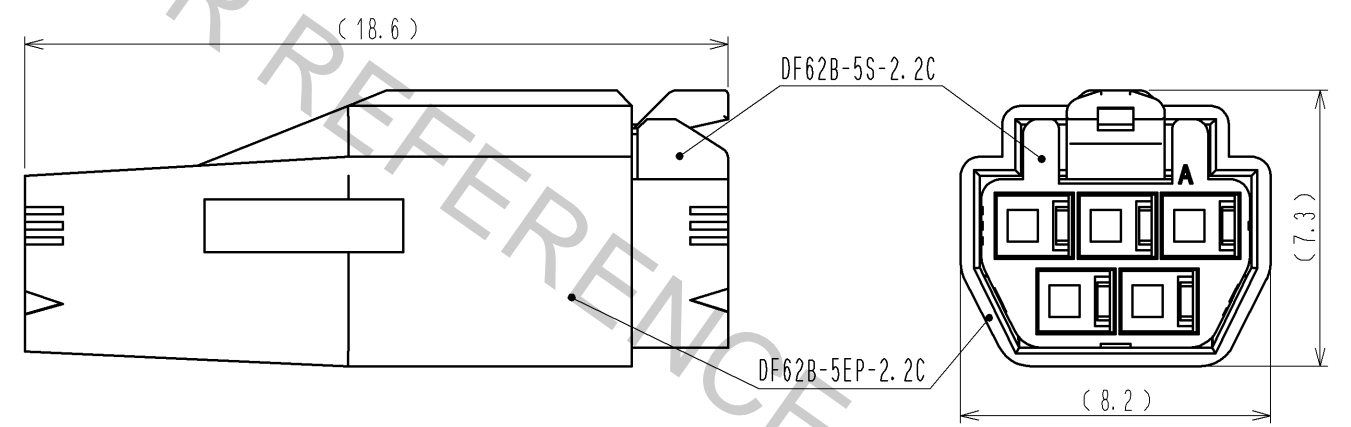
Oct.1.2018 Copyright 2018 HIROSE ELECTRIC CO., LTD. All Rights Reserved.
In case that the application demands a high level of reliability, such as automotive,
please contact a company representative for further information.



1> FIGURE-1 CONTACT No. MARKING (10:1)



MATING FIGURE



NOTE. 1> MARKINGS AT THE INDICATED POSITIONS ARE CONTACT NO. MARKING. AND SHAPES ARE SHOWN IN FIGURE-1.
2. PER PACK : 100 PIECES.
3. THE DIMENSIONS IN PARENTHESIS ARE FOR REFERENCE.

NO.		MATERIAL		FINISH . REMARKS		1	PBT	UL94V-0 (BLACK)
UNITS		SCALE		COUNT		DESCRIPTION OF REVISIONS		DESIGNED
mm		5 : 1		△				CHECKED
HRS		HIROSE ELECTRIC CO., LTD.		APPROVED : KI. AKIYAMA		13. 07. 04		DATE
				CHECKED : OM. MIYAMOTO		13. 07. 03		
				DESIGNED : TH. YOSHIZAWA		13. 07. 03		
				DRAWN : MI. SAKIMURA		13. 06. 27		
				DRAWING NO.		EDC3-351966-00		
				PART NO.		DF62B-5EP-2. 2C		
				CODE NO.		CL544-0561-3-00		
						1/1		