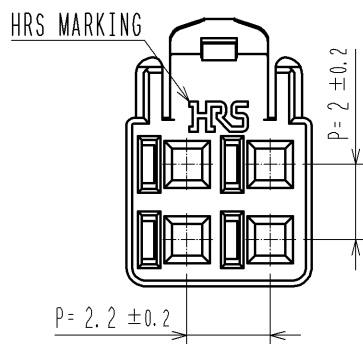
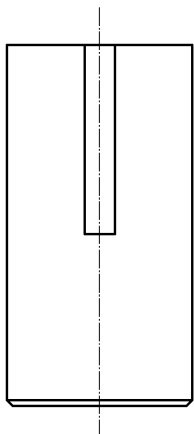
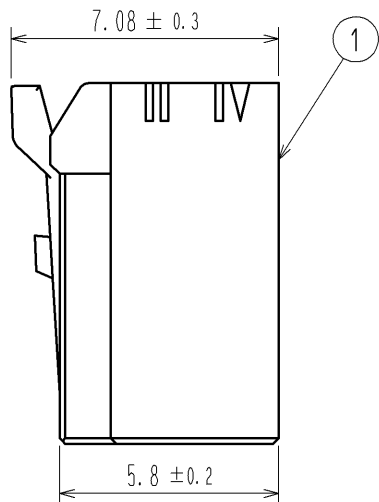
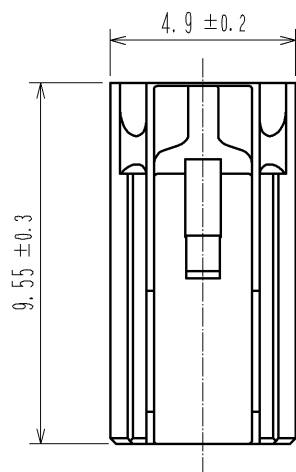
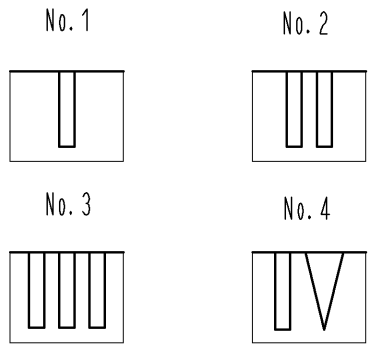
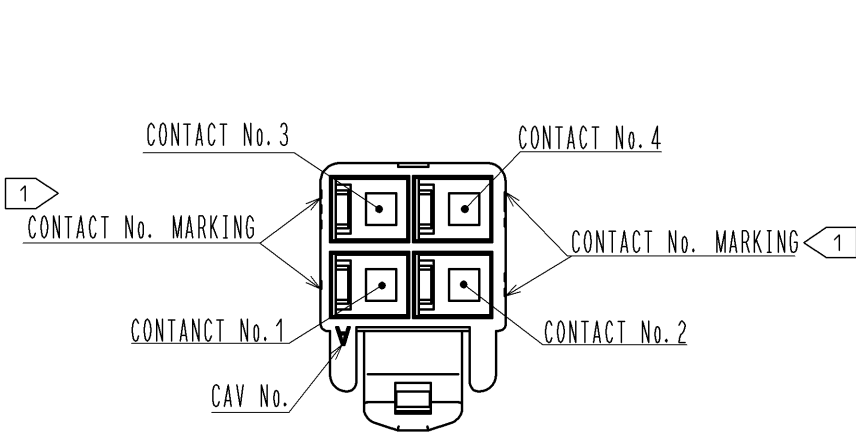


Oct.1.2018 Copyright 2018 HIROSE ELECTRIC CO., LTD. All Rights Reserved.  
In case that the application demands a high level of reliability, such as automotive,  
please contact a company representative for further information.

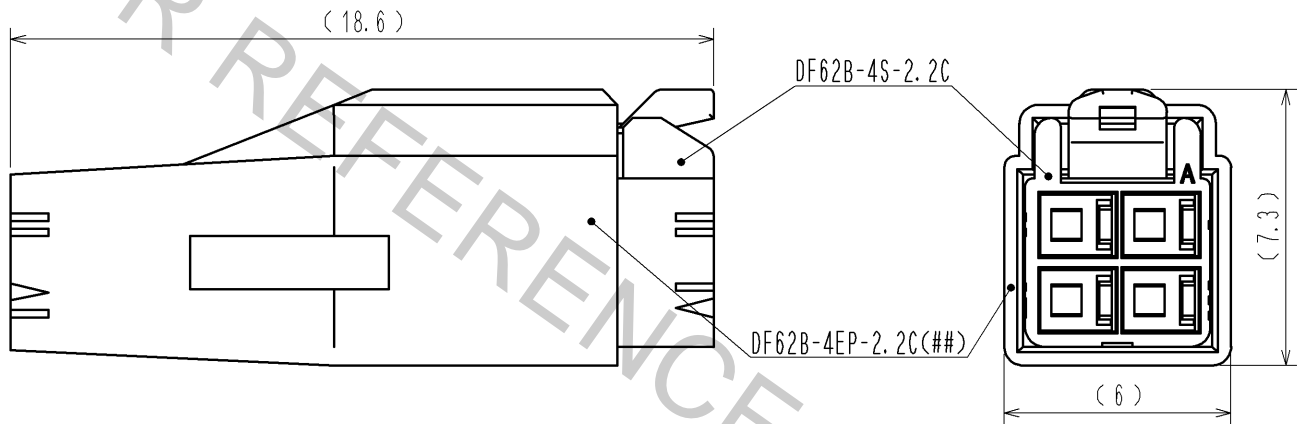
A  
B  
C  
D  
E  
F

1 2 3 4 5 6 7 8

1 FIGURE-1 CONTACT No. MARKING (10:1)



MATING FIGURE



- NOTE. 1 MARKINGS AT THE INDICATED POSITIONS ARE CONTACT NO. MARKING. AND SHAPES ARE SHOWN IN FIGURE-1.  
2. PER PACK : 100 PIECES.  
3. THE DIMENSIONS IN PARENTHESIS ARE FOR REFERENCE.

NO.		MATERIAL		FINISH . REMARKS		1	PBT	UL94V-0 (WHITE)
UNITS		SCALE		COUNT		DESCRIPTION OF REVISIONS		DESIGNED
mm		5 : 1		△				CHECKED
HRS		HIROSE ELECTRIC CO., LTD.		APPROVED : KI. AKIYAMA		13. 05. 28		DATE
				CHECKED : HK. UMEHARA		13. 05. 28		DRAWING NO.
				DESIGNED : TS. KUMAZAWA		13. 05. 28		PART NO.
				DRAWN : TS. KUMAZAWA		13. 05. 28		CODE NO.
								EDC3-351957-00
								DF62B-4S-2. 2C
								CL544-0553-5-00
								1/1

A  
B  
C  
D  
E  
F