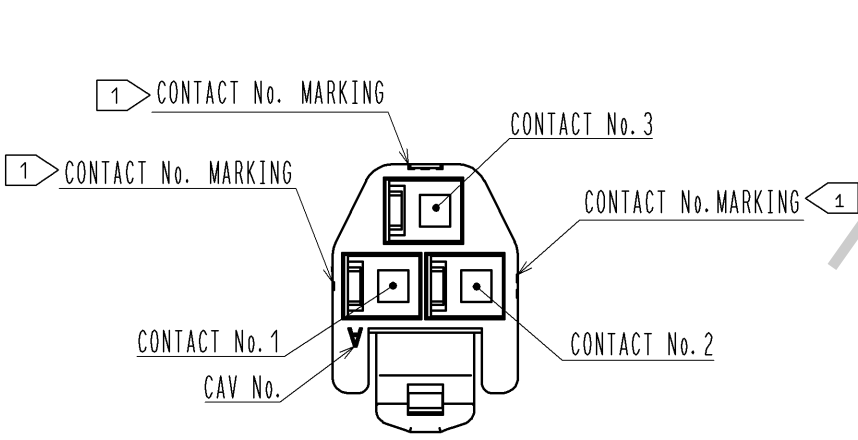
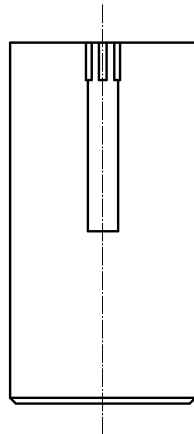
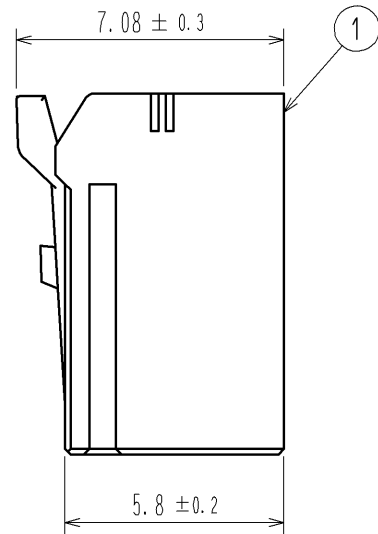
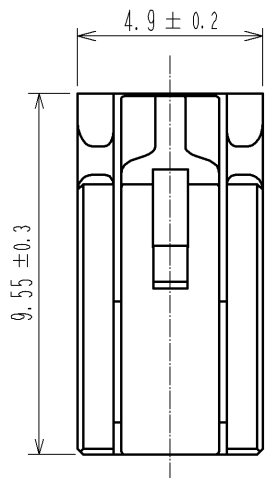
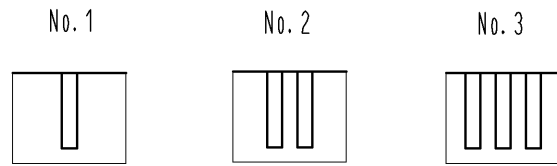


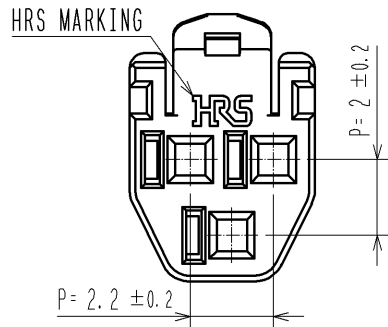
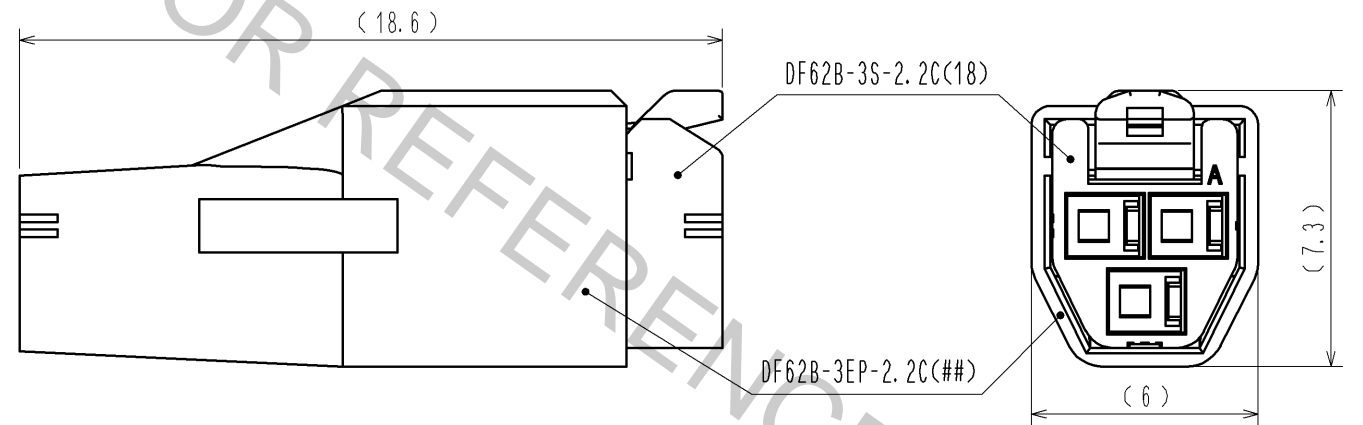
Oct.1.2018 Copyright 2018 HIROSE ELECTRIC CO., LTD. All Rights Reserved.
In case that the application demands a high level of reliability, such as automotive,
please contact a company representative for further information.



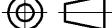



1> FIGURE-1 CONTACT No. MARKING (10:1)



MATING FIGURE



- NOTE. 1> MARKINGS AT THE INDICATED POSITIONS IS CONTACT NO. MARKING. AND SHAPES ARE SHOWN IN FIGURE-1.
2. PER PACK : 100 PIECES.
3. THE DIMENSIONS IN PARENTHESIS ARE FOR REFERENCE.

				1	PBT		UL94V-0(RED)				
NO.	MATERIAL		FINISH , REMARKS			NO.	MATERIAL		FINISH , REMARKS		
UNITS mm			SCALE 5 : 1		COUNT	DESCRIPTION OF REVISIONS		DESIGNED		CHECKED	DATE
 HIROSE ELECTRIC CO., LTD.			APPROVED : KI. AKIYAMA			13. 09. 11	DRAWING NO.		EDC3-351956-02		
			CHECED : OM. MIYAMOTO			13. 09. 11	PART NO.		DF62B-3S-2. 2C(18)		
			DESIGNED : TH. YOSHIZAWA			13. 09. 11	CODE NO.		CL544-0552-2-18		
			DRAWN : MI. SAKIMURA			13. 09. 06			 1/1		