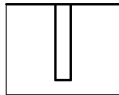


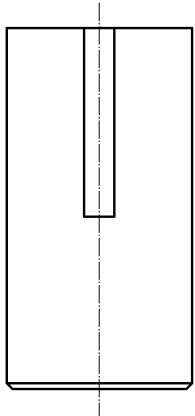
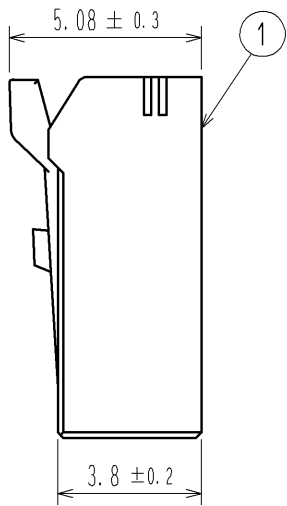
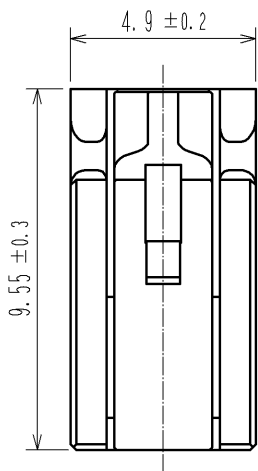
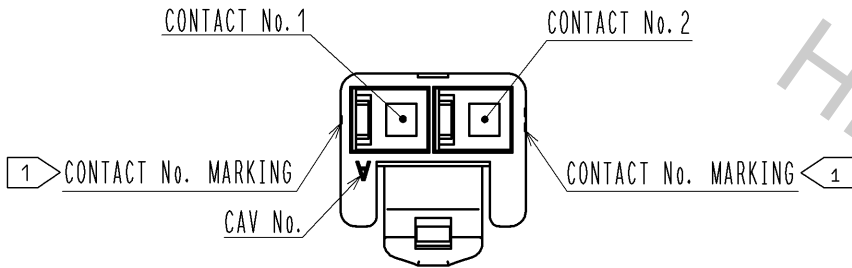
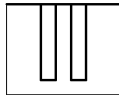
Oct.1.2018 Copyright 2018 HIROSE ELECTRIC CO., LTD. All Rights Reserved.
In case that the application demands a high level of reliability, such as automotive,
please contact a company representative for further information.

1> FIGURE-1 CONTACT No. MARKING (10:1)

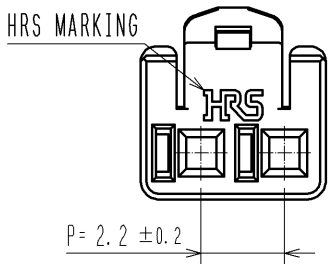
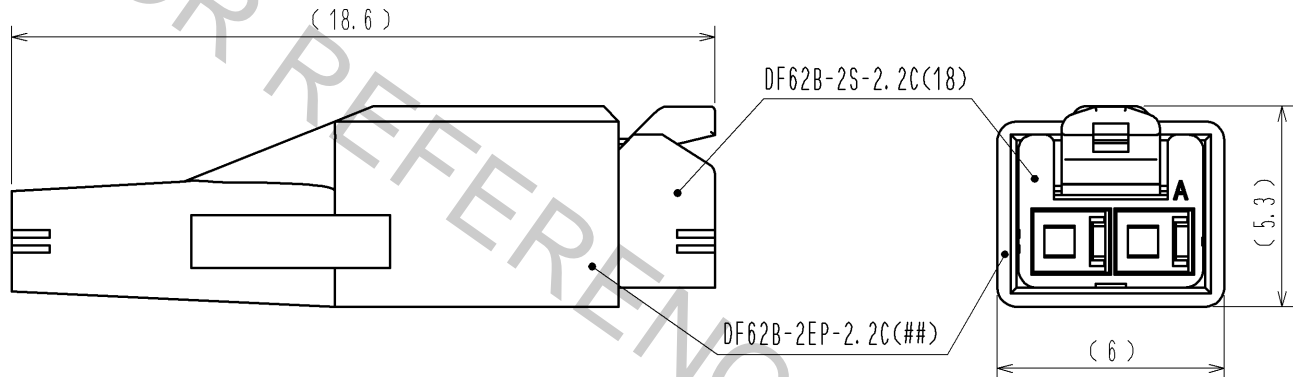
No. 1



No. 2



MATING FIGURE



- NOTE. 1> MARKINGS AT THE INDICATED POSITIONS ARE CONTACT NO. MARKING. AND SHAPES ARE SHOWN IN FIGURE-1.
2. PER PACK : 100 PIECES.
3. THE DIMENSIONS IN PARENTHESIS ARE FOR REFERENCE.

				1	PBT	UL94V-0 (RED)
NO.	MATERIAL	FINISH . REMARKS		NO.	MATERIAL	FINISH . REMARKS
UNITS mm		SCALE 5 : 1	COUNT 	DESCRIPTION OF REVISIONS		
				DESIGNED	CHECKED	DATE
HIROSE ELECTRIC CO., LTD.				APPROVED : KI. AKIYAMA	13. 09. 11	DRAWING NO. EDC3-351955-02
				CHECED : OM. MIYAMOTO	13. 09. 11	PART NO. DF62B-2S-2. 2C(18)
				DESIGNED : TH. YOSHIZAWA	13. 09. 11	CODE NO. CL544-0551-0-18
				DRAWN : MI. SAKIMURA	13. 09. 06	1/1