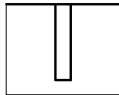
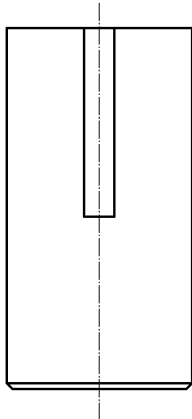
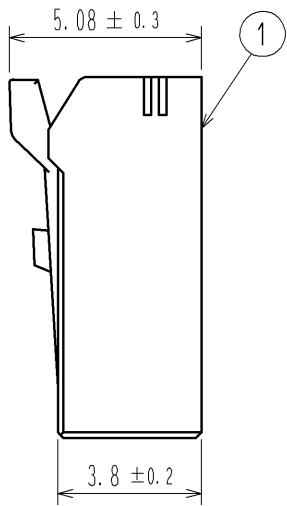
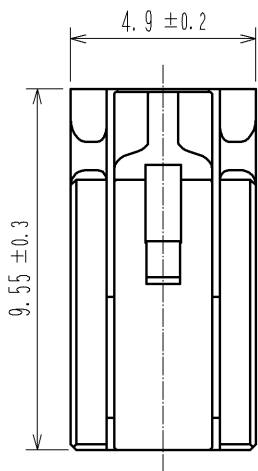
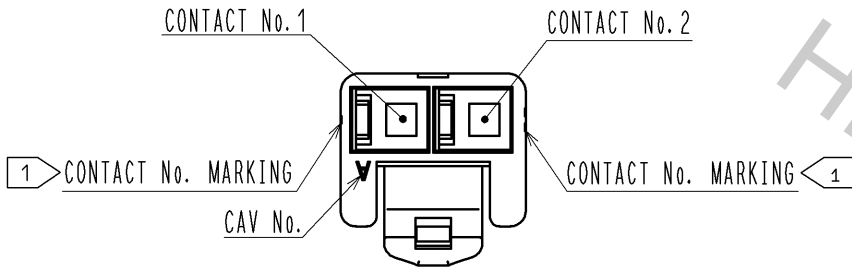
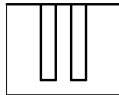


1> FIGURE-1 CONTACT No. MARKING ( 10:1 )

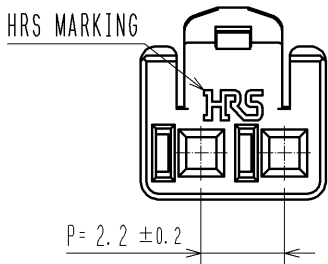
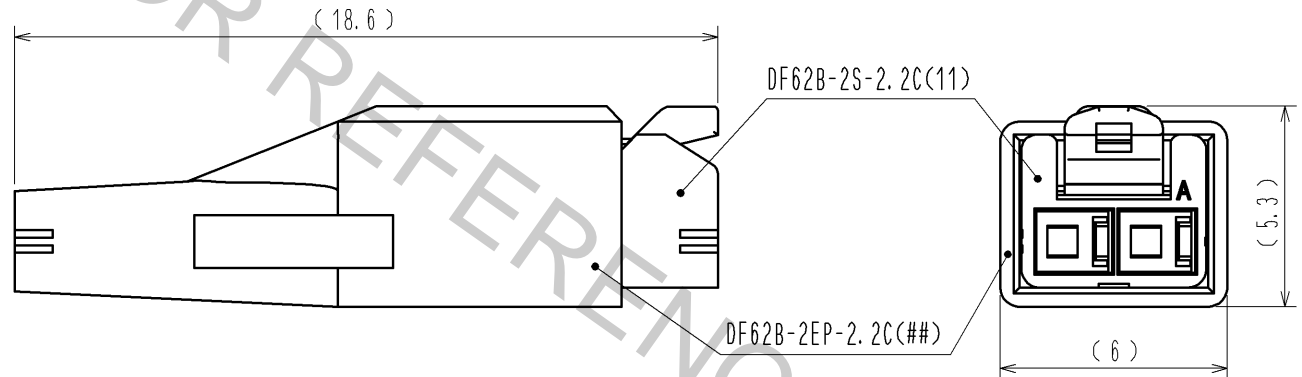
No. 1



No. 2



MATING FIGURE



P= 2.2 ± 0.2

- NOTE. 1> MARKINGS AT THE INDICATED POSITIONS ARE CONTACT NO. MARKING. AND SHAPES ARE SHOWN IN FIGURE-1.  
2. PER PACK : 100 PIECES.  
3. THE DIMENSIONS IN PARENTHESIS ARE FOR REFERENCE.

				1	PBT	UL94V-0 (BLACK)
NO.	MATERIAL	FINISH . REMARKS		NO.	MATERIAL	FINISH . REMARKS
UNITS mm		SCALE 5 : 1	COUNT 	DESCRIPTION OF REVISIONS		DESIGNED
				CHECKED		DATE
HIROSE ELECTRIC CO., LTD.				APPROVED : KI. AKIYAMA	13. 09. 11	DRAWING NO. EDC3-351955-01
				CHECED : OM. MIYAMOTO	13. 09. 11	PART NO. DF62B-2S-2. 2C(11)
				DESIGNED : TH. YOSHIZAWA	13. 09. 11	CODE NO. CL544-0551-0-11
				DRAWN : MI. SAKIMURA	13. 09. 09	1/1