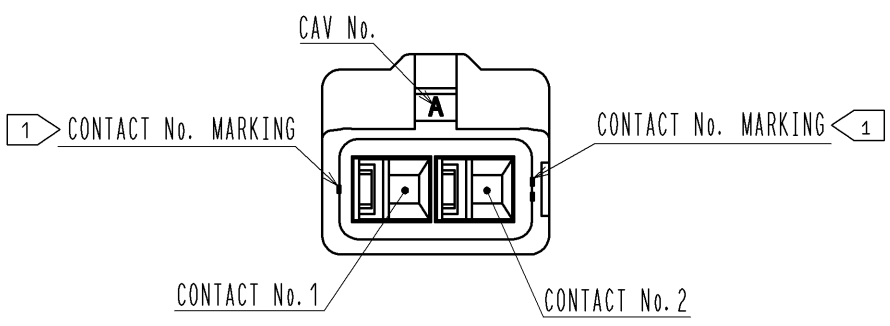
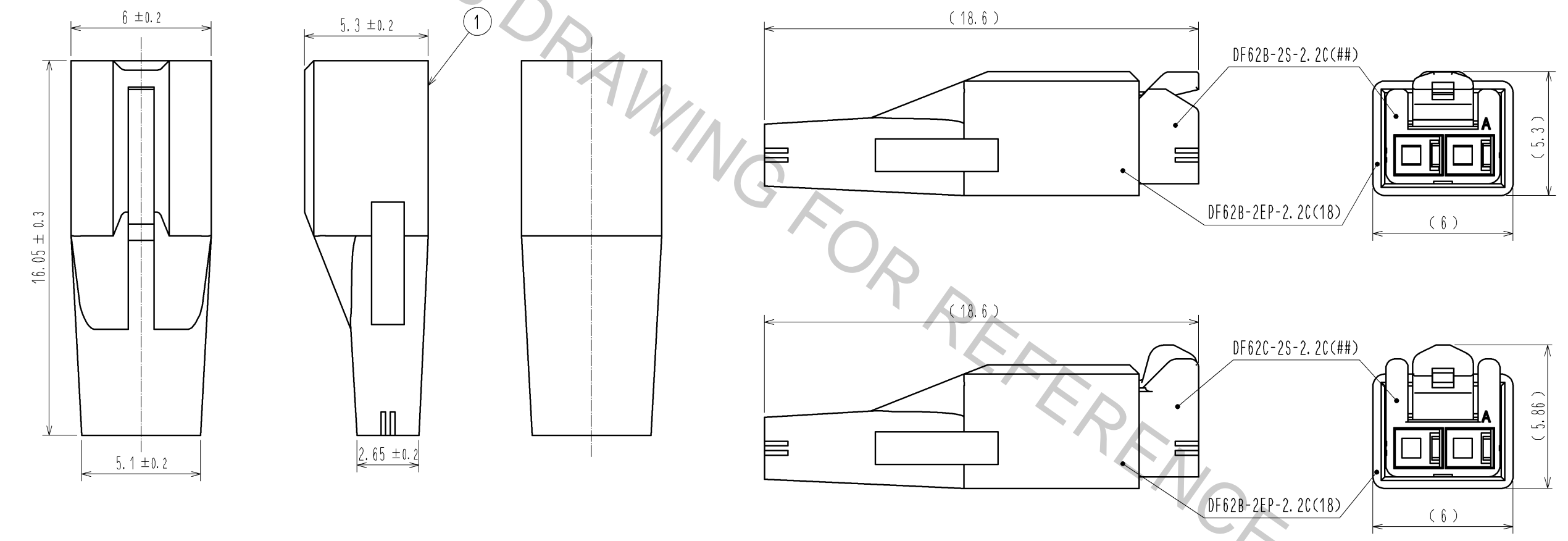


Oct.1.2018 Copyright 2018 HIROSE ELECTRIC CO., LTD. All Rights Reserved.
In case that the application demands a high level of reliability, such as automotive,
please contact a company representative for further information.

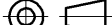



1> FIGURE-1 CONTACT No. MARKING (10:1)



MATING FIGURE



NOTE. 1> MARKINGS AT THE INDICATED POSITIONS ARE CONTACT NO. MARKING. AND SHAPES ARE SHOWN IN FIGURE-1.
2. PER PACK : 100 PIECES.
3. THE DIMENSIONS IN PARENTHESIS ARE FOR REFERENCE.

NO.			MATERIAL		FINISH . REMARKS			1	PBT		UL94V-0 (RED)						
NO.			MATERIAL		FINISH . REMARKS												
UNITS mm				SCALE 5 : 1				COUNT		DESCRIPTION OF REVISIONS		DESIGNED		CHECKED		DATE	
 HIROSE ELECTRIC CO., LTD.				APPROVED : KI. AKIYAMA				13. 09. 10		DRAWING NO.		EDC3-351963-02					
				CHECED : OM. MIYAMOTO				13. 09. 10		PART NO.		DF62B-2EP-2. 2C(18)					
				DESIGNED : TH. YOSHIZAWA				13. 09. 09		CODE NO.		CL544-0558-9-18					
				DRAWN : MI. SAKIMURA				13. 09. 04									
												 1/1					