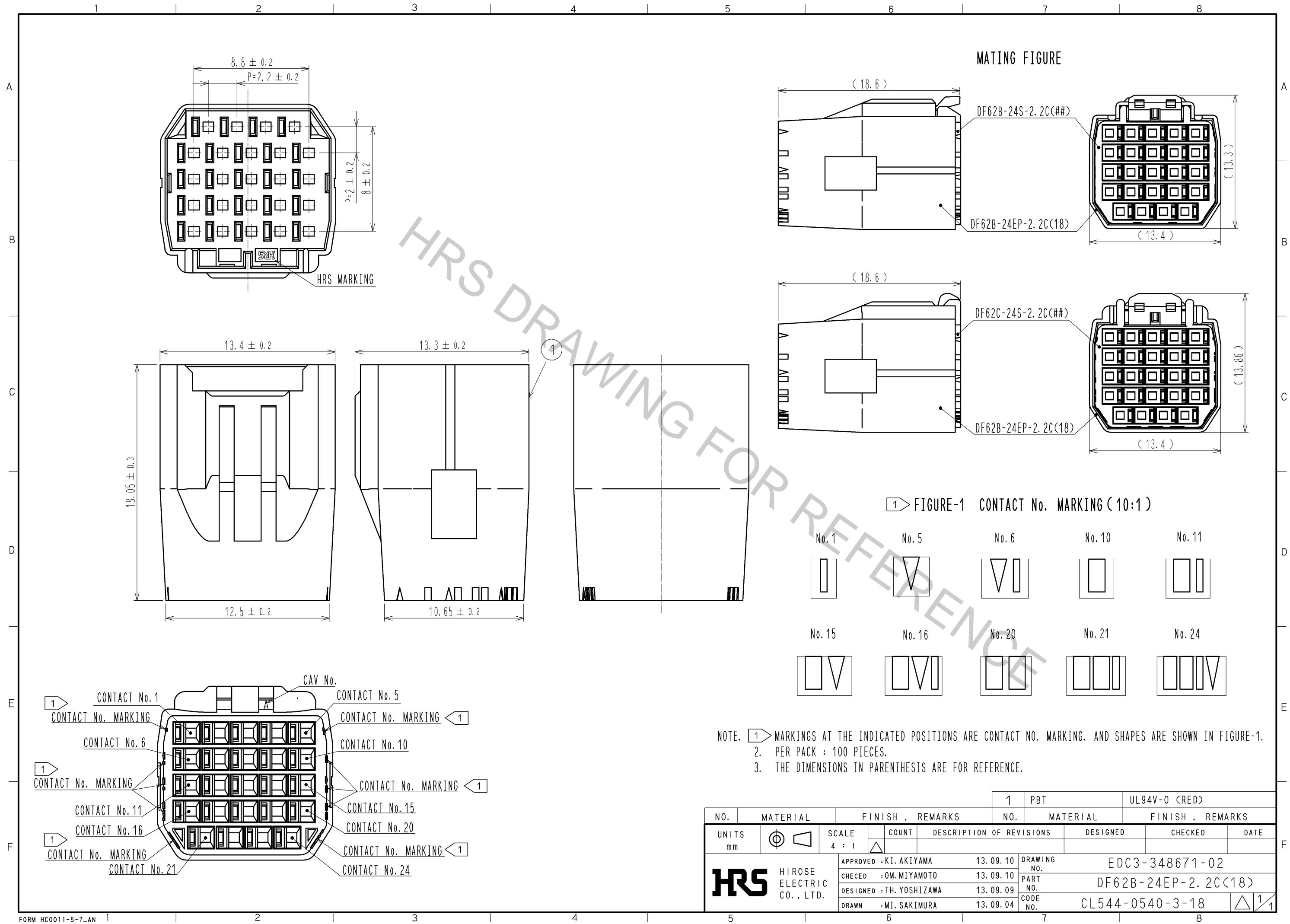
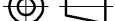





Oct.1.2018 Copyright 2018 HIROSE ELECTRIC CO., LTD. All Rights Reserved.  
In case that the application demands a high level of reliability, such as automotive,  
please contact a company representative for further information.



NOTE. 1. MARKINGS AT THE INDICATED POSITIONS ARE CONTACT NO. MARKING. AND SHAPES ARE SHOWN IN FIGURE-1.  
2. PER PACK : 100 PIECES.  
3. THE DIMENSIONS IN PARENTHESIS ARE FOR REFERENCE.

				1		PBT		UL94V-0 (RED)											
NO.		MATERIAL		FINISH . REMARKS				NO.		MATERIAL		FINISH . REMARKS							
UNITS mm				SCALE 4 : 1				COUNT		DESCRIPTION OF REVISIONS				DESIGNED		CHECKED		DATE	
 HIROSE ELECTRIC CO., LTD.				APPROVED : KI. AKIYAMA				13. 09. 10		DRAWING NO.		EDC3-348671-02							
				CHECED : OM. MIYAMOTO				13. 09. 10		PART NO.		DF62B-24EP-2. 2C(18)							
				DESIGNED : TH. YOSHIZAWA				13. 09. 09		CODE NO.		CL544-0540-3-18							
				DRAWN : MI. SAKIMURA				13. 09. 04				 1/1							