

MATERIALS AND FINISHES

BODY ZINC ALLOY
PLATED NICKEL

CENTER CONTACT PHOSPHOR BRONZE
PLATED GOLD

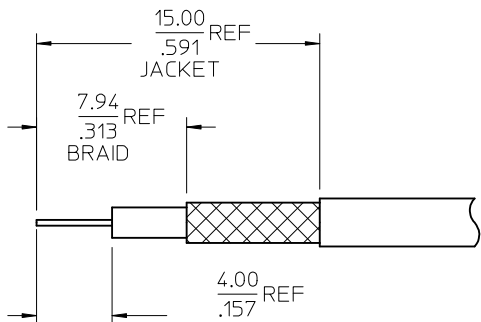
INSULATOR POLYPROPYLENE

BUSHING2, FERRULE BRASS
PLATED NICKEL

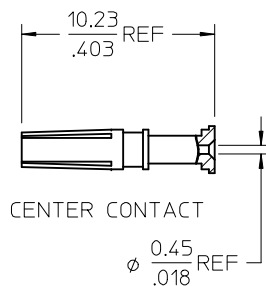
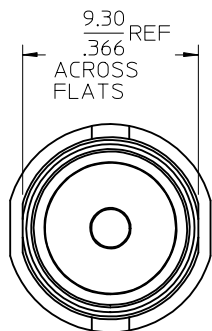
BUSHING1 TEFLON

CRIMP CENTER CONTACT USING 1.20 HEX

CRIMP FERRULE USING 4.52 HEX




RECOMMENDED CABLE STRIP DIMENSION



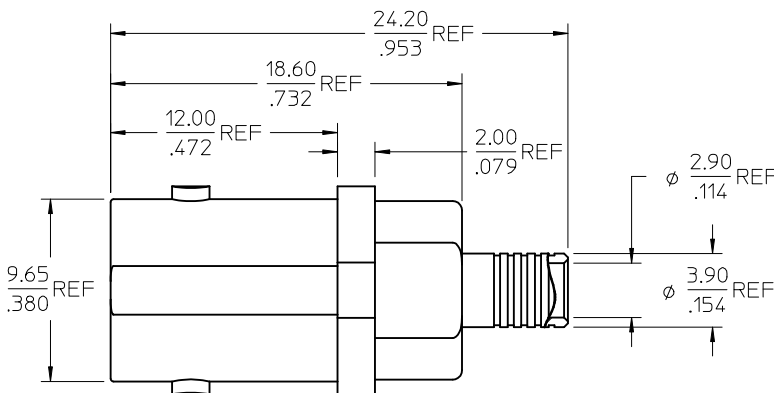
CENTER CONTACT



BUSHING1

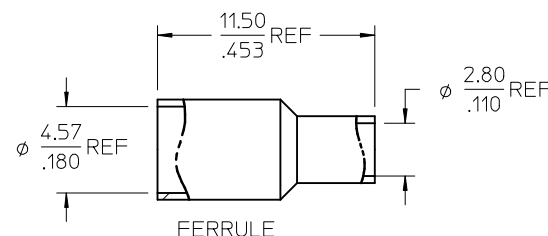
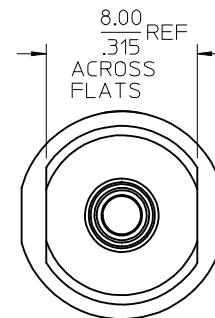


BUSHING2



BNC JACK
75 OHM
INTERFACE

RG179 CABLE



FERRULE

AS-73597-0046	CABLE ASSY INSTRUCT.
PS-73598-0001	ELECTRO/MECH PERFORM.
SPECIFICATION	DESCRIPTION

73171-3811	73171-3070 WITH MIL GRADE GOLD CONTACT
73171-3810	73100-0178 WITH MIL GRADE GOLD CONTACT
73171-3070	73100-0178, ONE PER BAG
73100-0178	BULK PACK WITH PLASTIC BAGS
PART NO.	PACKAGING

CHG: ADDED 73171-3810 AND 73171-3811	EC NO: URF2009-0484 2009/02/20 DRWN: JLEE02 2009/02/20 CHKD: SSS 2009/02/20 APPR: JWIENER	DESCRIPTION	QUALITY SYMBOLS ▽=0 ▽=0
REV	B2		

GENERAL TOLERANCES (UNLESS SPECIFIED)	DIMENSION STYLE MM/IN	SCALE	DESIGN UNITS METRIC	THIRD ANGLE PROJECTION
4 PLACES ± --- ± ---	DRAWN BY MARTIN	DATE 1995/01/17	TITLE BNC JACK, STRAIGHT FOR RG179 CABLE, 75 OHMS BNC-JC	
3 PLACES ± --- ± ---	CHECKED BY	DATE		
2 PLACES ± --- ± ---	APPROVED BY	DATE		
1 PLACE ± --- ± ---				
ANGULAR ± 2 °	MATERIAL NO.	DOCUMENT NO.		
DRAFT WHERE APPLICABLE MUST REMAIN WITHIN DIMENSIONS	SEE TABLE	SD-73100-0178		
	SIZE C	THIS DRAWING CONTAINS INFORMATION THAT IS PROPRIETARY TO MOLEX INCORPORATED AND SHOULD NOT BE USED WITHOUT WRITTEN PERMISSION		