

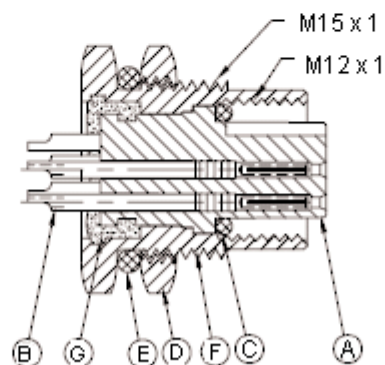
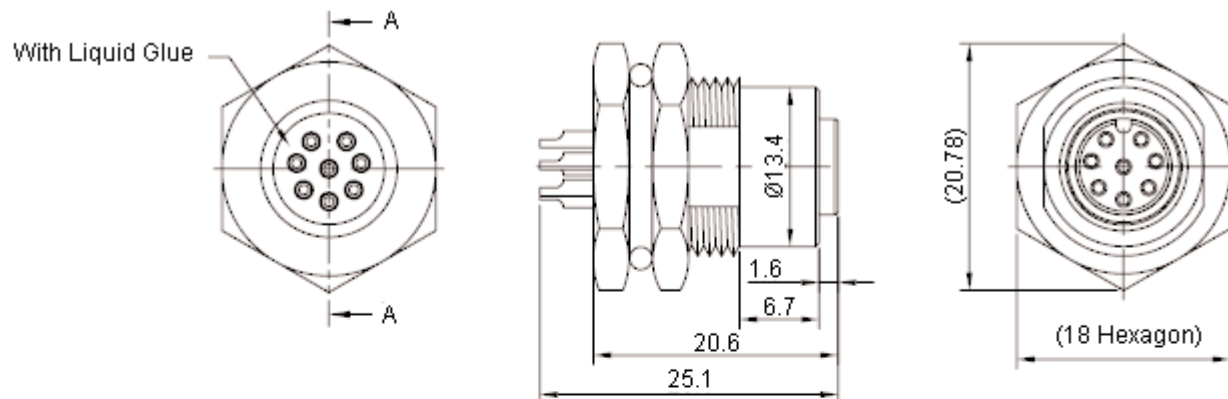


PART NO.

2MT3002-W08200

REVISIONS

ECN #	REV	DESCRIPTION	DRAWN	DATE	CHECKD	DATE	APPRVD	DATE
-	A	RELEASED	Veena	01/02/11	Jagan	02/01/11	Farnell	15/02/11



Section A-A

Dimensions : Millimetres

This data sheet and its contents (the "Information") belong to the Premier Farnell Group (the "Group") or are licensed to it. No licence is granted for the use of it other than for information purposes in connection with the products to which it relates. No licence of any intellectual property rights is granted. The Information is subject to change without notice and replaces all data sheets previously supplied. The Information supplied is believed to be accurate but the Group assumes no responsibility for its accuracy or completeness, any error in or omission from it or for any use made of it. Users of this data sheet should check for themselves the information and the suitability of the products for their purpose and not make any assumptions based on information included or omitted. Liability for loss or damage resulting from any reliance on the Information or use of it (including liability resulting from negligence or where the Group was aware of the possibility of such loss or damage arising) is excluded. This will not operate to limit or restrict the Group's liability for death or personal injury resulting from its negligence. SPC MULTICOMP is the registered trademark of the Group. © Premier Farnell plc 2011.

TOLERANCES:

UNLESS OTHERWISE
SPECIFIED,
DIMENSIONS ARE
FOR REFERENCE
PURPOSES ONLY.

DRAWN BY:

Veena

DATE:

01/02/11

CHECKED BY:

Jagan

DATE:

01/02/11

APPROVED BY:

Farnell

DATE:

15/02/11

DRAWING TITLE:

Panel Socket - Front Mounting, 5A, 8Way

SIZE
A

DWG NO.

M10002579

ELECTRONIC FILE

1860765

REV

A

SCALE: NTS

U.O.M.: mm

SHEET: 1 OF 3

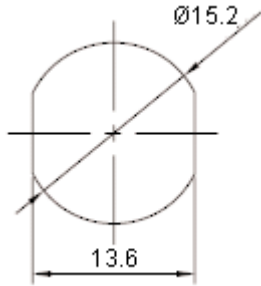


PART NO.

2MT3002-W08200

REVISIONS

ECN #	REV	DESCRIPTION	DRAWN	DATE	CHECKD	DATE	APPRVD	DATE
-	A	RELEASED	Veena	01/02/11	Jagan	02/01/11	Farnell	15/02/11



Recommended Panel Cut-Out

Specifications:

Waterproof rate : IP68.
IP68 : Immersed in 1m water for 24 hours.

Electrical Characteristics:

Temperature range : -40°C to +100°C.
Current rating : 60V ac/dc 2A.
Dielectric withstanding voltage : 500V ac for one minute.
Specifications : M12 series specifications.
To conform to singatron hazardous substance free specifications.
For panel thickness maximum of 4.0mm.

This data sheet and its contents (the "Information") belong to the Premier Farnell Group (the "Group") or are licensed to it. No licence is granted for the use of it other than for information purposes in connection with the products to which it relates. No licence of any intellectual property rights is granted. The Information is subject to change without notice and replaces all data sheets previously supplied. The Information supplied is believed to be accurate but the Group assumes no responsibility for its accuracy or completeness, any error in or omission from it or for any use made of it. Users of this data sheet should check for themselves the information and the suitability of the products for their purpose and not make any assumptions based on information included or omitted. Liability for loss or damage resulting from any reliance on the Information or use of it (including liability resulting from negligence or where the Group was aware of the possibility of such loss or damage arising) is excluded. This will not operate to limit or restrict the Group's liability for death or personal injury resulting from its negligence. SPC MULTICOMP is the registered trademark of the Group. © Premier Farnell plc 2011.

TOLERANCES:

UNLESS OTHERWISE
SPECIFIED,
DIMENSIONS ARE
FOR REFERENCE
PURPOSES ONLY.

DRAWN BY:

Veena

DATE:

01/02/11

CHECKED BY:

Jagan

DATE:

01/02/11

APPROVED BY:

Farnell

DATE:

15/02/11

DRAWING TITLE:

Panel Socket - Front Mounting, 5A, 8Way

SIZE
A

DWG NO.

M10002579

ELECTRONIC FILE

1860765

REV

A

SCALE: NTS

U.O.M.: mm

SHEET: 2 OF 3



PART NO.

2MT3002-W08200


REVISIONS

ECN #	REV	DESCRIPTION	DRAWN	DATE	CHECKD	DATE	APPRVD	DATE
-	A	RELEASED	Veena	01/02/11	Jagan	02/01/11	Farnell	15/02/11

Specifications Table

Item	Description	Material	Plating and Colour
A	Body	Nylon + 33%GF	Black
B	Female PIN	Phosphor Bronze Alloy	6μ Inches Gold Plated Over Nickel Plating
C	O-Ring	Viton	Red
D	Nut	Brass	Nickel Plating 100μ Inches
E	O-Ring	EPDM	Black
F	Shield	Brass	Nickel Plating 100μ Inches
G	Liquid Glue	-	Black

Part Number Table

Description	PIN Assignments Front View	Part Number
Socket, Panel, Front MNT, 5A, 8 Way		2MT3002-W08200

<http://www.farnell.com><http://www.newark.com><http://www.cpc.co.uk>

This data sheet and its contents (the "Information") belong to the Premier Farnell Group (the "Group") or are licensed to it. No licence is granted for the use of it other than for information purposes in connection with the products to which it relates. No licence of any intellectual property rights is granted. The Information is subject to change without notice and replaces all data sheets previously supplied. The Information supplied is believed to be accurate but the Group assumes no responsibility for its accuracy or completeness, any error in or omission from it or for any use made of it. Users of this data sheet should check for themselves the Information and the suitability of the products for their purpose and not make any assumptions based on information included or omitted. Liability for loss or damage resulting from any reliance on the Information or use of it (including liability resulting from negligence or where the Group was aware of the possibility of such loss or damage arising) is excluded. This will not operate to limit or restrict the Group's liability for death or personal injury resulting from its negligence. SPC MULTICOMP is the registered trademark of the Group. © Premier Farnell plc 2011.

TOLERANCES:

UNLESS OTHERWISE
SPECIFIED,
DIMENSIONS ARE
FOR REFERENCE
PURPOSES ONLY.

DRAWN BY:

Veena

DATE:

01/02/11

CHECKED BY:

Jagan

DATE:

01/02/11

APPROVED BY:

Farnell

DATE:

15/02/11

DRAWING TITLE:

Panel Socket - Front Mounting, 5A, 8Way

SIZE
A

DWG NO.

M10002579

ELECTRONIC FILE

1860765

REV

A

SCALE: NTS

U.O.M.: mm

SHEET: 3 OF 3