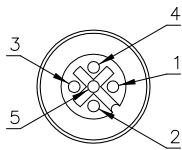


FEMALE END VIEW

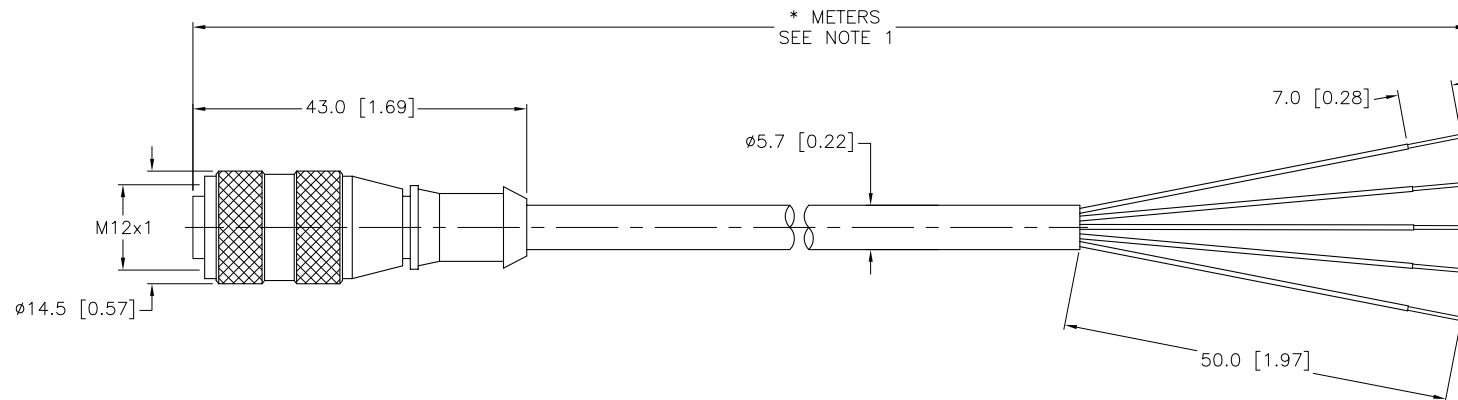


- 1 = BROWN
2 = WHITE
3 = BLUE
4 = BLACK
5 = GREY



SPECIFICATIONS

CONTACT CARRIER MATERIAL	NYLON OR PUR
MOLDED HEAD MATERIAL/COLOR	THERMOPLASTIC PUR/YELLOW
CONTACT MATERIAL/PLATING	BRASS/GOLD
COUPLING NUT MATERIAL/PLATING	BRASS/NICKEL
RATED CURRENT [A]	4.0 A
RATED VOLTAGE [V]	250 V
OUTER JACKET MATERIAL/COLOR	PVC/GREY
CONDUCTOR INSULATION MATERIAL	PVC
NUMBER OF CONDUCTORS [AWG]	5x22 AWG
TEMPERATURE RANGE	-40°C to +105°C (-40°F to +221°F)
PROTECTION CLASS	MEETS NEMA 1,3,4,6P AND IEC IP68

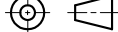


CABLE LENGTH	TOLERANCE
ALL LENGTHS	+ 4% (OR 50mm) OF LENGTH - 0% (OR 0mm) OF LENGTH WHICHEVER IS GREATER
STRIP LENGTH	TOLERANCE
0-7mm	±0.5mm
8-29mm	±1.0mm
30-49mm	±2.0mm
50-69mm	±3.0mm
70-100mm	±4.0mm
OVER 100mm	±5.0mm

NOTES:

1. "*" INDICATES CABLE LENGTH IN METERS. CONTACT TURCK TO ORDER SPECIFIC LENGTHS.

SOURCE DRAWING - FOR REFERENCE ONLY

RELATED DOCUMENTS		3RD ANGLE PROJECTION		THIS DRAWING IS PROPERTY OF TURCK INC. USE OF THIS DOCUMENT WITHOUT WRITTEN PERMISSION IS PROHIBITED.		TURCK inc High Technology Sensors and Automation Controls		3000 CAMPUS DRIVE MINNEAPOLIS, MN 55441 1-800-544-7769 (763) 553-7300 (763) 553-0708 fax turck.com	
1. 2. 3. 4.									
MATERIAL		DRFT CBM		DATE 10/09/00		DESCRIPTION			
SEE SPECIFICATIONS		DSGN		SCALE 1=1.0		RK 4.5T-*			
FINISH		UNIT OF MEASUREMENT MILLIMETER [INCH]				IDENTIFICATION NO.		REV	
SEE SPECIFICATIONS						CONTACT TURCK FOR MORE INFORMATION		D	
		DO NOT SCALE THIS DRAWING		FILE: 777000628		SHEET 1 OF 1			