

F

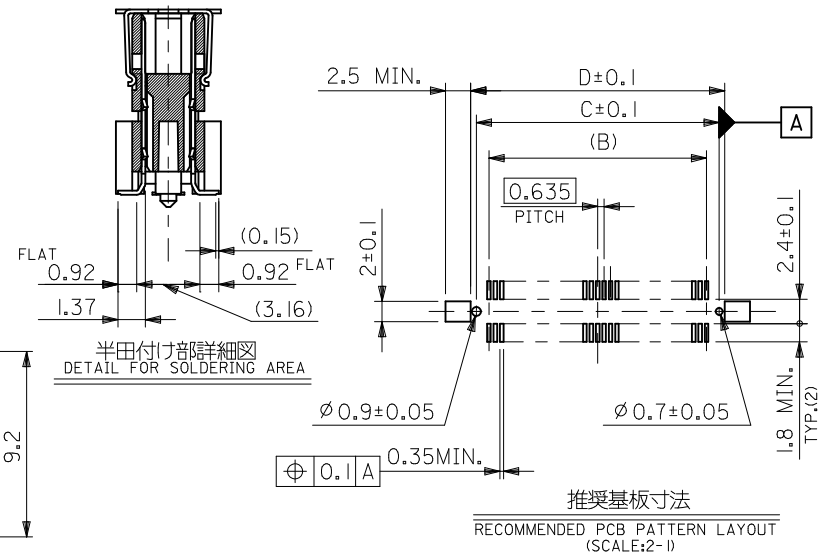
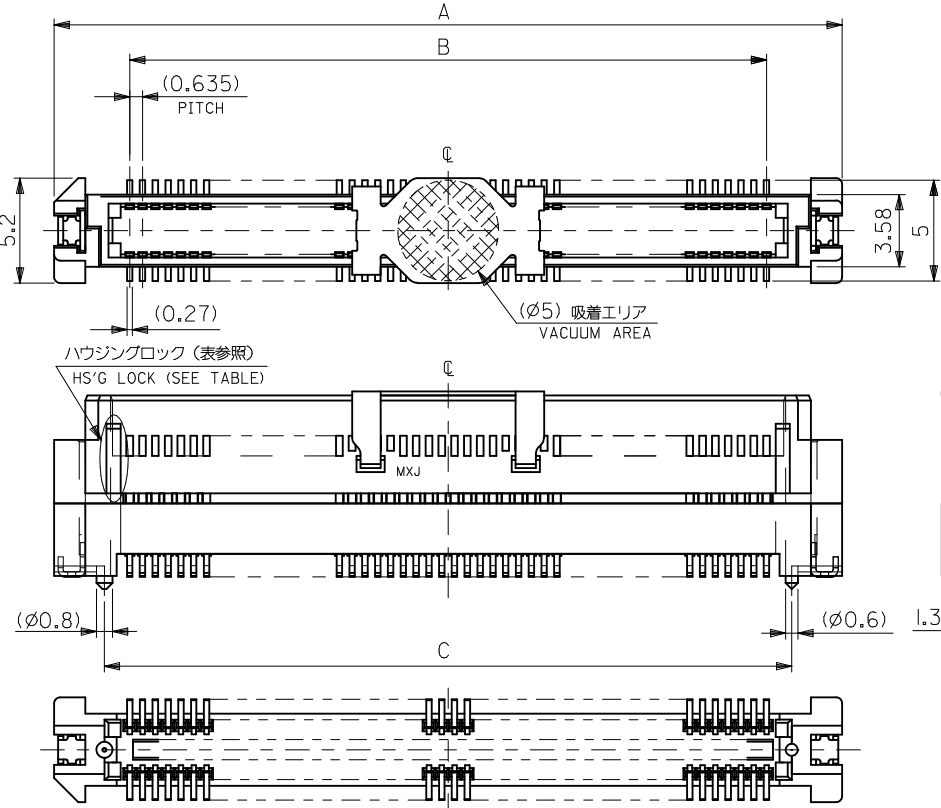
E

D

C

B

A



NOTES 1. 材質 MATERIAL
ハウジング: ガラス入りPPS、茶色、UL94V-0
HOUSING: POLYPHENYLENE SULFIDE, GLASS FILLED, BROWN, UL94V-0
ターミナル: 銅合金 (t=0.2)、ニッケルメッキ下地1.5マイクロメートル以上
TERMINAL: COPPER ALLOY, UNDER-PLATING: NICKEL 1.5 MICROMETER MIN.
接点部: 金メッキ 0.25マイクロメートル以上
CONTACT AREA: GOLD 0.25 MICROMETER MIN.
半田付け部: 錫メッキ1.0マイクロメートル以上
SOLDER TAIL AREA: TIN 1.0 MICROMETER MIN.
ネール: リン青銅 (t=0.2)、ニッケルメッキ下地1.0マイクロメートル以上
NAIL: PHOSPHOR BRONZE, UNDER-PLATING: NICKEL 1.0 MICROMETER MIN.
錫メッキ1.0マイクロメートル以上
TIN 1.0 MICROMETER MIN.
吸着カバー: ステンレス (t=0.2)
VACUUM COVER: STAINLESS STEEL

2. テールのバラツキ寸法
TAIL COPLANARITY
テール平坦度は、0.1ミリ以下とする。
TAILS COPLANARITY TO BE 0.1 MILLIMETER MAX.

無し NO	66.47	65.37	62.865	70.37	53627-2074	—	200
	53.77	52.67	50.165	57.67	—	53627-1675	160
	47.42	46.32	43.815	51.32	53627-1474	-1475	140
	41.07	39.97	37.465	44.97	-1274	-1275	120
	34.72	33.62	31.115	38.62	-1074	-1075	100
有り YES	31.55	30.45	27.94	35.45	-0974	-0975	90
	28.37	27.27	24.765	32.27	-0874	-0875	80
	25.2	24.1	21.59	29.1	-0774	-0775	70
	22.02	20.92	18.415	25.92	-0674	-0675	60
	18.85	17.75	15.24	22.75	-0574	-0575	50
ハウジングロック HS'G LOCK	15.67	14.57	12.065	19.57	-0474	-0475	40
	12.5	11.4	8.89	16.4	-0374	-0375	30
	9.32	8.22	5.715	13.22	53627-0274	53627-0275	20
CONNECTOR SERIES No.							53627-**72
EMBOSSED PACKAGE							STICK PACKAGE
極数							CIRCUITS

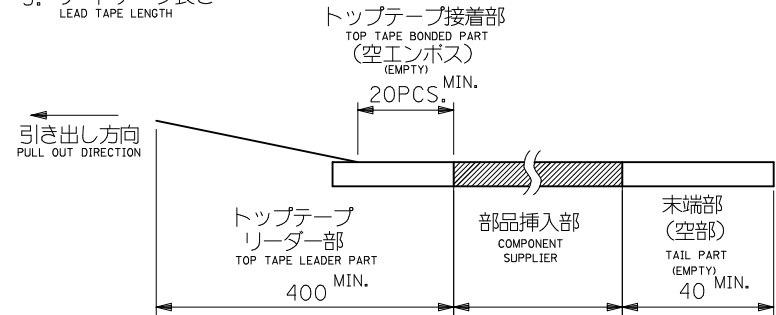
REVISED EC NO: J2010-2/58 DRWN:TKA IHO CHK'D:M. SASAO APPR:M.SASAO REV	DESCRIPTION 2010/06/04 2010/06/10 2010/06/11	GENERAL TOLERANCES (UNLESS SPECIFIED)		DIMENSION STYLE MM ONLY		SCALE ---		DESIGN UNITS METRIC		THIRD ANGLE PROJECTION			
		10 UNDER	±0.2	DRAWN BY Y.SAKIYAMA		DATE 2004/03/05		TITLE 0.635 PITCH B/B CONN. PLUG HSG COVER ASSY -LEAD FREE-					
		10 OVER 30 UNDER	±0.25	CHECKED BY M.SASAO		DATE 2004/03/05							
		30 OVER	±0.3	APPROVED BY M.SASAO		DATE 2004/03/05		MOLEX INCORPORATED					
		ANGULAR ±3 °		MATERIAL NO.		DOCUMENT NO.						SHEET NO.	
		DRAFT WHERE APPLICABLE MUST REMAIN WITHIN DIMENSIONS		SEE CHART		SD-53627-001						1 OF 1	
		THIS DRAWING CONTAINS INFORMATION THAT IS PROPRIETARY TO MOLEX INCORPORATED AND SHOULD NOT BE USED WITHOUT WRITTEN PERMISSION											

NOTES

1. 製品番号 53627-**72 の詳細寸法については SD-53627-001 を参照下さい。
IN THE PACKAGE , PART NO. 53627-**72 DETAILED DIMENSIONS , SEE SD-53627-001.

2. 梱包数量 : 700個/リール
NUMBER OF CONNECTORS : 700 PCS/REEL

3. リードテープ長さ
LEAD TAPE LENGTH



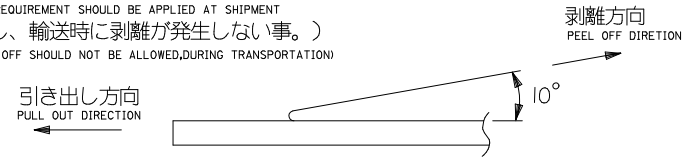
4. トップテープの剥離強度 (剥離方向は下図参照)
PEELING OFF FORCE OF TOP TAPE (PEELING DIRECTION AS SHOWN IN FOLLOWING FIG.)
0.1 ~ 1.3N {10 ~ 130gf}

尚、本規格値は、出荷時に適用。

THIS REQUIREMENT SHOULD BE APPLIED AT SHIPMENT

(但し、輸送時に剥離が発生しない事。)

(PEEL OFF SHOULD NOT BE ALLOWED,DURING TRANSPORTATION)



5. 材料

MATERIAL

キャリアテープ : ポリプロピレン (PP)

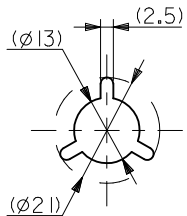
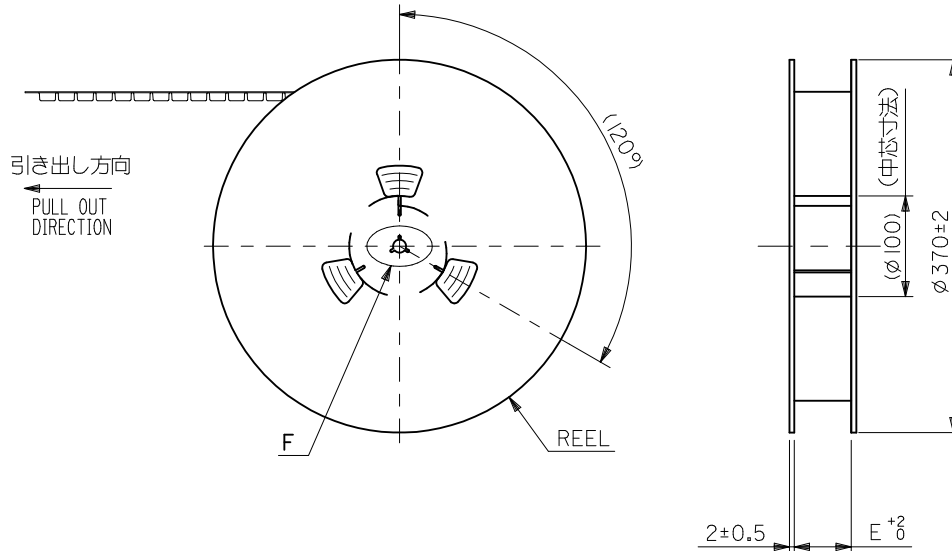
CARRIER TAPE : POLYPROPYLENE (PP)

トップテープ : PET, PE, PEF

TOP TAPE : PET, PE, PEF

リール : 紙

REEL : CARD BOARD



DETAIL F

REVISED		GENERAL TOLERANCES (UNLESS SPECIFIED)		DIMENSION STYLE MM ONLY		CONNECTOR SERIES No.		53627-**72	
EC NO.	DRWN	CHK'D	APPR	DESCRIPTION	REVISION	SCALE	DESIGN UNITS	THIRD ANGLE PROJECTION	
J2010-2458	TKAHO	M.SASAO	MSASAO	2010/06/04	2010/06/10	---	METRIC		
10 UNDER		±0.2				DRAWN BY	DATE	TITLE	
10 OVER 30 UNDER		±0.25				Y.SAKIYAMA	2004/03/05	EMBSTP PKG FOR 0.635 B/B	
30 OVER		±0.3				M.SASAO	2004/03/05	PLUG HSG ASSY (H=10)	
						APPROVED BY	DATE	-LEAD FREE-	
						M.SASAO	2004/03/05	MOLEX INCORPORATED	
						MATERIAL NO.		DOCUMENT NO.	
						SEE CHART		SD-53627-002	
						SIZE			
						A3			
						THIS DRAWING CONTAINS INFORMATION THAT IS PROPRIETARY TO MOLEX INCORPORATED AND SHOULD NOT BE USED WITHOUT WRITTEN PERMISSION			

F

E

D

C

B

A

F

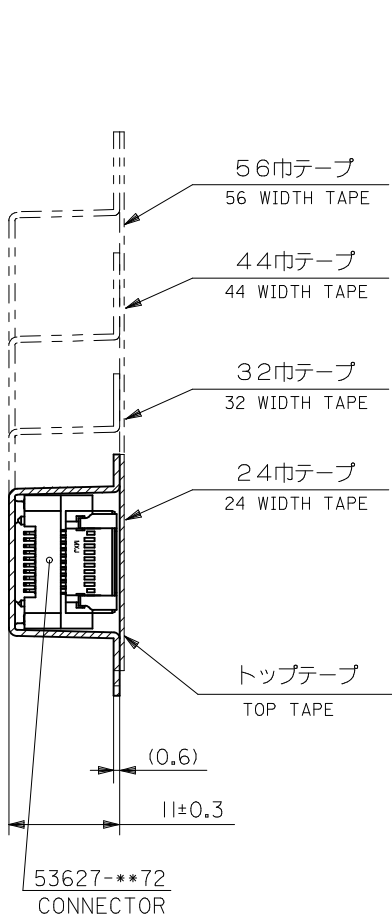
E

D

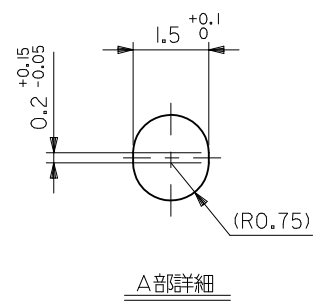
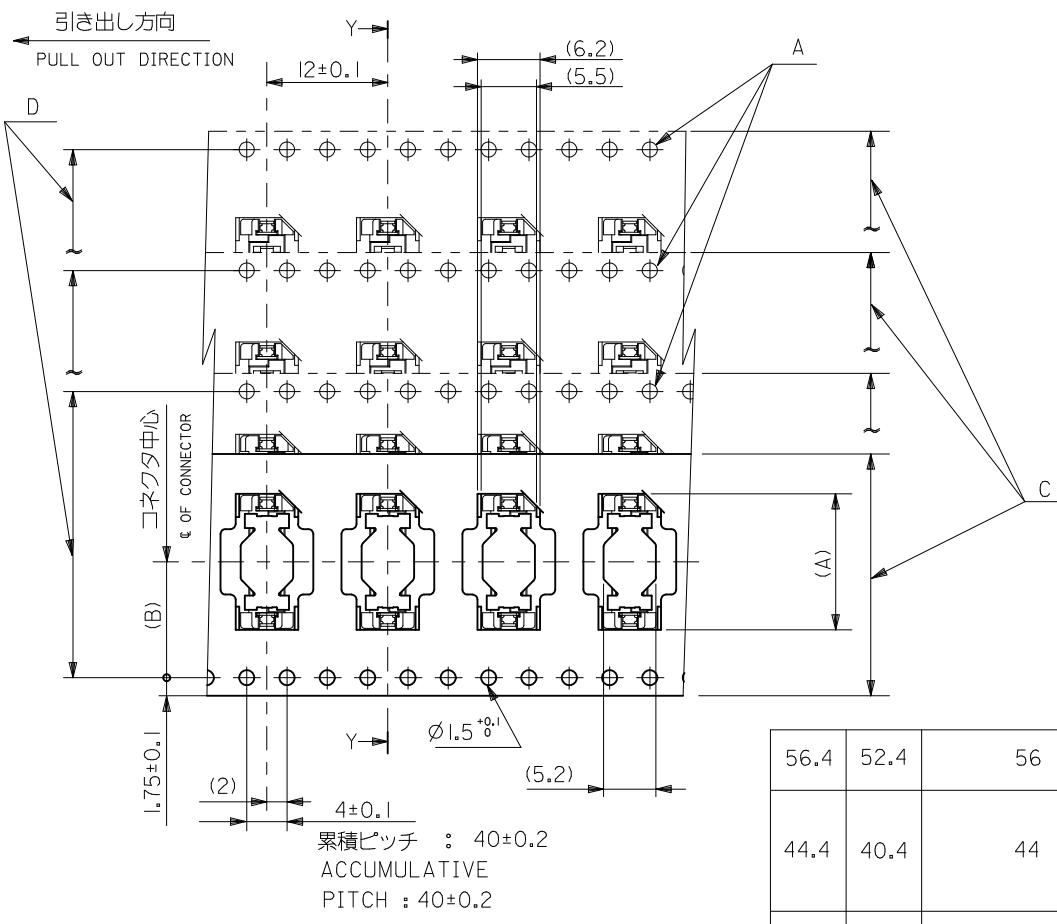
C

B

A



断面 Y-Y
SECTION Y-Y



56.4	52.4	56	26.2	38.9	53627-1074	100
				35.8	-0974	90
				32.6	-0874	80
44.4	40.4	44	20.2	29.4	-0774	70
				26.2	-0674	60
				23.1	-0574	50
32.4	28.4	32	14.2	19.9	-0474	40
				16.7	-0374	30
24.4	—	24	11.5	13.5	53627-0274	20
E	D	C	キャリアテープ幅 CARRIER TAPE WIDTH	(B)	(A)	MATERIAL NO. 極数 CIRCUITS

REVISED EC NO: J2010-2458 DRWN:TKAHO 2010/06/04 CHKD:M.SASAO 2010/06/10 APPR:MSASAO 2010/06/11 B	DESCRIPTION REV	GENERAL TOLERANCES (UNLESS SPECIFIED)		DIMENSION STYLE MM ONLY		SCALE ---	DESIGN UNITS METRIC	THIRD ANGLE PROJECTION		
		10 UNDER	± 0.2	DRAWN BY Y.SAKIYAMA	DATE 2004/03/05	TITLE EMBSTP PKG FOR 0.635 B/B PLUG HSG ASSY (H=10) -LEAD FREE-				
		10 OVER 30 UNDER	± 0.25	CHECKED BY M.SASAO	DATE 2004/03/05					
		30 OVER	± 0.3	APPROVED BY M.SASAO	DATE 2004/03/05	MOLEX MOLEX INCORPORATED				
		ANGULAR ±3 °		MATERIAL NO.		DOCUMENT NO.		SHEET NO.		
		DRAFT WHERE APPLICABLE MUST REMAIN WITHIN DIMENSIONS		SEE CHART		SD-53627-002		2 OF 3		
				SIZE A3		THIS DRAWING CONTAINS INFORMATION THAT IS PROPRIETARY TO MOLEX INCORPORATED AND SHOULD NOT BE USED WITHOUT WRITTEN PERMISSION				

