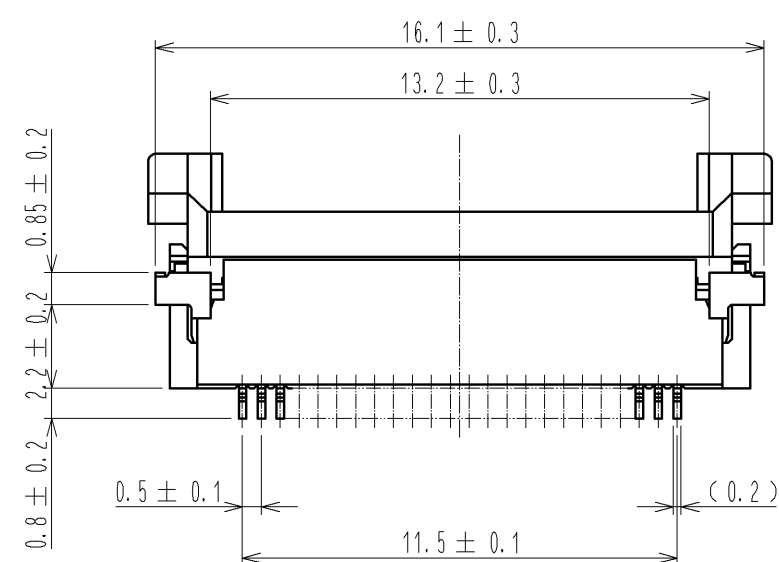
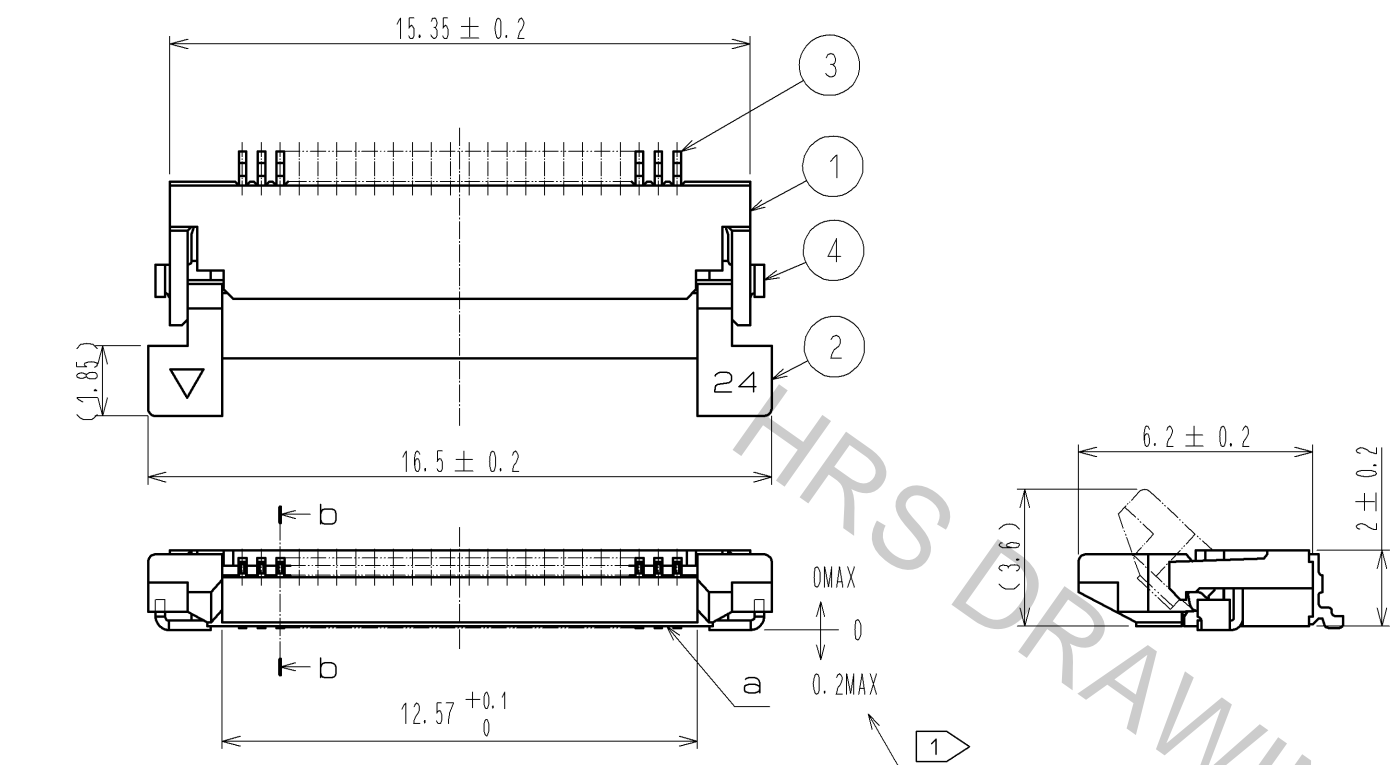
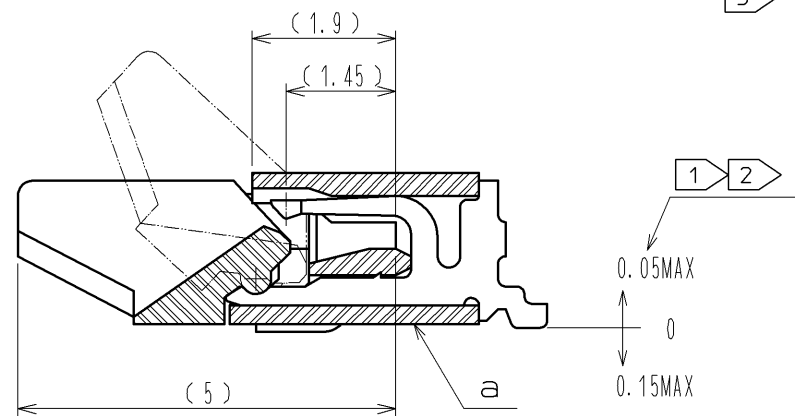


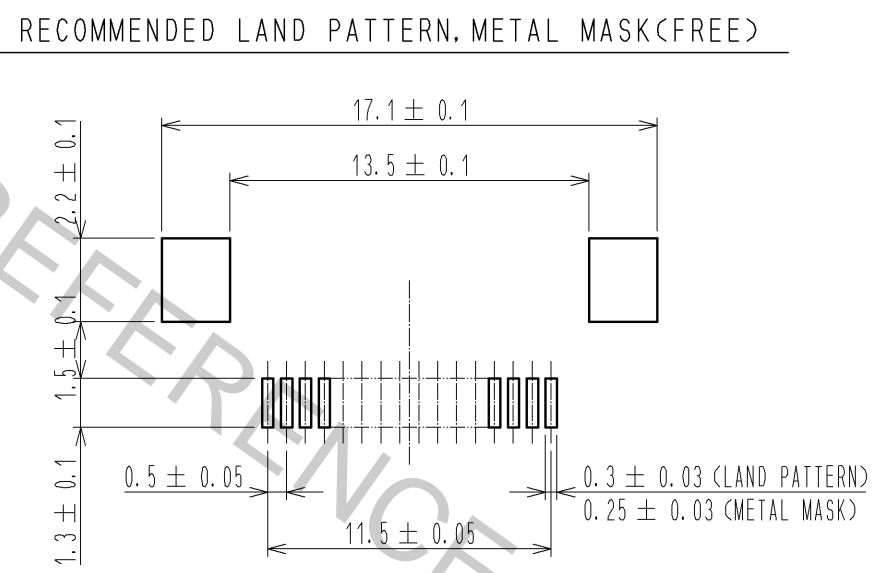
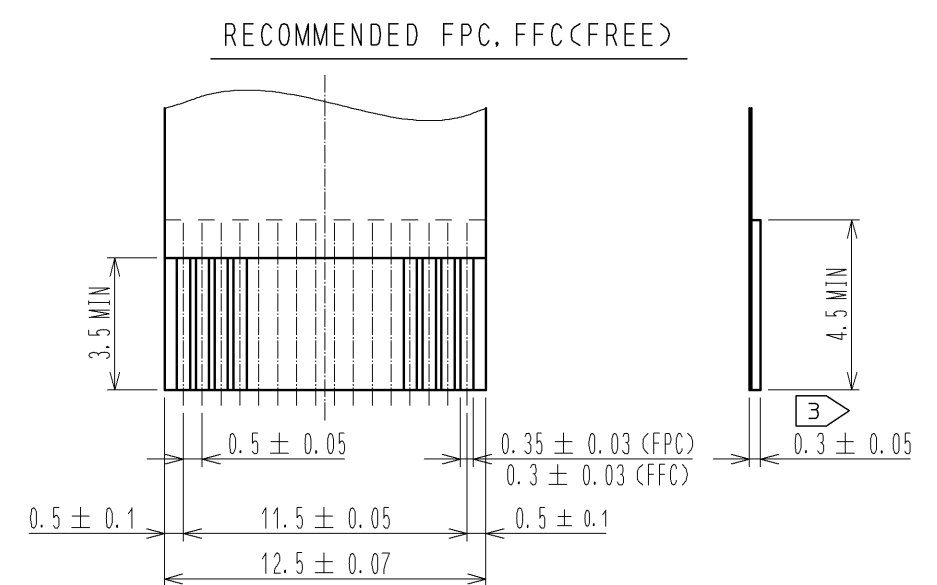
Oct.1.2018 Copyright 2018 HIROSE ELECTRIC CO., LTD. All Rights Reserved.
In case that the application demands a high level of reliability, such as automotive,
please contact a company representative for further information.



b-b (10 : 1)



- NOTE 1 REFERENCE IS a.
2 LEAD CO-PLANARITY SHALL BE 0.1 MAX.
3 THICKNESS OF SUPPORTING TAPE SHALL BE 0.188(7.5mil) MIN.



RECOMMENDED METAL MASK THICKNESS t=0.15

4	BRASS	TIN PLATING 1μmMIN OVER NICKEL 1μmMIN.	8	(CONNECTOR)	
3	PHOSPHOR BRONZE	GOLD PLATING 0.05μmMIN OVER NICKEL 1μmMIN.	7	POLYSTYRENE	
2	PPS	DEEP BROWN UL94V-0	6	POLYESTER	
1	POLYAMIDE	BEIGE UL94V-0	5	POLYSTYRENE	
NO.	MATERIAL	FINISH . REMARKS	NO.	MATERIAL	FINISH . REMARKS
UNITS mm		SCALE 5 : 1	COUNT 1	DESCRIPTION OF REVISIONS DIS-F-003410	DESIGNED MK. YASUMI
HIROSE ELECTRIC CO., LTD.		APPROVED : RI. TAKAYASU	08.09.02	DRAWING NO.	EDC3-150555-51
		CHECKED : HS. SAKAMOTO	08.09.01	PART NO.	FH12A-24S-0.5SH(55)
		DESIGNED : MK. YASUMI	08.08.26	CODE NO.	CL586-0555-2-55
		DRAWN : MK. YASUMI	08.08.26		
					DATE 09.12.11

